NEMO|etc.
Certificate of Authorization #32455
353 Christian Street, Unit #13
Oxford, CT 06478
(203) 262-9245

ENGINEER **TEST** **CONSULT**

P.E. EVALUATION REPORT (PEER)

GAF
1 Campus Drive
Parsippany, NJ 07054
(800) 766-3411

PEER-GAF-007.B.R40
FL5680-R51 (HVHZ)
Date of Issuance: 12/18/2013
Revision 40: 06/09/2026

SCOPE:
This P.E. Evaluation Report (henceforth 'PEER') is issued under **F.A.C. Rule 61G20-3** and the applicable rules and regulations governing the use of construction materials in the State of Florida. The documentation submitted has been reviewed by Robert Nieminen, P.E. for compliance with the **8th Edition (2023) Florida Building Code, High Velocity Hurricane Zone** sections noted herein.

DESCRIPTION: Ruberoid® Modified Bitumen Roof Systems (HVHZ)

LABELING: Labeling shall be in accordance with the requirements of the Accredited Quality Assurance Agency noted herein.

CONTINUED COMPLIANCE: This PEER is valid until such time as the named product(s) changes, the referenced Quality Assurance or production facility location(s) changes, or Code provisions that relate to the product(s) change. Acceptance of our PEERs by the named client constitutes agreement to notify NEMO ETC, LLC of any changes to the product(s), the Quality Assurance or the production facility location(s). NEMO ETC, LLC requires a complete review of its PEER relative to updated Code requirements with each Code Cycle. Reference is made to the NEMO|etc. Directory of P.E. Evaluations to ascertain the status and/or current version of this PEER. If the PEER is not listed at the Nemo Directory, then it is no longer valid.

ADVERTISEMENT: "NEMO P.E. Evaluated" may be displayed in advertising literature. If any portion of the PEER is displayed, then it shall be in its entirety.

INSPECTION: Upon request, a copy of this entire PEER shall be provided to the user by the manufacturer or its distributors and shall be available for inspection at the job site at the request of the Building Official.

This PEER consists of pages 1 through 7, plus 104-pages of Appendix.

Prepared by:

Digitally signed by Robert Nieminen
Date: 2026.06.10 '14:12:33 -04'00

This item has been digitally signed and sealed by Robert Nieminen, P.E.
Printed copies of this document are not considered signed and sealed, and the signature must be verified on any electronic copies.
Robert Nieminen, Florida P.E. 59166, FBC ANE1983
NEMO ETC, LLC, Florida CA #32455

ROBERT NIEMINEN
LICENSE
NO. 59166
STATE OF FLORIDA
PROFESSIONAL ENGINEER

CERTIFICATION OF INDEPENDENCE:

1. NEMO ETC, LLC does not have, nor does it intend to acquire or will it acquire, a financial interest in any company manufacturing or distributing products it evaluates.
2. NEMO ETC, LLC is not owned, operated or controlled by any company manufacturing or distributing products it evaluates.
3. Robert Nieminen, P.E. does not have nor will acquire, a financial interest in any company manufacturing or distributing products for which the PEERs are being issued.
4. Robert Nieminen, P.E. does not have, nor will acquire, a financial interest in any other entity involved in the approval process of the product.
5. This is a building code evaluation. Neither NEMO ETC, LLC nor Robert Nieminen, P.E. are, in any way, the Designer of Record for any project on which this PEER, or previous versions thereof, is/was used for permitting or design guidance unless retained specifically for that purpose.

©2019 NEMO ETC, LLC

2023 FBC HVHZ

ROOFING SYSTEMS EVALUATION:

1. SCOPE:

Product Category: Roofing
Sub-Category: Modified Bitumen Roof Systems
Product Approval Method: Method 1, Option D – Codified Material, Evaluation by Engineer
Compliance Statement: **Ruberoid® Modified Bitumen Roof Systems**, as produced by **GAF**, have demonstrated compliance with the following sections of the **8th Edition (2023) Florida Building Code, High Velocity Hurricane Zones (HVHZ)** through testing in accordance with the following Standards. Compliance is subject to the Installation Requirements and Limitations of Use set forth herein.

2. STANDARDS:

SECTION	PROPERTY	STANDARD
TAS 110	Resistance to Foot Traffic	TAS 114, Section 8.9
TAS 110	Wind resistance	TAS 114, Appendix C, D or J
TAS 110	Susceptibility to Hail Damage	TAS 114, Appendix F
TAS 110	Susceptibility to Leakage	TAS 114, Appendix G
TAS 110	Material standard (asphaltic)	ASTM D2178, ASTM D4601, ASTM D4897
TAS 110	Material standard (modified bitumen)	ASTM D6163, ASTM D6164, ASTM D6222, ASTM D6298

3. REFERENCES:

ENTITY	EXAMINATION	REFERENCE	DATE	ENTITY	EXAMINATION	REFERENCE	DATE
ERD (TST6049)	ASTM D4601 (GA)	GAF-SC13285.02.17-2	02/08/17	FM (TST1867)	FM 4470/4474	3046280	08/22/12
ERD (TST6049)	ASTM D6164 (GA)	GAF-SC13285.03.17-5	03/23/17	FM (TST1867)	FM 4470/4474	3046388	09/24/12
ERD (TST6049)	ASTM D6164 (GA)	GAF-SC13105.03.17-R1	03/23/17	FM (TST1867)	FM 4470/4474	3041769	09/27/12
ERD (TST6049)	ASTM D4601 (IN)	GAF-SC16440.12.17	12/31/17	FM (TST1867)	FM 4470/4474	3046403	09/28/12
NEMO (TST6049)	ASTM D6163 (GA)	4S-GAF-18-001.11.18	11/06/18	FM (TST1867)	FM 4470/4474	3046054	12/21/12
NEMO (TST6049)	ASTM D2178 (GA)	4S-GAF-18-001.01.19-1	01/02/19	FM (TST1867)	FM 4470/4474	3046081	02/13/13
NEMO (TST6049)	ASTM D6222 (IN)	4S-GAF-18-001.03.19.A	03/13/19	FM (TST1867)	FM 4470/4474	797-08150-267	03/07/13
NEMO (TST6049)	ASTM D6163 (AR)	4q-GAF-19-SSMBB-02A	04/08/19	FM (TST1867)	FM 4470/4474	797-08216-267	04/11/13
NEMO (TST6049)	ASTM D6164 (AR)	4q-GAF-19-SSMBB-01A	04/08/19	FM (TST1867)	FM 4470/4474	3048122	04/29/13
NEMO (TST6049)	ASTM D4897 (AL)	4q-GAF-21-SSMBB-01.B	09/07/21	FM (TST1867)	FM 4470/4474	3047104	05/10/13
NEMO (TST6049)	ASTM D4601 (AL)	4q-GAF-22-SSMBB-03.A	04/18/23	FM (TST1867)	FM 4470/4474	797-08263-267	05/23/13
NEMO (TST6049)	ASTM D2178 (AL)	4q-GAF-22-SSMBB-03.B	04/18/23	FM (TST1867)	FM 4470/4474	797-08264-267	05/23/13
NEMO (TST6049)	ASTM D6164 (GA)	4q-GAF-22-SSMBB-01.A	04/22/23	FM (TST1867)	FM 4470/4474	3047237	07/15/13
NEMO (TST6049)	ASTM D4897 (CA-F)	4q-GAF-23-SSMBB-01.A	12/04/23	FM (TST1867)	FM 4470/4474	3047636	08/08/13
NEMO (TST6049)	Physical Properties	4j-GAF-SSUDL-004.A	11/19/24	FM (TST1867)	FM 4470/4474	797-08670-267	09/16/13
NEMO (TST6049)	ASTM D6164 (GA)	4q-GAF-SSMBB-001.A	12/05/24	FM (TST1867)	FM 4470/4474	797-08873-267	11/26/13
NEMO (TST6049)	ASTM D6164 (GA)	4q-GAF-SSMBB-002.A	12/05/24	FM (TST1867)	FM 4470/4474	3048871	12/11/13
NEMO (TST6049)	ASTM D6222 (ITA)	4q-GAF-SSMBB-003.A	01/06/25	FM (TST1867)	FM 4470/4474	3048066	12/13/13
NEMO (TST6049)	ASTM D6164 (GA)	4q-GAF-SSMBB-004.A	02/05/25	FM (TST1867)	FM 4470/4474	797-09016-267	12/17/13
NEMO (TST6049)	ASTM D6164 (GA)	4q-GAF-SSMBB-004.B	06/19/25	FM (TST1867)	FM 4470/4474	3048496	12/19/13
PRI (TST5878)	ASTM D2178 (AL)	MSA-039-02-02	09/27/17	FM (TST1867)	FM 4470/4474	3049601	01/29/14
PRI (TST5878)	ASTM D2178 (AL)	MSA-039-02-01	09/27/17	FM (TST1867)	FM 4470	3051408	08/13/14
PRI (TST5878)	ASTM D6164 (CA-S)	376T0140	08/18/21	FM (TST1867)	FM 4470/4474	797-09984-267	10/28/14
PRI (TST5878)	ASTM D6222 (CA-S)	376T0143	08/23/21	FM (TST1867)	FM 4470/4474	797-09987-267	10/28/14
PRI (TST5878)	ASTM D6222 (CA-S)	376T0144	08/26/21	FM (TST1867)	FM 4470/4474	797-10017-267	11/06/14
PRI (TST5878)	ASTM D4897 (GA)	376T0227	12/20/21	FM (TST1867)	FM 4470	3055411	04/14/15
PRI (TST5878)	ASTM D4897 (GA)	376T0228	12/20/21	FM (TST1867)	FM 4470/4474	RR202724	10/02/15
PRI (TST5878)	ASTM D4601 (GA)	376T0229	12/20/21	FM (TST1867)	FM 4470/4474	RR205568	06/15/16
PRI (TST5878)	ASTM D4601 (GA)	376T0240	12/21/21	FM (TST1867)	FM 4470/4474	RR205474	08/31/16
PRI (TST5878)	ASTM D6164 (CA-S)	376T0221	01/17/22	FM (TST1867)	FM 4470 / 4474	3058483	12/09/16
PRI (TST5878)	ASTM D6222 (CA-S)	376T0222	01/26/22	FM (TST1867)	FM 4470 / 4474	RR208244	02/02/17
PRI (TST5878)	ASTM D6163 (CA-S)	376T0141	01/31/22	FM (TST1867)	FM 4470 / 4474	RR208306	02/02/17
PRI (TST5878)	ASTM D2178 (CA-F)	376T0275	02/03/22	FM (TST1867)	FM 4470 / 4474	RR208456	02/13/17
PRI (TST5878)	ASTM D4601 (CA-F)	376T0276	03/08/22	FM (TST1867)	FM 4470 / 4474	3062588 (PLA)	08/01/17
PRI (TST5878)	ASTM D6164 (CA-S)	376T0220	05/04/22	FM (TST1867)	FM 4470 / 4474	Letter	02/13/18
PRI (TST5878)	ASTM D6222 (GA)	376T0274	06/01/22	FM (TST1867)	FM 4470 / 4474	3061784	07/25/18
PRI (TST5878)	ASTM D6163 (AR)	824T0047	06/09/22	FM (TST1867)	FM 4470 / 4474	3055904	10/25/18
PRI (TST5878)	ASTM D6163 (AR)	824T0047	06/09/22	FM (TST1867)	FM 4470 / 4474	RR215191-267	11/07/18
PRI (TST5878)	ASTM D6163 (AR)	824T0046	06/30/22	FM (TST1867)	FM 4470 / 4474	PR450261	10/22/19
PRI (TST5878)	ASTM D6163 (AR)	824T0047	06/30/22	FM (TST1867)	FM 4470 / 4474	PR453353	01/31/20
PRI (TST5878)	ASTM D6222 (GA)	376T0241	07/14/22	FM (TST1867)	FM 4470	PR452971	02/19/20
PRI (TST5878)	ASTM D6222 (GA)	376T0273	08/29/22	FM (TST1867)	FM 4474	PR455417	12/23/20
PRI (TST5878)	ASTM D6222 (GA)	376T0230	08/29/22	FM (TST1867)	FM 4474	PR458073	04/08/21

NOT FOR CODE USE

Entity	Examination	Reference	Date
PRI (TST5878)	ASTM D6298 (AR)	824T0098	03/21/23
PRI (TST5878)	ASTM D6164 (GA)	376T0482	02/26/24
PRI (TST5878)	ASTM D6164 (GA)	376T0483	02/26/24
PRI (TST5878)	ASTM D6164 (GA)	376T0484	02/26/24
PRI (TST5878)	ASTM D6164 (GA)	376T0486	02/26/24
PRI (TST5878)	ASTM D6163 (GA)	376T0480	02/29/24
PRI (TST5878)	ASTM D6163 (GA)	376T0481	02/29/24
PRI (TST5878)	ASTM D6163 (AR)	824T0155	04/18/24
ACRC (TST4671)	TAS 114	ACRC 06-041	11/10/06
ACRC (TST4671)	TAS 114	ACRC 06-042	11/14/06
ACRC (TST4671)	TAS 114	ACRC 06-043	11/16/06
ACRC (TST4671)	TAS 114	ACRC 006-044	11/16/06
ACRC (TST4671)	TAS 114	ACRC 06-048	12/21/06
ACRC (TST4671)	TAS 114	ACRC 06-049	12/22/06
ACRC (TST4671)	TAS 114	ACRC 06-050	12/28/06
ACRC (TST4671)	TAS 114	ACRC 07-006	01/17/07
ACRC (TST4671)	TAS 114	ACRC 07-018	04/20/07
ACRC (TST4671)	TAS 114	ACRC 07-028	05/08/07
ACRC (TST4671)	TAS 114	ACRC 07-030	05/09/07
ACRC (TST4671)	TAS 114	ACRC 07-032	05/10/07
ACRC (TST4671)	TAS 114	ACRC 07-033	05/10/07
ACRC (TST4671)	TAS 114	ACRC 07-041	08/31/07
ACRC (TST4671)	TAS 114	ACRC 07-044	09/05/07
ACRC (TST4671)	TAS 114	ACRC 07-047	09/07/07
ACRC (TST4671)	TAS 114	ACRC 07-081	01/10/08
ACRC (TST4671)	TAS 114	ACRC 07-082	01/11/08
ACRC (TST4671)	TAS 114	ACRC 08-024	04/18/08
ACRC (TST4671)	TAS 114	ACRC 08-034	05/19/08
ACRC (TST4671)	TAS 114	ACRC 08-044	07/01/08
ACRC (TST4671)	TAS 114	ACRC 11-043	08/08/11
ACRC (TST4671)	TAS 114	ACRC 11-046	08/09/11
ACRC (TST4671)	TAS 114	ACRC 11-048	08/10/11
ACRC (TST4671)	TAS 114	ACRC 11-049	08/10/11
ACRC (TST4671)	TAS 114	ACRC 11-050	08/11/11
ACRC (TST4671)	TAS 114	ACRC 11-051	08/11/11
ACRC (TST4671)	TAS 114	ACRC 11-052	08/12/11
ACRC (TST4671)	TAS 114	ACRC 11-053	08/17/11
ACRC (TST4671)	TAS 114	ACRC 11-054	08/17/11
ACRC (TST4671)	TAS 114	ACRC 12-015	04/24/12
ACRC (TST4671)	TAS 114	ACRC 12-026	05/10/12
ACRC (TST4671)	TAS 114	ACRC 12-034	08/10/12
ACRC (TST4671)	TAS 114	ACRC 12-035	08/13/12
ACRC (TST4671)	TAS 114	ACRC 16-002	03/04/16
ACRC (TST4671)	TAS 114	ACRC 23-016	06/16/23
ACRC (TST4671)	TAS 114	ACRC 25-017	06/12/25
ATI/ITS (TST1558)	TAS 114	H0730.01-109-44	08/16/17
ATI/ITS (TST1558)	TAS 114	H-3314.01-109-44	08/14/17
ATI/ITS (TST1558)	TAS 114	H-3315.01-109-44	08/14/17
ATI/ITS (TST1558)	TAS 114	H-3317.01-109-44	08/14/17
ATI/ITS (TST1558)	TAS 114	H-3318.01-109-44	08/14/17
ERD (TST6049)	TAS 114	01880.09.03	09/10/03
ERD (TST6049)	TAS 114	01516.04.06	04/20/06
ERD (TST6049)	TAS 114	4482.10.97-1	12/02/06
ERD (TST6049)	TAS 114	G4280LAB.10.06-R1	12/06/07
ERD (TST6049)	TAS 114	G36780.07.11-R1	07/18/11
ERD (TST6049)	TAS 114	SC8580.11.15-3	11/09/15
ERD (TST6049)	TAS 114	SC8580.01.16-1	01/20/16
ERD (TST6049)	TAS 114	GAF-SC16825.12.17-1	12/31/17
ERD (TST6049)	TAS 114	GAF-SC16825.12.17-3B	12/31/17
FM (TST1867)	FM 4470	2B8A4.AM	07/02/97
FM (TST1867)	FM 4470	0D0A8.AM	07/09/97
FM (TST1867)	FM 4470	1B9A8.AM	09/04/97
FM (TST1867)	FM 4470	3007500	06/15/00
FM (TST1867)	FM 4470	3005640	11/09/00
FM (TST1867)	FM 4470	3008178	12/27/00
FM (TST1867)	FM 4470	3010215	03/01/01
FM (TST1867)	FM 4470	3009788	03/28/01
FM (TST1867)	FM 4470	3011140	08/14/01
FM (TST1867)	FM 4470	3013614	05/06/02
FM (TST1867)	FM 4470	3013788	01/10/03
FM (TST1867)	FM 4470	3014547	05/22/03

Entity	Examination	Reference	Date
FM (TST1867)	FM 4474	PR457312	04/20/21
FM (TST1867)	FM 4470	RR227768	04/09/21
FM (TST1867)	FM 4470	PR459831	04/21/21
FM (TST1867)	FM 4474	PR456101	06/24/21
FM (TST1867)	FM 4474	PR460889	08/01/22
FM (TST1867)	FM 4474	PR460126	09/20/22
FM (TST1867)	FM 4474	PR464081	02/20/23
FM (TST1867)	FM 4474	RR237726	08/23/23
FM (TST1867)	FM 4474	RR237973	09/13/23
FM (TST1867)	FM 4474	RR240599	03/15/24
FM (TST1867)	FM 4474	RR240748	05/02/24
FM (TST1867)	FM 4474	RR241361	05/07/24
FM (TST1867)	FM 4474	RR241387	05/10/24
FM (TST1867)	FM 4474	RR241014	05/13/24
FM (TST1867)	FM 4474	RR242812	09/06/24
FM (TST1867)	FM 4474	PR468153	11/04/24
FM (TST1867)	FM 4470	RR245882	04/23/25
FM (TST1867)	FM 4470	PR469015	05/13/25
FM (TST1867)	FM 4470	RR246162	05/14/25
FM (TST1867)	FM 4470	PR469209	06/03/25
F-TEC (TST7393)	TAS 114	08-050187	04/28/08
F-TEC (TST7393)	TAS 114	08-050188	04/28/08
F-TEC (TST7393)	TAS 114	08-070077	07/25/08
F-TEC (TST7393)	TAS 114	08-070084	07/25/08
F-TEC (TST7393)	TAS 114	08-050186	10/14/08
F-TEC (TST7393)	TAS 114	08-070126	10/14/08
F-TEC (TST7393)	TAS 114	08-070122	10/14/08
F-TEC (TST7393)	TAS 114	08-070127	10/14/08
F-TEC (TST7393)	TAS 114	08-080077	11/17/08
F-TEC (TST7393)	TAS 114	08-050181R	04/01/09
GAF	Traceability	Declaration	09/12/22
IRT (TST7408)	TAS 114	00001	03/30/00
IRT (TST7408)	TAS 114	00002	03/30/00
IRT (TST7408)	TAS 114	01-039	01/24/02
IRT (TST7408)	TAS 114	02-005	01/24/02
IRT (TST7408)	TAS 114	02-014	03/26/02
IRT (TST7408)	TAS 114	03-003	04/21/03
IRT (TST7408)	TAS 114	03-004	04/21/03
IRT (TST7408)	TAS 114	04-008	01/26/04
ITS (TST1558)	TAS 114	H9486.03-109-18	09/17/18
ITS (TST1558)	TAS 114	H9486.04-109-18	09/17/18
M-D (CER1592)	TAS 114	23-0817.05	09/14/23
M-D (CER1592)	TAS 114	24-0906.02	10/17/24
M-D (CER1592)	TAS 114	24-0514.06	10/10/24
NEMO (TST6049)	TAS 114	4L-GAF-18-002.05.19.A	05/29/19
PRI (TST5878)	TAS 114	GAF-434-02-01	09/16/13
PRI (TST5878)	TAS 114	GAF-434-02-03	09/16/13
PRI (TST5878)	TAS 114	GAF-434-02-04	09/16/13
PRI (TST5878)	TAS 114	GAF-436-02-02	03/06/14
PRI (TST5878)	TAS 114	GAF-436-02-03	03/06/14
PRI (TST5878)	TAS 114	GAF-436-02-04	03/06/14
PRI (TST5878)	TAS 114	GAF-436-02-05	03/06/14
PRI (TST5878)	TAS 114	GAF-436-02-08	03/06/14
PRI (TST5878)	TAS 114	GAF-436-02-09	03/06/14
PRI (TST5878)	TAS 114	GAF-549-02-01	08/08/14
PRI (TST5878)	TAS 114	GAF-549-02-02	08/08/14
PRI (TST5878)	Criticality	GAF-559-02-08	10/16/14
PRI (TST5878)	TAS 114	GAF-559-02-01	10/16/14
PRI (TST5878)	TAS 114	GAF-559-02-05	10/16/14
PRI (TST5878)	TAS 114	GAF-559-02-06	10/16/14
PRI (TST5878)	TAS 114	GAF-559-02-07	10/16/14
PRI (TST5878)	TAS 114	GAF-559-02-09	10/16/14
PRI (TST5878)	TAS 114	GAF-559-02-11	10/16/14
PRI (TST5878)	TAS 114	GAF-559-02-12	10/16/14
PRI (TST5878)	TAS 114	GAF-559-02-13	10/16/14
PRI (TST5878)	TAS 114	GAF-559-02-14	10/16/14
PRI (TST5878)	TAS 114	GAF-559-02-15	10/16/14
PRI (TST5878)	TAS 114	GAF-559-02-16	10/16/14
PRI (TST5878)	TAS 114	GAF-559-02-17	10/16/14
PRI (TST5878)	TAS 114	GAF-559-02-18	10/16/14
PRI (TST5878)	TAS 114	GAF-559-02-04-R1	03/04/15

2025 FBC HVHZ

Entity	Examination	Reference	Date
FM (TST1867)	FM 4470	3014692	08/05/03
FM (TST1867)	FM 4470	3014960	03/05/04
FM (TST1867)	FM 4470/4474	3017250	04/05/04
FM (TST1867)	FM 4470/4474	3022139	05/26/05
FM (TST1867)	FM 4470/4474	3022508	07/20/05
FM (TST1867)	FM 4470/4474	3025023	12/14/05
FM (TST1867)	FM 4470/4474	797-02095-267	04/26/06
FM (TST1867)	FM 4470/4474	3023458	07/18/06
FM (TST1867)	FM 4470/4474	3028039	09/11/06
FM (TST1867)	FM 4470/4474	3024805	11/20/06
FM (TST1867)	FM 4470/4474	3032388	10/30/08
FM (TST1867)	FM 4470/4474	3032695	10/30/08
FM (TST1867)	FM 4470/4474	3032943	11/06/08
FM (TST1867)	FM 4470/4474	3032811	12/11/08
FM (TST1867)	FM 4470/4474	3033719	01/16/09
FM (TST1867)	FM 4470/4474	3035864	06/03/09
FM (TST1867)	FM 4470/4474	3032172	06/12/09
FM (TST1867)	FM 4470/4474	3035140	08/10/09
FM (TST1867)	FM 4470/4474	3036225	08/10/09
FM (TST1867)	FM 4470 (s/s)	3036980	08/14/09
FM (TST1867)	FM 4470/4474	3034978	09/17/09
FM (TST1867)	FM 4470/4474	797-05447-267	04/13/10
FM (TST1867)	FM 4470/4474	797-05487-267	05/12/10
FM (TST1867)	FM 4470/4474	797-05550-267	05/25/10
FM (TST1867)	FM 4470/4474	797-05538-267	05/25/10
FM (TST1867)	FM 4470/4474	797-05594-267	06/01/10
FM (TST1867)	FM 4470/4474	797-05695-267	07/15/10
FM (TST1867)	FM 4470/4474	797-05683-267	07/21/10
FM (TST1867)	FM 4470/4474	797-05687-267	07/21/10
FM (TST1867)	FM 4470/4474	3038128	07/26/10
FM (TST1867)	FM 4470/4474	797-05748-267	08/10/10
FM (TST1867)	FM 4470/4474	3040738	11/16/10
FM (TST1867)	FM 4470/4474	3040738	11/16/10
FM (TST1867)	FM 4470/4474	3036960	11/30/10
FM (TST1867)	FM 4470/4474	797-06129-267	01/13/11
FM (TST1867)	FM 4470/4474	797-06177-267	03/16/11
FM (TST1867)	FM 4470/4474	3041535	06/08/11
FM (TST1867)	FM 4470/4474	797-06540-267	06/21/11
FM (TST1867)	FM 4470/4474	797-06800-267	09/29/11
FM (TST1867)	FM 4470	3042887	11/14/11
FM (TST1867)	FM 4470/4474	797-07038-267	01/10/12
FM (TST1867)	FM 4470/4474	797-07073-267	01/19/12
FM (TST1867)	FM 4470/4474	3044688	03/01/12
FM (TST1867)	FM 4470/4474	797-07198-267	03/01/12
FM (TST1867)	FM 4470/4474	3044688 (Re-Issue)	03/16/12
FM (TST1867)	FM 4470/4474	3044541	04/04/12
FM (TST1867)	FM 4470/4474	3044862	05/11/12
FM (TST1867)	FM 4470/4474	3043900	08/16/12

Entity	Examination	Reference	Date
PRI (TST5878)	TAS 114	GAF-559-02-19	04/17/15
PRI (TST5878)	TAS 114	GAF-746-02-05	12/15/16
PRI (TST5878)	TAS 114	GAF-746-02-06	12/15/16
PRI (TST5878)	TAS 114	GAF-755-02-01	02/02/17
PRI (TST5878)	TAS 114	GAF-755-02-02	02/02/17
PRI (TST5878)	TAS 114	GAF-755-02-03	02/02/17
PRI (TST5878)	TAS 114	GAF-755-02-04	02/02/17
PRI (TST5878)	TAS 114	GAF-747-02-04	09/13/18
PRI (TST5878)	TAS 114	GAF-747-02-05	09/13/18
PRI (TST5878)	Criticality	GAF-743-02-01	09/14/18
PRI (TST5878)	Criticality	GAF-743-02-02	09/14/18
PRI (TST5878)	TAS 114	GAF-743-02-03	09/21/18
PRI (TST5878)	TAS 114	GAF-743-02-04	09/21/18
PRI (TST5878)	TAS 114	GAF-743-02-05	09/21/18
PRI (TST5878)	TAS 114	GAF-743-02-06	09/21/18
PRI (TST5878)	TAS 114	GAF-743-02-08	09/21/18
PRI (TST5878)	TAS 114	GAF-765-02-02	09/21/18
PRI (TST5878)	TAS 114	GAF-901-02-01	02/27/19
PRI (TST5878)	TAS 114	GAF-901-02-02	02/27/19
PRI (TST5878)	TAS 114	GAF-903-02-01	08/15/19
PRI (TST5878)	Criticality	376T0006-1	09/06/19
PRI (TST5878)	Criticality	376T0006-3	09/06/19
PRI (TST5878)	TAS 114	376T0042	12/20/19
PRI (TST5878)	TAS 114	376T0064	04/02/20
PRI (TST5878)	TAS 114	376T0063	04/02/20
PRI (TST5878)	Criticality	376T0148	05/19/21
PRI (TST5878)	TAS 114	376T0151	05/26/21
PRI (TST5878)	TAS 114	376T0179	10/13/21
PRI (TST5878)	TAS 114	376T0219	11/02/21
PRI (TST5878)	TAS 114	376T0469	02/13/24
PRI (TST5878)	Criticality	376T0497.3-1	06/26/24
PRI (TST5878)	Criticality	376T0536	07/24/24
PRI (TST5878)	Criticality	376T0559	09/12/24
PRI (TST5878)	Criticality	376T0561	09/12/24
PRI (TST5878)	Criticality	376T0563	09/12/24
PRI (TST5878)	Criticality	376T0562	10/14/24
PRI (TST5878)	FM 4474	376T0488.1	02/13/24
PRI (TST5878)	Criticality	376T0497.1	10/28/24
PRI (TST5878)	Criticality	376T0497.2	10/28/24
PRI (TST5878)	TAS 114C	376T0595	01/14/25
PRI (TST5878)	TAS 114J	376T0630.2	06/30/25
PRI (TST5878)	TAS 114C	376T0631	07/16/25
PRI (TST5878)	Criticality	376T0646	08/07/25
PRI (TST5878)	TAS 114/FM 4474	376T0685.2	12/17/25
PRI (TST5878)	Criticality	376T0671	01/08/26
PRI (TST5878)	Criticality	376T0673.2	02/25/26
NEMO	Traceability	SPE	02/09/26
UL (QUA9625)	QA (various)	Service confirmation	08/18/25
UL (QUA9625)	QA	Florida BCIS	Current

2025 FBC HVHZ

4. PRODUCT DESCRIPTION:

This PEER covers **Ruberoid® Modified Bitumen Roof Systems** installed in accordance with **GAF** published installation instructions and the Limitations of Use herein.

TABLE 1: EVALUATED MEMBRANES

TYPE	PRODUCT	MATERIAL STANDARD			PLANT(S)
		REFERENCE	TYPE	GRADE	
BASE SHEETS AND BASE PLYS:	GAFGLAS® #75 Base Sheet	ASTM D4601	II	N/A	AL, CA-F, GA-S
	Tri-Ply® #75 Base Sheet				AL, CA-F, GA-S
	GAFGLAS® #80 Ultima™ Base Sheet				AL, GA-S
	GAFGLAS® Stratavent® Nailable Venting Base Sheet	ASTM D4897	II	N/A	AL, GA-S
VENTING BASE PLYS:	GAFGLAS® Stratavent® Perforated Venting Base Sheet	ASTM D4897	II	N/A	AL, CA-F, GA-S
PLY:	GAFGLAS® Ply 4	ASTM D2178	IV	N/A	AL, CA-F, GA-S
	Tri-Ply® Ply 4 Ply Sheet				AL, CA-F, GA-S
	GAFGLAS® Ply 4 M				AL
	GAFGLAS® FlexPly™ 6	ASTM D2178	VI	N/A	AL, GA-S
	GAFGLAS® FlexPly™ 6 M				AL
	Liberty™ SBS Self-Adhering Base/Ply Sheet	ASTM D4601	II	N/A	GA-S, IN
APP, SMOOTH-SURFACE MEMBRANES:	Ruberoid® Torch Smooth	ASTM D6222	I	S	CA-S, GA-S, IN
	Tri-Ply® APP Smooth Membrane				CA-S, GA-S, IN
	Tri-Ply® APP Smooth NB				ITA
APP, GRANULE SURFACED MEMBRANES:	Ruberoid® Torch Granule	ASTM D6222	I	G	CA-S, GA-S, IN
	Tri-Ply® APP Granule Membrane				CA-S, GA-S, IN
	Ruberoid® Torch Plus Granule FR				GA-S
	Ruberoid® EnergyCap™ Torch Granule FR				CA-S
	Ruberoid® EnergyCap™ Torch Plus Granule FR	ASTM D6222	II	G	CA-S
SBS, SMOOTH-SURFACE MEMBRANES:	Ruberoid® 20 Smooth	ASTM D6163	I	S	AR
	Ruberoid® HW 20 Smooth				AR
	Ruberoid® HW 25 Smooth				GA-S
	Ruberoid® HW 30 Smooth				AR
	Ruberoid® HW Smooth	ASTM D6164	I	S	GA-S
	Ruberoid® Mop Smooth				GA-S
	Ruberoid® Mop Smooth 1.5				GA-S
	Ruberoid® Mop Plus Smooth				GA-S
SBS, GRANULE-SURFACE MEMBRANES:	Ruberoid® 30 Granule FR	ASTM D6163	I	G	AR, CA-S, GA-S
	Ruberoid® EnergyCap™ 30 Granule FR				AR, CA-S, GA-S
	Ruberoid® EnergyCap HW 30 Granule FR				AR
	Liberty™ SBS Self-Adhering Cap Sheet	ASTM D6164	I	G	AR, GA-S
	Ruberoid® Mop Granule				CA-S, GA-S
	Ruberoid® Mop Granule FR				GA-S
	Intec Flex PRF				GA-S
	Tri-Ply® SBS Granule Cap Sheet				GA-S
	Ruberoid® HW Granule				GA-S
	Ruberoid® HW Granule FR				GA-S
	Ruberoid® Mop Plus Granule FR	ASTM D6164	II	G	AR, GA-S
	Ruberoid® EnergyCap™ Mop Plus Granule FR				AR, CA-S
	Ruberoid® HW Plus Granule				GA-S
	Ruberoid® HW Plus Granule FR				AR, GA-S
	Ruberoid® EnergyCap™ HW Plus Granule FR				AR, CA-S
SBS, FOIL-SURFACE MEMBRANES:	Ruberoid® UltraClad SBS Membrane	ASTM D6298	N/A	N/A	AR
VAPOR BARRIER MEMBRANES:	GAF SA Vapor Retarder XL and XL40	N/A			IN

FBC HVHZ

5. LIMITATIONS:

5.1 This is a building code evaluation. Neither NEMO ETC, LLC nor Robert Nieminen, P.E. are, in any way, the Designer of Record for any project on which this PEER, or previous versions thereof, is/was used for permitting or design guidance. PEERs are not to be construed as representing any attributes not specifically listed, nor are PEERs to be construed as an endorsement of the subject, or a recommendation for its use. There is no warranty by NEMO ETC, LLC or Robert Nieminen, P.E., express or implied, as to any finding or other matter in this PEER, or as to any product covered by the PEER.

5.2 This PEER is exclusively for use in High Velocity Hurricane Zone jurisdictions, as defined in FBC Chapter 2 (Broward and Miami-Dade Counties).

5.3 The evaluation herein pertains to above-deck roof components; deck-attachment details pertain to 'as-tested' conditions under Testing Application Standard **TAS 114, Appendix J**. Roof decks shall be in accordance with **FBC HVHZ** requirements to the satisfaction of the Authority Having Jurisdiction.

5.4 This PEER does not include evaluation of fire classification. Refer to **FBC HVHZ 1516** for requirements and limitations regarding roof assembly fire classification. Refer to **FBC 2603** for requirements and limitations concerning the use of foam plastic insulation.

5.5 This PEER does not include evaluation of roof edge termination. Refer to Roofing Application Standard **RAS 111** for requirements and limitations regarding edge securement for low-slope roofs.

5.6 Refer to **FBC HVHZ 1521** for requirements and limitations regarding recover installations.

5.6.1 For mechanically attached components over existing roof decks, fasteners shall be tested in the existing deck for withdrawal resistance. A qualified design professional shall review the data for comparison to the minimum requirements for the system. Testing shall be in accordance with Testing Application Standard **TAS 105**.

5.6.2 For bonded insulation or membrane over existing substrates in a re-roof (tear off) or recover installation, the existing deck or existing roof surface shall be examined for compatibility with the adhesive to be installed. If any surface conditions exist that bring system performance into question, field uplift testing in accordance with Testing Application Standard **TAS 124** shall be conducted on mock-ups of the proposed new roof assembly.

5.6.3 For bonded insulation or membrane over existing substrates in a recover installation, the existing roof system shall be capable of resisting project design pressures on its own merit to the satisfaction of the Authority Having Jurisdiction, as documented through field uplift testing in accordance with Testing Application Standard **TAS 124**.

5.7 Refer to Appendix 1 for system attachment requirements for wind load resistance.

5.7.1 "MDP" = Maximum Design Pressure is the result of testing for wind load resistance based on allowable wind loads, and reflects the ultimate passing pressure divided by 2 (the 2 to 1 margin of safety per Testing Application Standard **TAS 114** has already been applied). Refer to **FBC HVHZ 1620** and Roofing Application Standard **RAS 128** for determination of design wind loads.

5.7.2 For mechanically attached components, the maximum design pressure for the selected assembly shall meet or exceed at least the Zone 1 PRIME design pressure determined in accordance with **FBC HVHZ 1620** or Roofing Application Standard **RAS 128**. Elevated pressure zones shall employ an attachment density designed by a qualified design professional to resist the elevated pressure criteria. Analysis shall be in accordance with Roofing Application Standard **RAS 117** or **RAS 137**. ***This extrapolation is not permitted for systems marked with an asterisk****.

5.7.3 For tables and/or assemblies marked with an asterisk*, the maximum design pressure (MDP) limitation shall be applicable to all roof pressure zones. Rational analysis is not permitted.

5.8 All components in the roof assembly shall have quality assurance audit in accordance with **F.A.C.** Rule 61G20-3. Refer to the Product Approval of the component manufacturer for components listed in Appendix 1 that are produced by a Product Manufacturer other than the report holder on Page 1 of this PEER.

2023 FBC HVHZ

6. INSTALLATION:

Ruberoid® Modified Bitumen Roof Systems shall be installed in accordance with GAF published installation instructions, subject to the Limitations of Use noted herein.

7. BUILDING PERMIT REQUIREMENTS:

As required by the Building Official or Authority Having Jurisdiction to properly evaluate the installation of this product.

8. MANUFACTURING PLANTS:

Contact the named QA entity for manufacturing facilities covered by **F.A.C. Rule 61G20-3** QA requirements. Refer to Section 4 herein for products and production locations having met codified material standards.

9. QUALITY ASSURANCE ENTITY:

UL, LLC – QUA9625: (360) 817-5512; bsai.inspections@ul.com

- THE 104-PAGES THAT FOLLOW FORM PART OF THIS PEER -

2023 FBC HVHZ

Appendix 1: Attachment Requirements for Wind Uplift Resistance

Table	Deck	Application	Type	Description	Page
1A	Wood	New, Reroof (Tear-Off), Recover	B-1	Mechanically Attached Base Insulation, Bonded Top Insulation, Bonded Roof Cover	11
1B	Wood	New, Reroof (Tear-Off)	B-3	Mechanically Attached Anchor Sheet, Bonded Insulation, Bonded Roof Cover	11
1C	Wood	New, Reroof (Tear-Off), Recover	B-3	Mechanically Attached Anchor Sheet, Bonded Insulation, Bonded Roof Cover	14
1D	Wood	New, Reroof (Tear-Off), Recover	C-1	Mechanically Attached Insulation, Bonded Roof Cover	18
1E	Wood	New, Reroof (Tear-Off), Recover	D-2	Insulated, Mechanically Attached Base Sheet, Bonded Roof Cover	19
1F	Wood	New, Reroof (Tear-Off)	E-2	Non-Insulated, Mechanically Attached Base Sheet, Bonded Roof Cover	20
1G	Wood	New, Reroof (Tear-Off), Recover	E-2	Non-Insulated, Mechanically Attached Base Sheet, Bonded Roof Cover	21
2A	Steel	New, Reroof (Tear-Off)	A-1	Bonded Insulation, Bonded Roof Cover	23
2B	Steel or Structural concrete	New, Reroof (Tear-Off), Recover	B-1	Mechanically Attached Base Insulation, Bonded Top Insulation, Bonded Roof Cover	23
2C	Steel	New, Reroof (Tear-Off), Recover	B-2	Mechanically Attached Thermal Barrier, Bonded Vapor Barrier, Bonded Insulation, Bonded Roof Cover	34
2D	Steel or Structural concrete	New, Reroof (Tear-Off), Recover	C-1	Mechanically Attached Insulation, Bonded Roof Cover	37
2E	Steel or Structural concrete	New, Reroof (Tear-Off), Recover	C-3	Bonded and Mechanically Attached Insulation, Bonded Roof Cover	47
2F	Steel or Structural concrete	New, Reroof (Tear-Off), Recover	D-2	Insulated, Mechanically Attached Base Sheet, Bonded Roof Cover	48
3A	Structural concrete	New, Reroof (Tear-Off)	A-1	Bonded Insulation, Bonded Roof Cover (Base Insulation Layer Only)	52
3B	Structural concrete	New, Reroof (Tear-Off)	A-1	Bonded Insulation, Bonded Roof Cover (Base and Top Insulation Layers)	54
3C	Structural concrete	New, Reroof (Tear-Off)	F	Non-Insulated, Bonded Roof Cover	62
4A	Deck with Lightweight Concrete	New, Reroof (Tear-Off)	A-1	LWC to Deck, Bonded Insulation, Bonded Roof Cover	64
4B	Deck with Lightweight Concrete	New, Reroof (Tear-Off)	B-3	LWC to Deck, Mechanically Attached Anchor Sheet, Bonded Insulation, Bonded Roof Cover	65
4C	Deck with Lightweight Concrete	New, Reroof (Tear-Off)	E-2	LWC to Deck, Non-Insulated, Mechanically Attached Base Sheet, Bonded Roof Cover	67
4D	Deck with Lightweight Concrete	New, Reroof (Tear-Off)	E-2	Thermal Barrier to Deck, Vapor Barrier, LWC to Vapor Barrier, Mechanically Attached Base Sheet, Bonded Roof Cover	72
4E	Deck with Lightweight Concrete	New, Reroof (Tear-Off)	F	LWC to Steel Deck, Non-Insulated, Bonded Roof Cover	73
4F	Deck with Lightweight Concrete	New, Reroof (Tear-Off)	F	LWC to Concrete Deck, Non-Insulated, Bonded Roof Cover	73
5A	Cementitious wood fiber	New, Reroof (Tear-Off)	A-1	Bonded Insulation, Bonded Roof Cover	74
5B	Cementitious wood fiber	New, Reroof (Tear-Off)	B-3	Mechanically Attached Anchor Sheet, Bonded Insulation, Bonded Roof Cover	75
5C	Cementitious wood fiber	New, Reroof (Tear-Off)	E-2	Non-Insulated, Mechanically Attached Base Sheet, Bonded Roof Cover	76
6A	Existing gypsum	Reroof (Tear-Off)	A-1	Bonded Insulation, Bonded Roof Cover	77
6B	Existing gypsum	Reroof (Tear-Off)	B-3	Mechanically Attached Anchor Sheet, Bonded Insulation, Bonded Roof Cover	77
6C	Existing gypsum	Reroof (Tear-Off)	E-2	Non-Insulated, Mechanically Attached Base Sheet, Bonded Roof Cover	78
7A	Various	Recover	A-1	Bonded Insulation, Bonded Roof Cover (Base Insulation Layer Only)	79
7B	Various	Recover	A-1	Bonded Insulation, Bonded Roof Cover (Base and Top Insulation Layers)	87

2023 FBC HVHZ

The following notes apply to the systems outlined herein:

1 The roof system evaluation herein pertains to above-deck roof components. Roof decks and structural members shall be in accordance with FBC HVHZ requirements to the satisfaction of the Authority Having Jurisdiction. Deck-attachment details pertain to 'as-tested' conditions under Testing Application Standard TAS 114, Appendix J.

2 Unless otherwise noted, fasteners and stress plates shall be as follows. Recessed plates are not for use with cement-based or gypsum-based hardboard coverboards. Fasteners shall be of sufficient length for the following engagements:

FASTENER/PLATE OPTIONS				
		PARTS		
DECK TYPE	BY	LOOSE PARTS	PRE-ASSEMBLED PARTS	MINIMUM ENGAGEMENT
Wood	GAF	Drill-Tec #12 Fastener, Drill-Tec #12 DP Fastener, Drill-Tec #12 DPH Fastener, Drill-Tec #14 Fastener or Drill-Tec #14 HD Fastener with Drill-Tec 3" Standard Steel Plate, Drill-Tec 3" Steel Plate, Drill-Tec AccuTrac Flat Plate, Drill-Tec AccuTrac Recessed Plate (insulation only), Drill-Tec 3" Flat Steel Plate or Drill-Tec 3" Recessed Steel Plate	Drill-Tec 3" ASAP Flat, Drill-Tec 3" ASAP Recessed, Drill-Tec ASAP 3S or Drill-Tec Heavy Duty ASAP Roofing Fastener Assembled with a 3" Metal Plate	Minimum ¾-inch plywood penetration or minimum 1-inch wood plank embedment
Steel	GAF	Drill-Tec #12 Fastener, Drill-Tec #12 DP Fastener, Drill-Tec #12 DPH Fastener, Drill-Tec #14 Fastener, Drill-Tec #14 HD Fastener, Drill-Tec XHD Fastener or Drill-Tec #15 EHD Fastener with Drill-Tec 3" Standard Steel Plate, Drill-Tec 3" Steel Plate, Drill-Tec AccuTrac Flat Plate, Drill-Tec AccuTrac Recessed Plate (insulation only), Drill-Tec 3" Flat Steel Plate or Drill-Tec 3" Recessed Steel Plate	Drill-Tec 3" ASAP Flat, Drill-Tec 3" ASAP Recessed, Drill-Tec ASAP 3S, Drill-Tec Heavy Duty ASAP Roofing Fastener Assembled with a 3" Metal Plate or Drill-Tec Extra Heavy Duty ASAP Roofing Fastener – Insulation	Minimum ¾-inch steel penetration and engage the top flute of the steel deck
	Note:	Unless otherwise noted, Drill-Tec #12 DF Fastener or Drill-Tec #14 DF Fastener with Drill-Tec 3" DF Steel Insulation Plate may be used in place of Drill-Tec #12 Fastener or Drill-Tec #14 Fastener with Drill-Tec 3" Standard Steel Plate when used to secure DensDeck Prime, SECUROCK Gypsum-Fiber Roof Board or SECUROCK Ultralight Coated Glass-Mat Roof Board to steel deck, up to a maximum allowable design pressure (MDP) of -120.0 psf.		
	Note:	Unless otherwise noted, Drill-Tec #12 DF Fastener or Drill-Tec #14 DF Fastener with Drill-Tec 3" DF Steel Insulation Plate may be used in place of Drill-Tec #12 Fastener or Drill-Tec #14 Fastener with Drill-Tec 3" Standard Steel Plate when used to secure min. 0.5-inch thick Structodek High Density Fiberboard Roof Insulation, EnergyGuard HD Polyiso Insulation or EnergyGuard HD Plus Polyiso Insulation or min. 1.5-inch EnergyGuard POLYISO INSULATION or EnergyGuard Ultra Polyiso Insulation to steel deck.		
Structural Concrete	GAF	Drill-Tec #14 Fastener, Drill-Tec #14 HD Fastener or Drill-Tec CD-10 with Drill-Tec 3" Standard Steel Plate, Drill-Tec 3" Steel Plate, Drill-Tec AccuTrac Flat Plate, Drill-Tec AccuTrac Recessed Plate (insulation only), Drill-Tec 3" Flat Steel Plate or Drill-Tec 3" Recessed Steel Plate	Drill-Tec 3" ASAP Flat (#14 only) or Drill-Tec Heavy Duty ASAP Roofing Fastener Assembled with a 3" Metal Plate	Minimum 1.25-inch embedment. Fasteners installed with a pilot hole in accordance with the fastener manufacturer's published installation instructions
	Note:	Unless otherwise noted, Drill-Tec #14 DF Fastener with Drill-Tec 3" DF Steel Insulation Plate may be used in place of Drill-Tec #14 Fastener with Drill-Tec 3" Standard Steel Plate when used to secure min. DensDeck Prime, SECUROCK Gypsum-Fiber Roof Board or SECUROCK Ultralight Coated Glass-Mat Roof Board to structural concrete deck, up to a maximum allowable design pressure (MDP) of -120.0 psf.		
	Note:	Unless otherwise noted, Drill-Tec #14 DF Fastener with Drill-Tec 3" DF Steel Insulation Plate may be used in place of Drill-Tec #14 Fastener with Drill-Tec 3" Standard Steel Plate when used to secure min. 0.5-inch thick Structodek High Density Fiberboard Roof Insulation, EnergyGuard HD Polyiso Insulation or EnergyGuard HD Plus Polyiso Insulation or min. 1.5-inch EnergyGuard POLYISO INSULATION or EnergyGuard Ultra Polyiso Insulation to structural concrete deck.		

3 Unless otherwise noted, insulation may be any one layer or combination of FBC Approved (Local or Statewide) board(s) that meet FBC HVHZ 1516 and, for foam plastic, FBC Chapter 26, when installed with the roof cover.

4 Minimum 200 psi, minimum 2-inch thick FBC HVHZ Approved lightweight insulating concrete may be substituted for or installed below, rigid insulation board for System Types B-1, C-1, C-2, D-1 or D-2, whereby fasteners are installed through the lightweight insulating concrete to engage the structural deck. The structural deck shall be of equal or greater type, thickness and strength to the steel and structural concrete deck listings. Roof decks and structural members shall be in accordance with FBC requirements to the satisfaction of the Authority Having Jurisdiction. This is a wind uplift resistance allowance and does not purport to address non-wind-uplift-related issues, such as deck venting or moisture levels within the LWIC and the potential effect on overlying components. If mechanical attachment to the structural deck through lightweight insulating concrete is proposed, field withdrawal resistance testing shall be performed to confirm equivalent or determine enhanced fastening patterns and density. All testing and fastening design shall be in compliance with Testing Application Standard TAS 105 and Roofing Application Standard RAS 117 and/or RAS 137. Calculations shall be prepared, signed and sealed by a qualified design professional.

5 Preliminary insulation attachment: Unless otherwise noted, use FBC HVHZ Approved roofing fasteners and plates minimum four fasteners per 4 x 8 ft board or minimum two fasteners per 4 x 4 ft board.

2023 FBC HVHZ

6 Unless otherwise noted, insulation adhesive application rates are as follows.

- Ribbon or bead width is at the time of application; the ribbons/beads shall expand as noted in the manufacturer's published instructions.
- If applying hot asphalt to concrete deck, deck shall be primed with ASTM D41 primer.
- When multiple layers(s) of insulation and/or coverboard are installed in ribbon-applied adhesive, board joints shall be staggered.
- The maximum edge distance from the adhesive ribbon to the edge of the insulation board shall be not less than one-half the specified ribbons spacing.

Insulation Adhesive References				
By	Adhesive	Reference	FBC File or NOA	Minimum Rate
GAF	GAF LRF Adhesive M	'LRF-M'	23-0802.14	Continuous 0.75 to 1-inch ribbons, 12-inch o.c.
	GAF LRF Adhesive M Canister	'LRF-M Canister'	N/A	Continuous 1 to 1.5-inch ribbons, 12-inch o.c.
	GAF LRF Adhesive XF	'LRF-XF'	N/A	Continuous 0.75 to 1-inch ribbons, 12-inch o.c. *(QA by FM Approvals)*
H.B. Fuller Company	Millennium One Step Foamable Adhesive	'M-OSFA'	25-0417.03	Continuous 0.25 to 0.5-inch wide ribbons, 12-inch o.c.
OMG, Inc.	OlyBond 500 Adhesive Fastener	'OB500'	24-0422.18	Continuous 0.75-inch wide ribbons, 12-inch o.c. (PaceCart, SpotShot or Canister)
Generic, ASTM D312, Type IV	hot asphalt	N/A	N/A	Full coverage at 25-30 lbs/square

7 Unless otherwise noted, all insulations are flat-stock or taper board of the minimum thickness noted. Tapered polyisocyanurate at the following thickness limitations may be substituted with the following Maximum Design Pressure (MDP) limitations. In no case shall these values be used to 'increase' the MDP listings in the tables; rather if MDP listing below meets or exceeds that listed for a particular system in the tables, then the thinner board listed below may be used as a drop-in for the equivalent thicker material listed in the table.

MDP Limitations for Tapered Polyisocyanurate Insulations				
Adhesive	Insulation		Min. Tapered Thickness (in)	MDP (psf)
	Listed Product	FBC File or NOA		
LRF-M	EnergyGuard Polyiso Insulation, EnergyGuard Ultra Polyiso Insulation	24-1114.02	0.5	-232.5
LRF-XF	EnergyGuard Polyiso Insulation, EnergyGuard Ultra Polyiso Insulation	24-1114.02	0.5	-292.5
LRF-XF	EnergyGuard RA	25-0123.02	0.5	-487.5
M-OSFA	Any EnergyGuard polyisocyanurate listed with adhesive herein	various	0.5	-157.5
OB500	EnergyGuard Polyiso Insulation, EnergyGuard Ultra Polyiso Insulation	24-1114.02	0.5	-292.5
OB500	EnergyGuard RA	25-0123.02	0.5	-487.5
Hot asphalt	Any EnergyGuard polyisocyanurate listed with adhesive herein	Various	0.5	-240.0

8 Bonded polyisocyanurate insulation boards shall be maximum 4 x 4 ft.

9 For mechanically attached components, the maximum design pressure for the selected assembly shall meet or exceed at least the Zone 1 PRIME design pressure determined in accordance with FBC HVHZ 1620 or Roofing Application Standard RAS 128. Elevated pressure zones shall employ an attachment density designed by a qualified design professional to resist the elevated pressure criteria in accordance with Roofing Application Standard RAS 117 or RAS 137. *This extrapolation is not permitted for systems marked with an asterisk*

10 For tables and/or assemblies marked with an asterisk*, the maximum design pressure for the selected assembly shall meet or exceed critical design pressure determined in accordance with FBC Chapter 16. No rational analysis is permitted for these systems.

11 For mechanically attached components over existing decks, fasteners shall be tested in the existing deck for withdrawal resistance in accordance with Testing Application Standard TAS 105. A qualified design professional shall review the data for comparison to the minimum requirements for the system. Should the fastener resistance be less than that required, a revised fastener spacing – prepared, signed and sealed by a qualified design professional in accordance with Roofing Application Standard RAS 117 or RAS 137 – may be submitted to the Building Official for review and acceptance. For systems using Trufast Versa-Fast, the number of Versa-Fast Fasteners installed through the Versa-Fast Plate may be increased from the minimum noted in order to yield minimum required withdrawal resistance.

2023 FBC HVHZ

12 Refer to FBC HVHZ 1521 for requirements and limitations regarding recover installations. For bonded insulation or membrane over existing substrates in a re-roof (tear off) or recover installation, the existing deck or existing roof surface shall be examined for compatibility with the adhesive to be installed. If any surface conditions exist that bring system performance into question, field uplift testing shall be conducted on mock-ups of the proposed new roof assembly. For bonded insulation or membrane over existing substrates in a recover installation, the existing roof system shall be capable of resisting project design pressures on its own merit to the satisfaction of the Authority Having Jurisdiction, as documented through field uplift testing in accordance with Testing Application Standard TAS 124.

12A Reference to *"Existing gravel-surfaced asphaltic built-up roof, brushed / spudded and vacuumed to remove loose gravel"* in Table 7A is intended to convey an as-tested condition whereby any loose-gravel that does not remain embedded in the asphalt flood coat after brushing and/or spudding be removed. The gravel that remains embedded in the asphalt flood coat remains.

13 For Structural Concrete Deck or Recover Applications using System Type C-1 the base insulation layer is optional and for System Type C-2, D-1 or D-2, the insulation is optional. Alternatively, an FBC HVHZ Approved insulation board or coverboard may be used as a separation layer. Board products shall be preliminarily attached prior to roof cover installation **(Note 5)**. The separator component shall be documented as meeting FBC HVHZ 1516 and, for foam plastic, FBC Chapter 26, when installed with the roof cover in Recover applications.

14 Lightweight insulating concrete (LWIC) shall be cast in accordance with FBC Section 1917 to the satisfaction of the Authority Having Jurisdiction. For systems where specific LWIC is referenced, refer to current LWIC FBC HVHZ Product Approval for specific deck construction and limitations. Unless otherwise noted, for systems where specific LWIC is not referenced, the minimum design mix shall be 300 psi. In all cases, the minimum top-coat thickness is 2-inches. For LWIC over structural concrete, reference is made to FBC Section 1917.4.1, Point 1.

14A For "pre-existent" LWIC references, listings were established through testing over lightweight concrete cast using only foaming agent (ASTM C896), water and Portland cement (ASTM C150), with no proprietary additives, in accordance with procedures adopted by Miami-Dade BCCO (FBC CER1592). Use of these listings in new construction or re-roof (tear-off) applications is at the discretion of the Designer or Record and Authority Having Jurisdiction.

As a field QA measure of the pre-existent cellular lightweight concrete:

- Compressive strength testing shall be conducted in accordance with **ASTM C513** and shall yield an average result as per the system listing.
- Field withdrawal resistance testing in accordance with **Note 11** shall yield an average result as per the system listing.
- If question exists as to wind uplift performance of the pre-existent cellular lightweight concrete, or adhesion to the LWC surface, field uplift testing in accordance with **Note 12** is recommended.

All testing shall be performed by an accredited testing agency acceptable to the Authority Having Jurisdiction

2023 FBC

15 For bonded membrane applications, unless otherwise noted, refer to the following.

Membrane / Adhesive Combinations Roof Covers			
Reference	**Layer**	**Material**	**Application**
BP-LL	Venting Base Ply:	GAFGLAS Stratavent Perforated Venting Base Sheet	Loose-laid
BP-CA	Base Ply:	GAFGLAS #75 Base Sheet, Tri-Ply #75 Base Sheet	Matrix 102 SBS Membrane Adhesive at 1.5 gal/sq.
SBS-CA	Base Ply or Ply:	Ruberoid 20 Smooth, Ruberoid Mop Smooth or Ruberoid Mop Plus Smooth	
	Cap Ply:	Ruberoid 30 Granule FR, Ruberoid EnergyCap 30 Granule FR, Ruberoid Mop Granule FR, Ruberoid Mop Plus Granule FR, Ruberoid EnergyCap Mop Plus Granule FR	
SBS-CA1	Base Ply or Ply:	Ruberoid 20 Smooth, Ruberoid Mop Smooth, Ruberoid Mop Smooth 1.5 or Ruberoid Mop Plus Smooth	Matrix 101 Premium SBS Membrane Adhesive at 1.5 – 2.0 gal/square
	Cap Ply:	Ruberoid Mop Smooth 1.5, Ruberoid 30 Granule FR, Ruberoid EnergyCap 30 Granule FR, Ruberoid Mop Plus Granule FR, Ruberoid EnergyCap Mop Plus Granule FR	
SBS-CA2	Base Ply:	Ruberoid 20 Smooth	Matrix MC Adhesive at 1.5 – 2.0 gal/square
	Cap Ply	Ruberoid 30 Granule FR, Ruberoid Mop Plus Granule FR, Ruberoid EnergyCap Mop Plus Granule FR	
BP-AA	Base Ply:	GAFGLAS #75 Base Sheet, Tri-Ply #75 Base Sheet, GAFGLAS #80 Ultima Base Sheet	Hot asphalt at 25 lbs/square.
	Ply:	One or more plies GAFGLAS Ply 4, GAFGLAS Ply 4 M, Tri-Ply Ply 4 Ply Sheet, GAFGLAS FlexPly 6, GAFGLAS FlexPly 6 M	
SBS-AA	Base Ply or Ply:	One or two plies Ruberoid 20 Smooth, Ruberoid Mop Smooth, Ruberoid Mop Smooth 1.5, Ruberoid Mop Plus Smooth	
	Cap Ply:	Ruberoid 30 Granule FR, Ruberoid EnergyCap 30 Granule FR, Ruberoid Mop Smooth, Ruberoid Mop Smooth 1.5, Ruberoid Mop Plus Smooth, Ruberoid Mop Granule FR, Ruberoid Mop Granule, Tri-Ply SBS Granule Cap Sheet, Intec Flex PRF, Ruberoid Mop Plus Granule FR, Ruberoid EnergyCap Mop Plus Granule FR	
SBS-TA	Base Ply or Ply:	One or two plies Ruberoid HW 20 Smooth, Ruberoid HW 25 Smooth, Ruberoid HW 30 Smooth or Ruberoid HW Smooth	Torch-applied
	Cap Ply:	Ruberoid HW 20 Smooth, Ruberoid HW 25 Smooth, Ruberoid HW 30 Smooth, Ruberoid HW Smooth, Ruberoid EnergyCap HW 30 Granule FR, Ruberoid HW Granule, Ruberoid HW Granule FR, Ruberoid HW Plus Granule, Ruberoid HW Plus Granule FR, Ruberoid EnergyCap HW Plus Granule FR	
APP-TA	Base Ply or Ply:	One or two plies Ruberoid Torch Smooth, Tri-Ply APP Smooth Membrane	Torch-applied
	Cap Ply:	Ruberoid Torch Granule, Tri-Ply APP Granule Membrane, Ruberoid Torch Plus Granule FR, Ruberoid EnergyCap Torch Granule FR, Ruberoid EnergyCap Torch Plus Granule FR	
SBS-SA	Base Ply or Ply:	Liberty SBS Self-Adhering Base/Ply Sheet	Self-adhering
	Cap Ply	Liberty SBS Self-Adhering Cap Sheet	

Note: Systems with a smooth-surfaced cap ply shall be surfaced in accordance with GAF requirements, meeting the fire resistance requirements of FBC Section 1516, and in accordance with FBC Section 1519.12.

Membrane / Adhesive Combinations Vapor Barriers		
Reference	**Material**	**Application**
VB-APP-TA (smooth)	Ruberoid Torch Smooth	Torch-applied
VB-APP-TA (granule)	Ruberoid Torch Granule	Torch-applied
VB-BP1-AA	One or more GAFGLAS #75 Base Sheet, Tri-Ply #75 Base Sheet, GAFGLAS #80 Ultima Base Sheet	Hot asphalt at 25 lbs/square.
VB-BP2-AA	One or two plies, GAFGLAS Ply 4, GAFGLAS Ply 4 M, Tri-Ply Ply 4 Ply Sheet, GAFGLAS FlexPly 6 or GAFGLAS FlexPly 6 M	Hot asphalt at 25 lbs/square.
VB-SBS-AA	Ruberoid 20 Smooth, Ruberoid Mop Smooth, Ruberoid Mop Smooth 1.5, Ruberoid Mop Plus Smooth or Ruberoid Mop Granule	Hot asphalt at 25 lbs/square.
VB-SBS-CA	Ruberoid 20 Smooth, Ruberoid Mop Smooth, Ruberoid Mop Smooth 1.5, Ruberoid Mop Plus Smooth or Ruberoid Mop Granule	Matrix 102 SBS Membrane Adhesive at 1.5 gal/sq.
VB-SBS-SA	Liberty SBS Self-Adhering Cap Sheet	Self-adhering
VB-SBS-TA	Ruberoid HW 20 Smooth, Ruberoid HW 25 Smooth, Ruberoid HW 30 Smooth, Ruberoid HW Smooth, Ruberoid HW Granule or Ruberoid HW Plus Granule	Torch-applied

2023 FBC HVHZ

16 **Thermal Barrier and/or Vapor Barrier Options:**

16A Structural Concrete Decks: The lesser of the MDP listings below vs. that for the selected assembly applies.

Structural Concrete Deck: Vapor Barrier followed by Adhered Insulation					
Option #	Primer	Vapor Barrier (Note 15)		Insulation Adhesive per Table 3A	MDP (psf)
		Type	Application		
C-VB-1.	Matrix 307 Premium Asphalt Primer or ASTM D41 primer	VB-APP-TA (granule)	Torch-applied	Hot asphalt	-225.0
C-VB-2.	Matrix 307 Premium Asphalt Primer or ASTM D41 primer	VB-BP1-AA	Hot asphalt applied	Hot asphalt	-360.0
C-VB-3.	Matrix 307 Premium Asphalt Primer or ASTM D41 primer	VB-BP2-AA or VB-SBS-AA	Hot asphalt applied	Hot asphalt	-495.0
C-VB-4.	None	GAF SA Vapor Retarder XL	Self-adhering	LRF-M, 12-inch o.c.	-180.0
C-VB-5.	Matrix 307 Premium Asphalt Primer or ASTM D41 primer	VB-APP-TA (granule), VB-SBS-AA, VB-SBS-CA, VB-SBS-SA or VB-SBS-TA	See Note 15	LRF-M, 12-inch o.c.	-180.0
C-VB-6.	GAF SA Primer	GAF SA Vapor Retarder	Self-adhering	LRF-M, 12-inch o.c.	-202.5
C-VB-7.	Matrix 307 Premium Asphalt Primer or ASTM D41 primer	VB-BP1-AA, VB-BP2-AA or VB-SBS-AA	Hot asphalt applied	LRF-M, 12-inch o.c.	-495.0
C-VB-8.	Matrix 307 Premium Asphalt Primer or ASTM D41 primer	VB-APP-TA (granule)	Torch-applied	LRF-XF, 12-inch o.c.	-169.0
C-VB-9.	None	GAF SA Vapor Retarder XL	Self-adhering	LRF-XF 12-inch o.c.	-180.0
C-VB-10.	Matrix 307 Premium Asphalt Primer or ASTM D41 primer	VB-APP-TA (granule), VB-SBS-AA, VB-SBS-CA, VB-SBS-SA or VB-SBS-TA	See Note 15	LRF-XF, 12-inch o.c.	-180.0
C-VB-11.	GAF SA Primer	GAF SA Vapor Retarder	Self-adhering	LRF-XF, 12-inch o.c.	-202.5
C-VB-12.	Matrix 307 Premium Asphalt Primer or ASTM D41 primer	VB-SBS-SA	Self-adhering	LRF-XF, 12-inch o.c.	-250.0
C-VB-13.	Matrix 307 Premium Asphalt Primer or ASTM D41 primer	VB-BP1-AA, VB-BP2-AA or VB-SBS-AA	Hot asphalt applied	LRF-XF, 12-inch o.c.	-262.5
C-VB-14.	Matrix 307 Premium Asphalt Primer or ASTM D41 primer	Ruberoid 30	Hot asphalt applied	LRF-XF, 12-inch o.c.	-270.0
C-VB-15.	Matrix 307 Premium Asphalt Primer or ASTM D41 primer	VB-APP-TA (smooth)	Torch-applied	OB500, 12-inch o.c.	-165.0
C-VB-16.	None	GAF SA Vapor Retarder XL	Self-adhering	OB500, 12-inch o.c.	-180.0
C-VB-17.	Matrix 307 Premium Asphalt Primer or ASTM D41 primer	VB-SBS-AA, VB-SBS-CA, VB-SBS-SA or VB-SBS-TA	See Note 15	OB500, 12-inch o.c.	-180.0
C-VB-18.	Matrix 307 Premium Asphalt Primer or ASTM D41 primer	VB-SBS-SA	Self-adhering	OB500, 12-inch o.c.	-187.5
C-VB-19.	Matrix 307 Premium Asphalt Primer or ASTM D41 primer	Ruberoid 20 Smooth	Matrix 102 SBS Membrane Adhesive at 1.5 gal/square	OB500, 12-inch o.c.	-202.5
C-VB-20.	GAF SA Primer	GAF SA Vapor Retarder	Self-adhering	OB500, 12-inch o.c.	-202.5
C-VB-21.	Matrix 307 Premium Asphalt Primer or ASTM D41 primer	VB-APP-TA (granule)	Torch-applied	OB500, 12-inch o.c.	-225.0
C-VB-22.	Matrix 307 Premium Asphalt Primer or ASTM D41 primer	Ruberoid HW Smooth	Torch-applied	OB500, 12-inch o.c.	-232.5
C-VB-23.	Matrix 307 Premium Asphalt Primer or ASTM D41 primer	VB-BP1-AA, VB-BP2-AA or VB-SBS-AA	Hot asphalt applied	OB500, 12-inch o.c.	-352.5

2023 FBC HVHZ

16B Decks followed by Vapor Barrier followed by Lightweight Concrete (LWC): The lesser of the MDP listings below vs. that for the selected assembly from the Lightweight Concrete tables applies:

VAPOR BARRIER OPTIONS; STRUCTURAL CONCRETE DECK FOLLOWED BY CELLULAR LIGHTWEIGHT INSULATING CONCRETE					
OPTION #	PRIMER	VAPOR BARRIER		LIGHTWEIGHT CONCRETE PER TABLE 4A – 4F (Note 14)	MDP (PSF)
		TYPE	ATTACH		
LWC-VB-1.	Matrix 307 Premium Asphalt Primer or ASTM D41 primer	Base Ply (Optional): One or two plies Ruberoid HW 20 Smooth, Ruberoid HW 25 Smooth, Ruberoid HW 30 Smooth or Ruberoid HW Smooth Cap Ply: Ruberoid HW Granule, Ruberoid HW Granule FR, Ruberoid HW Plus Granule, Ruberoid HW Plus Granule FR	Torch-applied	Min. 200 psi Mearlcrete (NOA 24-0514.06)	-82.5
LWC-VB-2.	Matrix 307 Premium Asphalt Primer or ASTM D41 primer	Base Ply (Optional): One or two plies Ruberoid HW 20 Smooth, Ruberoid HW 25 Smooth, Ruberoid HW 30 Smooth or Ruberoid HW Smooth Cap Ply: Ruberoid HW Granule, Ruberoid HW Granule FR, Ruberoid HW Plus Granule, Ruberoid HW Plus Granule FR	Torch-applied	Min. 300 psi Celcore Cellular Concrete (NOA 24-0906.02)	-135.0
LWC-VB-3.	Matrix 307 Premium Asphalt Primer or ASTM D41 primer	Base Ply (Optional): One or two plies Ruberoid HW 20 Smooth, Ruberoid HW 25 Smooth, Ruberoid HW 30 Smooth or Ruberoid HW Smooth Cap Ply: Ruberoid HW Granule, Ruberoid HW Granule FR, Ruberoid HW Plus Granule, Ruberoid HW Plus Granule FR	Torch-applied	Min. 300 psi Elastizell (NOA 23-0817.05)	-302.5
LWC-VB-4.	Matrix 307 Premium Asphalt Primer or ASTM D41 primer	Ruberoid HW 20 Smooth, Ruberoid HW 25 Smooth, Ruberoid HW 30 Smooth or Ruberoid HW Smooth	Torch-applied	Min. 540 psi pre-existent cellular LWC (Note 14)	-358.0

16C For System Types B-1, B-2, C-1, C-2, D-1 or D-2, GAF SA Vapor Retarder or GAF SA Vapor Retarder XL may be installed atop the roof deck, or to a loose-laid thermal barrier of DensDeck, DensDeck Prime, DensDeck StormX Prime, DEXcell Glass Mat Roof Board, DEXcell FA Glass Mat Roof Board, SECUROCK Gypsum-Fiber Roof Board, SECUROCK Ultralight Coated Glass Mat Roof Board or SECUROCK Cement Roof Board, prior to installation of the insulation and roof cover. When adhering GAF SA Vapor Retarder to structural concrete, the substrate shall be primed with GAF SA Primer, EverGuard TPO Quick Spray Adhesive or EverGuard TPO Quick Spray Adhesive LV50. When adhering GAF SA Vapor Retarder to gypsum or cement boards, the substrate shall be primed with GAF SA Primer, EverGuard TPO Quick Spray Adhesive, EverGuard TPO Quick Spray Adhesive LV50 or Matrix 307 Premium Asphalt Primer. Refer to FM Loss Prevention Data Sheet 1-29 for design and installation limitations.

16D Fire barrier of VersaShield Solo™ Fire-Resistant Slip Sheet is optional in all assemblies when overlying components are mechanically fastened.

2023 FBC HVHZ

17 Unless otherwise noted, insulation or coverboard attachment patterns for Type B-1, Type B-2, Type C-1 and C-2 systems are as outlined below.

INSULATION ATTACHMENT PATTERNS – 4X4 FT BOARDS		
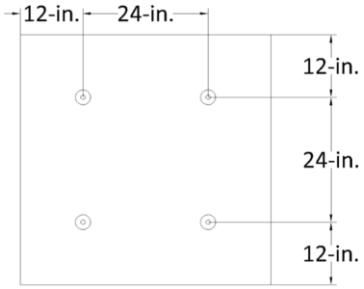 **1 per 4.0 ft² (4 per board)**	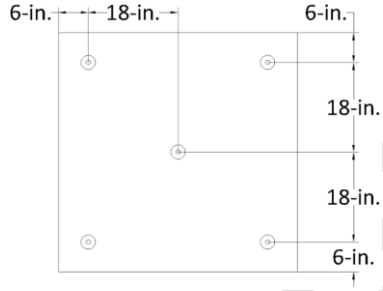 **1 per 3.2 ft² (5 per board)**	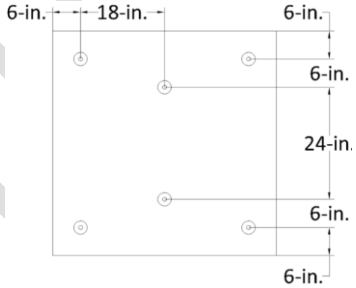 **1 per 2.7 ft² (6 per board)**
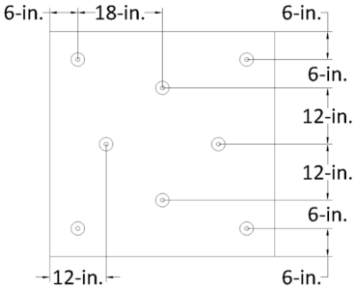 **1 per 2.0 ft² (8 per board)**	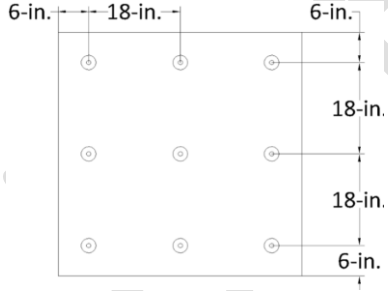 **1 per 1.8 ft² (9 per board)**	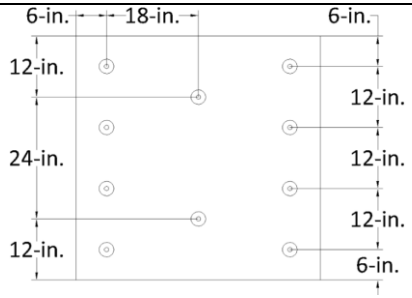 **1 per 1.6 ft² (10 per board)**
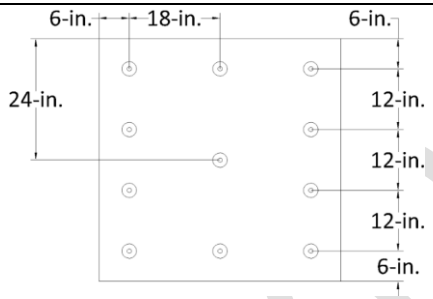 **1 per 1.45 ft² (11 per board)**	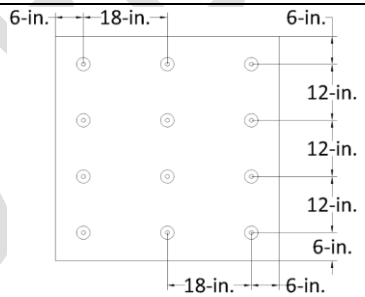 **1 per 1.3 ft² (12 per board)**	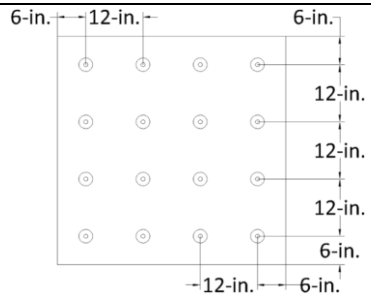 **1 per 1.0 ft² (16 per board)**

2023 FBC HVHZ

INSULATION ATTACHMENT PATTERNS – 4x8 FT BOARDS

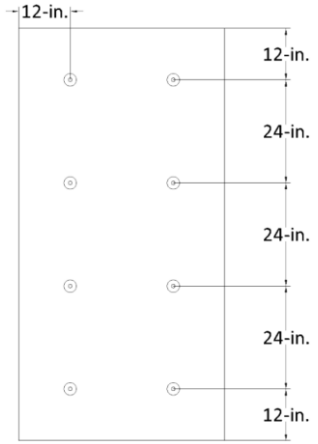

1 per 4.0 ft² (8 per board)

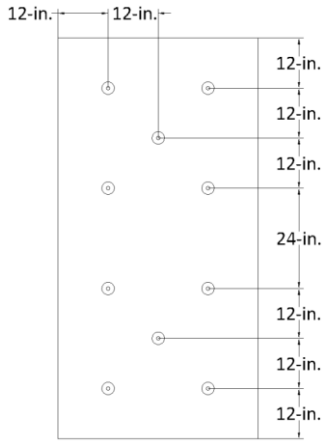

1 per 3.2 ft² (10 per board)

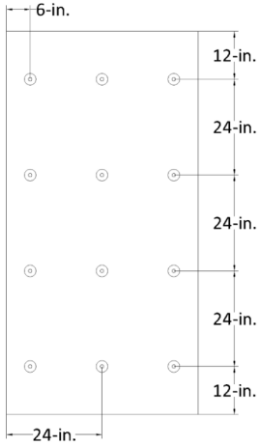

1 per 2.7 ft² (12 per board)

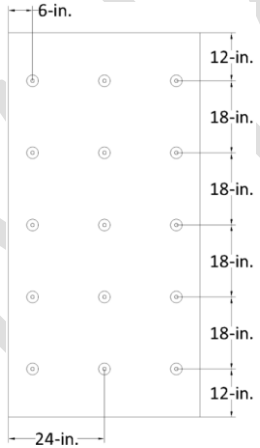

1 per 2.1 ft² (15 per board)

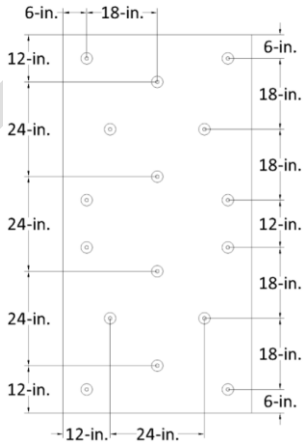

1 per 2.0 ft² (16 per board)

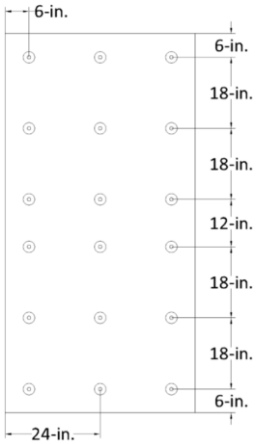

1 per 1.8 ft² (18 per board)

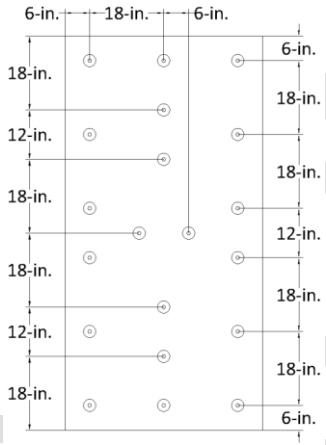

1 per 1.6 ft² (20 per board)

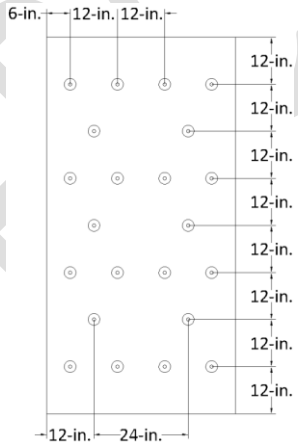

1 per 1.45 ft² (22 per board)

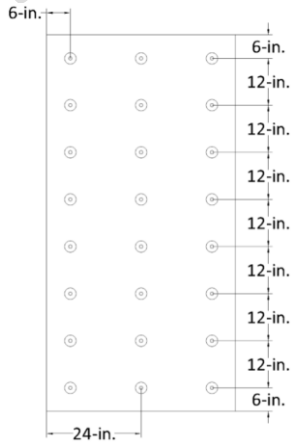

1 per 1.3 ft² (24 per board)

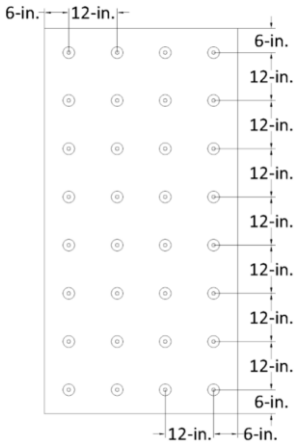

1 per 1.0 ft² (32 per board)

2023 FBC HVHZ

18 The following products are interchangeable within the scope of this PEER:

Acceptable Alternates				
Sub-Category	**Manufacturer**	**FBC File or NOA**	**Listed Product Herein**	**Alternate**
Roofing Insulation	GAF	24-1114.02	EnergyGuard Polyiso Insulation	EnergyGuard NH Polyiso Insulation
			EnergyGuard Ultra Polyiso Insulation	EnergyGuard NH Ultra Polyiso Insulation
			EnergyGuard HD Polyiso Cover Board	EnergyGuard HD Barrier Polyiso Cover Board, EnergyGuard NH HD Polyiso Cover Board, EnergyGuard NH HD Barrier Polyiso Cover Board, EnergyGuard HD Plus Polyiso Cover Board or EnergyGuard NH HD Plus Polyiso Cover Board
	Georgia-Pacific Gypsum, LLC	22-1223.04	DensDeck Prime	DensDeck StormX Prime Roof Board
Vapor Barrier	GAF	N/A	GAF SA Vapor Retarder XL	GAF SA Vapor Retarder XL40

19 "MDP" = Maximum Design Pressure is the result of testing for wind load resistance based on allowable wind loads. Refer to FBC (HVHZ) 1620 and Roofing Application Standard RAS 128 for determination of design wind loads. **(Notes 9 and 10)**

2023 FBC HVHZ

TABLE 1A: WOOD DECKS - NEW CONSTRUCTION, REROOF (TEAR-OFF) OR RECOVER
SYSTEM TYPE B-1: MECHANICALLY ATTACHED BASE INSULATION, BONDED TOP INSULATION, BONDED ROOF COVER

System No.	Deck (Note 1)	Base Insulation Layer			Top Insulation Layer		Roof Cover (Note 15)			MDP (psf)
		Type	Fastener (Note 2, Note 11)	Attach (Note 17)	Type	Attach (Notes 6,7,8)	Base Ply	Ply	Cap Ply	
W-1.	Min. 19/32-inch plywood or 1-inch wood plank; 2 ft span, 8d ring shank nails 6" o.c.	Min. 1-inch EnergyGuard Polyiso Insulation or EnergyGuard Ultra Polyiso Insulation	Drill-Tec #12 Fastener with Drill-Tec 3" Steel Plate	1 per 1.8 ft^2	Optional additional layer(s), min. 1.5-inch EnergyGuard Polyiso Insulation or EnergyGuard Ultra Polyiso Insulation followed by Min. 0.25-inch SECUROCK Gypsum-Fiber Roof Board	LRF-XF	SBS-SA	(Optional) SBS-TA, APP-TA	SBS-TA, APP-TA	-52.5

TABLE 1B: WOOD DECKS – NEW CONSTRUCTION OR REROOF (TEAR-OFF)
SYSTEM TYPE B-3: MECHANICALLY ATTACHED ANCHOR SHEET, BONDED INSULATION, BONDED ROOF COVER

System No.	Deck (Note 1)	Anchor Sheet			Base Insulation		Top Insulation		Roof Cover (Note 15)			MDP (psf)
		Type	Fastener (Note 11)	Attach	Type	Attach (Notes 6,7,8)	Type	Attach (Notes 6,7,8)	Base Ply	Ply	Cap Ply	
CONVENTIONAL SYSTEMS:												
W-2.	Min. 19/32-inch plywood or 1-inch wood plank; 2 ft span, 8d ring shank nails 6" o.c.	GAFGLAS #80 Ultima Base Sheet, GAFGLAS Stratavent Eliminator Nailable Venting Base Sheet, Ruberoid 20 Smooth, Ruberoid Mop Smooth, Ruberoid Mop Smooth 1.5	32 ga., 1-5/8-inch dia. tin caps with 11 ga. annular ring shank nails	9-inch o.c. at the min. 4-inch lap and 12-inch o.c. in two, equally spaced, staggered center rows	Min. 1-inch EnergyGuard Polyiso Insulation, EnergyGuard Ultra Polyiso Insulation or min. 1.5-inch EnergyGuard RA	Hot asphalt	Min. 0.5-inch Structodek High Density Fiberboard Roof Insulation or min. 0.4375-inch DEXcell Cement Roof Board	Hot asphalt	BP-AA, SBS-AA	(Optional) BP-AA, SBS-AA, SBS-TA, APP-TA	SBS-AA, SBS-TA, APP-TA	-45.0
W-3.	Min. 19/32-inch plywood or 1-inch wood plank; 2 ft span, 8d ring shank nails 6" o.c.	GAFGLAS #80 Ultima Base Sheet, GAFGLAS Stratavent Eliminator Nailable Venting Base Sheet, Ruberoid 20 Smooth, Ruberoid Mop Smooth, Ruberoid Mop Smooth 1.5	32 ga., 1-5/8-inch dia. tin caps with 11 ga. annular ring shank nails	9-inch o.c. at the min. 4-inch lap and 12-inch o.c. in two, equally spaced, staggered center rows	Min. 1-inch EnergyGuard Polyiso Insulation, EnergyGuard Ultra Polyiso Insulation or min. 1.5-inch EnergyGuard RA	Hot asphalt	Min. 0.25-inch DensDeck Prime or SECUROCK Gypsum-Fiber Roof Board or min. 0.4375-inch DEXcell Cement Roof Board	Hot asphalt	BP-AA, SBS-AA	(Optional) BP-AA, SBS-AA, SBS-TA, APP-TA	SBS-AA, SBS-TA, APP-TA	-45.0
W-4.	Min. 19/32-inch plywood or 1-inch wood plank; 2 ft span, 8d ring shank nails 6" o.c.	GAFGLAS #80 Ultima Base Sheet, GAFGLAS Stratavent Eliminator Nailable Venting Base Sheet, Ruberoid 20 Smooth, Ruberoid Mop Smooth, Ruberoid Mop Smooth 1.5	32 ga., 1-5/8-inch dia. tin caps with 11 ga. annular ring shank nails	9-inch o.c. at the min. 4-inch lap and 12-inch o.c. in two, equally spaced, staggered center rows	Min. 1-inch EnergyGuard Polyiso Insulation, EnergyGuard Ultra Polyiso Insulation or min. 1.5-inch EnergyGuard RA	Hot asphalt	Min. 0.25-inch DensDeck Prime or SECUROCK Gypsum-Fiber Roof Board	Hot asphalt	SBS-TA, APP-TA	(Optional) BP-AA, SBS-AA, SBS-TA, APP-TA	SBS-AA, SBS-TA, APP-TA	-45.0

2023 FBC HVHZ

TABLE 1B: WOOD DECKS – NEW CONSTRUCTION OR REROOF (TEAR-OFF) SYSTEM TYPE B-3: MECHANICALLY ATTACHED ANCHOR SHEET, BONDED INSULATION, BONDED ROOF COVER												
System No.	Deck (Note 1)	Anchor Sheet			Base Insulation		Top Insulation		Roof Cover (Note 15)			MDP (psf)
		Type	Fastener (Note 11)	Attach	Type	Attach (Notes 6,7,8)	Type	Attach (Notes 6,7,8)	Base Ply	Ply	Cap Ply	
W-5.	Min. 19/32-inch plywood or 1-inch wood plank; 2 ft span, 8d ring shank nails 6" o.c.	GAFGLAS #75 Base Sheet, Tri-Ply #75 Base Sheet, GAFGLAS #80 Ultima Base Sheet, GAFGLAS Stratavent Nailable Venting Base Sheet, Ruberoid 20 Smooth	32 ga., 1-5/8-inch diameter tin caps with 12 ga. annular ring shank nails	8-inch o.c. at the 4-inch lap and 8-inch o.c. in two staggered center rows	Min. 1-inch EnergyGuard Polyiso Insulation, EnergyGuard Ultra Polyiso Insulation or min. 1.5-inch EnergyGuard RA	Hot asphalt	Min. 0.5-inch Structodek High Density Fiberboard Roof Insulation or min. 0.4375-inch DEXcell Cement Roof Board	Hot asphalt	BP-AA, SBS-AA	(Optional) BP-AA, SBS-AA, SBS-TA, APP-TA	SBS-AA, SBS-TA, APP-TA	-52.5
W-6.	Min. 19/32-inch plywood or 1-inch wood plank; 2 ft span, 8d ring shank nails 6" o.c.	GAFGLAS #75 Base Sheet, Tri-Ply #75 Base Sheet, GAFGLAS #80 Ultima Base Sheet, GAFGLAS Stratavent Nailable Venting Base Sheet, Ruberoid 20 Smooth	32 ga., 1-5/8-inch diameter tin caps with 12 ga. annular ring shank nails	8-inch o.c. at the 4-inch lap and 8-inch o.c. in two staggered center rows	Min. 1-inch EnergyGuard Polyiso Insulation, EnergyGuard Ultra Polyiso Insulation or min. 1.5-inch EnergyGuard RA	Hot asphalt	Min. 0.25-inch DensDeck Prime or SECUROCK Gypsum-Fiber Roof Board or min. 0.4375-inch DEXcell Cement Roof Board	Hot asphalt	BP-AA, SBS-AA	(Optional) BP-AA, SBS-AA, SBS-TA, APP-TA	SBS-AA, SBS-TA, APP-TA	-52.5
W-7.	Min. 19/32-inch plywood or 1-inch wood plank; 2 ft span, 8d ring shank nails 6" o.c.	GAFGLAS #75 Base Sheet, Tri-Ply #75 Base Sheet, GAFGLAS #80 Ultima Base Sheet, GAFGLAS Stratavent Nailable Venting Base Sheet, Ruberoid 20 Smooth	32 ga., 1-5/8-inch diameter tin caps with 12 ga. annular ring shank nails	8-inch o.c. at the 4-inch lap and 8-inch o.c. in two staggered center rows	Min. 1-inch EnergyGuard Polyiso Insulation, EnergyGuard Ultra Polyiso Insulation or min. 1.5-inch EnergyGuard RA	Hot asphalt	Min. 0.25-inch DensDeck Prime or SECUROCK Gypsum-Fiber Roof Board	Hot asphalt	SBS-TA, APP-TA	(Optional) BP-AA, SBS-AA, SBS-TA, APP-TA	SBS-AA, SBS-TA, APP-TA	-52.5
W-8.	Min. 19/32-inch plywood or 1-inch wood plank; 2 ft span, 8d ring shank nails 6" o.c.	GAFGLAS #80 Ultima Base Sheet, GAFGLAS Stratavent Eliminator Nailable Venting Base Sheet, Ruberoid 20 Smooth, Ruberoid Mop Smooth, Ruberoid Mop Smooth 1.5	32 ga., 1-5/8-inch dia. tin caps with 11 ga. annular ring shank nails	9-inch o.c. at the min. 4-inch lap and 9-inch o.c. in two, equally spaced, staggered center rows	Min. 1-inch EnergyGuard Polyiso Insulation, EnergyGuard Ultra Polyiso Insulation or min. 1.5-inch EnergyGuard RA	Hot asphalt	Min. 0.5-inch Structodek High Density Fiberboard Roof Insulation or min. 0.4375-inch DEXcell Cement Roof Board	Hot asphalt	BP-AA, SBS-AA	(Optional) BP-AA, SBS-AA, SBS-TA, APP-TA	SBS-AA, SBS-TA, APP-TA	-60.0

2023 FBC HVHZ

TABLE 1B: WOOD DECKS – NEW CONSTRUCTION OR REROOF (TEAR-OFF)
SYSTEM TYPE B-3: MECHANICALLY ATTACHED ANCHOR SHEET, BONDED INSULATION, BONDED ROOF COVER

System No.	Deck (Note 1)	Anchor Sheet			Base Insulation		Top Insulation		Roof Cover (Note 15)			MDP (psf)
		Type	Fastener (Note 11)	Attach	Type	Attach (Notes 6,7,8)	Type	Attach (Notes 6,7,8)	Base Ply	Ply	Cap Ply	
W-9.	Min. 19/32-inch plywood or 1-inch wood plank; 2 ft span, 8d ring shank nails 6" o.c.	GAFGLAS #80 Ultima Base Sheet, GAFGLAS Stratavent Eliminator Nailable Venting Base Sheet, Ruberoid 20 Smooth, Ruberoid Mop Smooth, Ruberoid Mop Smooth 1.5	32 ga., 1-5/8-inch dia. tin caps with 11 ga. annular ring shank nails	9-inch o.c. at the min. 4-inch lap and 9-inch o.c. in two, equally spaced, staggered center rows	Min. 1-inch EnergyGuard Polyiso Insulation, EnergyGuard Ultra Polyiso Insulation or min. 1.5-inch EnergyGuard RA	Hot asphalt	Min. 0.25-inch DensDeck Prime or SECUROCK Gypsum-Fiber Roof Board or min. 0.4375-inch DEXcell Cement Roof Board	Hot asphalt	BP-AA, SBS-AA	(Optional) BP-AA, SBS-AA, SBS-TA, APP-TA	SBS-AA, SBS-TA, APP-TA	-60.0
W-10.	Min. 19/32-inch plywood or 1-inch wood plank; 2 ft span, 8d ring shank nails 6" o.c.	GAFGLAS #80 Ultima Base Sheet, GAFGLAS Stratavent Eliminator Nailable Venting Base Sheet, Ruberoid 20 Smooth, Ruberoid Mop Smooth, Ruberoid Mop Smooth 1.5	32 ga., 1-5/8-inch dia. tin caps with 11 ga. annular ring shank nails	9-inch o.c. at the min. 4-inch lap and 9-inch o.c. in two, equally spaced, staggered center rows	Min. 1-inch EnergyGuard Polyiso Insulation, EnergyGuard Ultra Polyiso Insulation or min. 1.5-inch EnergyGuard RA	Hot asphalt	Min. 0.25-inch DensDeck Prime or SECUROCK Gypsum-Fiber Roof Board	Hot asphalt	SBS-TA, APP-TA	(Optional) BP-AA, SBS-AA, SBS-TA, APP-TA	SBS-AA, SBS-TA, APP-TA	-60.0
SELF-ADHERING BASE PLY:												
W-11.	Min. 19/32-inch plywood or 1-inch wood plank; 2 ft span, 8d ring shank nails 6" o.c.	GAFGLAS #80 Ultima Base Sheet, GAFGLAS Stratavent Eliminator Nailable Venting Base Sheet, Ruberoid 20 Smooth, Ruberoid Mop Smooth, Ruberoid Mop Smooth 1.5	32 ga., 1-5/8-inch dia. tin caps with 11 ga. annular ring shank nails	9-inch o.c. at the min. 2-inch lap and 12-inch o.c. in two, equally spaced, staggered center rows	Min. 1-inch EnergyGuard Polyiso Insulation, EnergyGuard Ultra Polyiso Insulation or min. 1.5-inch EnergyGuard RA	Hot asphalt	Min. 0.25-inch DensDeck Prime or SECUROCK Gypsum-Fiber Roof Board	Hot asphalt	SBS-SA	(Optional) SBS-SA, SBS-TA or APP-TA	SBS-SA, SBS-TA or APP-TA	-45.0
VENTING SYSTEMS:												
W-12.	Min. 19/32-inch plywood or 1-inch wood plank; 2 ft span, 8d ring shank nails 6" o.c.	GAFGLAS #75 Base Sheet, Tri-Ply #75 Base Sheet, GAFGLAS #80 Ultima Base Sheet, GAFGLAS Stratavent Nailable Venting Base Sheet, Ruberoid 20 Smooth	32 ga., 1-5/8-inch dia. tin caps with 11 ga. annular ring shank nails	8-inch o.c. at min. 4-inch laps and 8-inch o.c. in two, equally spaced, staggered center rows	Min. 1-inch EnergyGuard Polyiso Insulation, EnergyGuard Ultra Polyiso Insulation	Hot asphalt	(Optional) Additional layer(s) base insulation	Hot asphalt	BP-LL	(Optional) BP-AA, SBS-AA	SBS-AA	-45.0
W-13.	Min. 19/32-inch plywood or 1-inch wood plank; 2 ft span, 8d ring shank nails 6" o.c.	GAFGLAS #80 Ultima Base Sheet, GAFGLAS Stratavent Eliminator Nailable Venting Base Sheet, Ruberoid 20 Smooth, Ruberoid Mop Smooth, Ruberoid Mop Smooth 1.5	32 ga., 1-5/8-inch dia. tin caps with 11 ga. annular ring shank nails	9-inch o.c. at the min. 4-inch lap and 12-inch o.c. in two, equally spaced, staggered center rows	Min. 1-inch EnergyGuard Polyiso Insulation, EnergyGuard Ultra Polyiso Insulation	Hot asphalt	(Optional) Additional layer(s) base insulation	Hot asphalt	BP-LL	(Optional) BP-AA, SBS-AA	SBS-AA	-45.0

©NEMO ETC, LLC
Certificate of Authorization #32455

TABLE 1B: WOOD DECKS – NEW CONSTRUCTION OR REROOF (TEAR-OFF) SYSTEM TYPE B-3: MECHANICALLY ATTACHED ANCHOR SHEET, BONDED INSULATION, BONDED ROOF COVER												
System No.	Deck (Note 1)	Anchor Sheet			Base Insulation		Top Insulation		Roof Cover (Note 15)			MDP (psf)
		Type	Fastener (Note 11)	Attach	Type	Attach (Notes 6,7,8)	Type	Attach (Notes 6,7,8)	Base Ply	Ply	Cap Ply	
W-14.	Min. 19/32-inch plywood or 1-inch wood plank; 2 ft span, 8d ring shank nails 6" o.c.	GAFGLAS #75 Base Sheet, Tri-Ply #75 Base Sheet, GAFGLAS #80 Ultima Base Sheet, GAFGLAS Stratavent Nailable Venting Base Sheet, Ruberoid 20 Smooth	32 ga., 1-5/8-inch diameter tin caps with 12 ga. annular ring shank nails	8-inch o.c. at the 4-inch lap and 8-inch o.c. in two staggered center rows	Min. 1-inch EnergyGuard Polyiso Insulation, EnergyGuard Ultra Polyiso Insulation	Hot asphalt	(Optional) Additional layer(s) base insulation	Hot asphalt	BP-LL	(Optional) BP-AA, SBS-AA	SBS-AA	-52.5
W-15.	Min. 19/32-inch plywood or 1-inch wood plank; 2 ft span, 8d ring shank nails 6" o.c.	GAFGLAS #80 Ultima Base Sheet, GAFGLAS Stratavent Eliminator Nailable Venting Base Sheet, Ruberoid 20 Smooth, Ruberoid Mop Smooth, Ruberoid Mop Smooth 1.5	32 ga., 1-5/8-inch dia. tin caps with 11 ga. annular ring shank nails	9-inch o.c. at the min. 4-inch lap and 9-inch o.c. in two, equally spaced, staggered center rows	Min. 1-inch EnergyGuard Polyiso Insulation, EnergyGuard Ultra Polyiso Insulation	Hot asphalt	(Optional) Additional layer(s) base insulation	Hot asphalt	BP-LL	(Optional) BP-AA, SBS-AA	SBS-AA	-60.0

TABLE 1C: WOOD DECKS – NEW CONSTRUCTION, REROOF (TEAR-OFF) OR RECOVER SYSTEM TYPE B-3: MECHANICALLY ATTACHED ANCHOR SHEET, BONDED INSULATION, BONDED ROOF COVER												
System No.	Deck (Note 1)	Anchor Sheet			Base Insulation		Top Insulation		Roof Cover (Note 15)			MDP (psf)
		Type	Fastener (Note 2, Note 11)	Attach	Type	Attach (Notes 6,7,8)	Type	Attach (Notes 6,7,8)	Base Ply	Ply	Cap Ply	
CONVENTIONAL SYSTEMS:												
W-16.	Min. 19/32-inch plywood or 1-inch wood plank; 2 ft span, 8d ring shank nails 6" o.c.	GAFGLAS #75 Base Sheet, Tri-Ply #75 Base Sheet, GAFGLAS #80 Ultima Base Sheet, GAFGLAS Stratavent Nailable Venting Base Sheet, Ruberoid 20 Smooth	Note 2	12-inch o.c. at the min. 4-inch lap and 12-inch o.c. in two, equally spaced, staggered center rows	Min. 1-inch EnergyGuard Polyiso Insulation, EnergyGuard Ultra Polyiso Insulation or min. 1.5-inch EnergyGuard RA	Hot asphalt	Min. 0.5-inch Structodek High Density Fiberboard Roof Insulation or min. 0.4375-inch DEXcell Cement Roof Board	Hot asphalt	BP-AA, SBS-AA	(Optional) BP-AA, SBS-AA, SBS-TA, APP-TA	SBS-AA, SBS-TA, APP-TA	-45.0
W-17.	Min. 19/32-inch plywood or 1-inch wood plank; 2 ft span, 8d ring shank nails 6" o.c.	GAFGLAS #75 Base Sheet, Tri-Ply #75 Base Sheet, GAFGLAS #80 Ultima Base Sheet, GAFGLAS Stratavent Nailable Venting Base Sheet, Ruberoid 20 Smooth	Note 2	12-inch o.c. at the min. 4-inch lap and 12-inch o.c. in two, equally spaced, staggered center rows	Min. 1-inch EnergyGuard Polyiso Insulation, EnergyGuard Ultra Polyiso Insulation or min. 1.5-inch EnergyGuard RA	Hot asphalt	Min. 0.25-inch DensDeck Prime or SECUROCK Gypsum-Fiber Roof Board or min. 0.4375-inch DEXcell Cement Roof Board	Hot asphalt	BP-AA, SBS-AA	(Optional) BP-AA, SBS-AA, SBS-TA, APP-TA	SBS-AA, SBS-TA, APP-TA	-45.0

2023 FBC HVHZ

TABLE 1C: WOOD DECKS – NEW CONSTRUCTION, REROOF (TEAR-OFF) OR RECOVER SYSTEM TYPE B-3: MECHANICALLY ATTACHED ANCHOR SHEET, BONDED INSULATION, BONDED ROOF COVER												
System No.	Deck (Note 1)	Anchor Sheet			Base Insulation		Top Insulation		Roof Cover (Note 15)			MDP (psf)
		Type	Fastener (Note 2, Note 11)	Attach	Type	Attach (Notes 6,7,8)	Type	Attach (Notes 6,7,8)	Base Ply	Ply	Cap Ply	
W-18.	Min. 19/32-inch plywood or 1-inch wood plank; 2 ft span, 8d ring shank nails 6" o.c.	GAFGLAS #75 Base Sheet, Tri-Ply #75 Base Sheet, GAFGLAS #80 Ultima Base Sheet, GAFGLAS Stratavent Nailable Venting Base Sheet, Ruberoid 20 Smooth	Note 2	12-inch o.c. at the min. 4-inch lap and 12-inch o.c. in two, equally spaced, staggered center rows	Min. 1-inch EnergyGuard Polyiso Insulation, EnergyGuard Ultra Polyiso Insulation or min. 1.5-inch EnergyGuard RA	Hot asphalt	Min. 0.25-inch DensDeck Prime or SECUROCK Gypsum-Fiber Roof Board	Hot asphalt	SBS-TA, APP-TA	(Optional) BP-AA, SBS-AA, SBS-TA, APP-TA	SBS-AA, SBS-TA, APP-TA	-45.0
W-19.	Min. 19/32-inch plywood or 1-inch wood plank; 2 ft span, 8d ring shank nails 6" o.c.	GAFGLAS #75 Base Sheet, Tri-Ply #75 Base Sheet, GAFGLAS #80 Ultima Base Sheet, GAFGLAS Stratavent Nailable Venting Base Sheet, Ruberoid 20 Smooth	Note 2 (#14 ONLY)	16-inch o.c. at the min. 4-inch lap and 16-inch o.c. in two, equally spaced, staggered center rows	Min. 1-inch EnergyGuard Polyiso Insulation, EnergyGuard Ultra Polyiso Insulation or min. 1.5-inch EnergyGuard RA	Hot asphalt	Min. 0.5-inch Structodek High Density Fiberboard Roof Insulation or min. 0.4375-inch DEXcell Cement Roof Board	Hot asphalt	BP-AA, SBS-AA	(Optional) BP-AA, SBS-AA, SBS-TA, APP-TA	SBS-AA, SBS-TA, APP-TA	-52.5
W-20.	Min. 19/32-inch plywood or 1-inch wood plank; 2 ft span, 8d ring shank nails 6" o.c.	GAFGLAS #75 Base Sheet, Tri-Ply #75 Base Sheet, GAFGLAS #80 Ultima Base Sheet, GAFGLAS Stratavent Nailable Venting Base Sheet, Ruberoid 20 Smooth	Note 2 (#14 ONLY)	16-inch o.c. at the min. 4-inch lap and 16-inch o.c. in two, equally spaced, staggered center rows	Min. 1-inch EnergyGuard Polyiso Insulation, EnergyGuard Ultra Polyiso Insulation or min. 1.5-inch EnergyGuard RA	Hot asphalt	Min. 0.25-inch DensDeck Prime or SECUROCK Gypsum-Fiber Roof Board or min. 0.4375-inch DEXcell Cement Roof Board	Hot asphalt	BP-AA, SBS-AA	(Optional) BP-AA, SBS-AA, SBS-TA, APP-TA	SBS-AA, SBS-TA, APP-TA	-52.5
W-21.	Min. 19/32-inch plywood or 1-inch wood plank; 2 ft span, 8d ring shank nails 6" o.c.	GAFGLAS #75 Base Sheet, Tri-Ply #75 Base Sheet, GAFGLAS #80 Ultima Base Sheet, GAFGLAS Stratavent Nailable Venting Base Sheet, Ruberoid 20 Smooth	Note 2 (#14 ONLY)	16-inch o.c. at the min. 4-inch lap and 16-inch o.c. in two, equally spaced, staggered center rows	Min. 1-inch EnergyGuard Polyiso Insulation, EnergyGuard Ultra Polyiso Insulation or min. 1.5-inch EnergyGuard RA	Hot asphalt	Min. 0.25-inch DensDeck Prime or SECUROCK Gypsum-Fiber Roof Board	Hot asphalt	SBS-TA, APP-TA	(Optional) BP-AA, SBS-AA, SBS-TA, APP-TA	SBS-AA, SBS-TA, APP-TA	-52.5
W-22.	Min. 19/32-inch plywood or 1-inch wood plank; 2 ft span, 8d ring shank nails 6" o.c.	GAFGLAS #75 Base Sheet, Tri-Ply #75 Base Sheet, GAFGLAS #80 Ultima Base Sheet, GAFGLAS Stratavent Nailable Venting Base Sheet, Ruberoid 20 Smooth	Note 2 (#14 ONLY)	12-inch o.c. at the min. 4-inch lap and 12-inch o.c. in two, equally spaced, staggered center rows	Min. 1-inch EnergyGuard Polyiso Insulation, EnergyGuard Ultra Polyiso Insulation or min. 1.5-inch EnergyGuard RA	Hot asphalt	Min. 0.5-inch Structodek High Density Fiberboard Roof Insulation or min. 0.4375-inch DEXcell Cement Roof Board	Hot asphalt	BP-AA, SBS-AA	(Optional) BP-AA, SBS-AA, SBS-TA, APP-TA	SBS-AA, SBS-TA, APP-TA	-60.0

2023 FBC HVHZ

TABLE 1C: WOOD DECKS – NEW CONSTRUCTION, REROOF (TEAR-OFF) OR RECOVER SYSTEM TYPE B-3: MECHANICALLY ATTACHED ANCHOR SHEET, BONDED INSULATION, BONDED ROOF COVER												
System No.	Deck (Note 1)	Anchor Sheet			Base Insulation		Top Insulation		Roof Cover (Note 15)			MDP (psf)
		Type	Fastener (Note 2, Note 11)	Attach	Type	Attach (Notes 6,7,8)	Type	Attach (Notes 6,7,8)	Base Ply	Ply	Cap Ply	
W-23.	Min. 19/32-inch plywood or 1-inch wood plank; 2 ft span, 8d ring shank nails 6" o.c.	GAFGLAS #75 Base Sheet, Tri-Ply #75 Base Sheet, GAFGLAS #80 Ultima Base Sheet, GAFGLAS Stratavent Nailable Venting Base Sheet, Ruberoid 20 Smooth	Note 2 (#14 ONLY)	12-inch o.c. at the min. 4-inch lap and 12-inch o.c. in two, equally spaced, staggered center rows	Min. 1-inch EnergyGuard Polyiso Insulation, EnergyGuard Ultra Polyiso Insulation or min. 1.5-inch EnergyGuard RA	Hot asphalt	Min. 0.25-inch DensDeck Prime or SECUROCK Gypsum-Fiber Roof Board or min. 0.4375-inch DEXcell Cement Roof Board	Hot asphalt	BP-AA, SBS-AA	(Optional) BP-AA, SBS-AA, SBS-TA, APP-TA	SBS-AA, SBS-TA, APP-TA	-60.0
W-24.	Min. 19/32-inch plywood or 1-inch wood plank; 2 ft span, 8d ring shank nails 6" o.c.	GAFGLAS #75 Base Sheet, Tri-Ply #75 Base Sheet, GAFGLAS #80 Ultima Base Sheet, GAFGLAS Stratavent Nailable Venting Base Sheet, Ruberoid 20 Smooth	Note 2 (#14 ONLY)	12-inch o.c. at the min. 4-inch lap and 12-inch o.c. in two, equally spaced, staggered center rows	Min. 1-inch EnergyGuard Polyiso Insulation, EnergyGuard Ultra Polyiso Insulation or min. 1.5-inch EnergyGuard RA	Hot asphalt	Min. 0.25-inch DensDeck Prime or SECUROCK Gypsum-Fiber Roof Board	Hot asphalt	SBS-TA, APP-TA	(Optional) BP-AA, SBS-AA, SBS-TA, APP-TA	SBS-AA, SBS-TA, APP-TA	-60.0
W-25.	Min. 19/32-inch plywood or 1-inch wood plank; 2 ft span, 8d ring shank nails 6" o.c.	GAFGLAS #75 Base Sheet, Tri-Ply #75 Base Sheet, GAFGLAS #80 Ultima Base Sheet, GAFGLAS Stratavent Nailable Venting Base Sheet, Ruberoid 20 Smooth	Note 2	12-inch o.c. at the min. 2-inch lap and 12-inch o.c. in three, equally spaced, staggered center rows	Min. 1-inch EnergyGuard Polyiso Insulation, EnergyGuard Ultra Polyiso Insulation or min. 1.5-inch EnergyGuard RA	Hot asphalt	Min. 0.5-inch Structodek High Density Fiberboard Roof Insulation or min. 0.4375-inch DEXcell Cement Roof Board	Hot asphalt	BP-AA, SBS-AA	(Optional) BP-AA, SBS-AA, SBS-TA, APP-TA	SBS-AA, SBS-TA, APP-TA	-60.0
W-26.	Min. 19/32-inch plywood or 1-inch wood plank; 2 ft span, 8d ring shank nails 6" o.c.	GAFGLAS #75 Base Sheet, Tri-Ply #75 Base Sheet, GAFGLAS #80 Ultima Base Sheet, GAFGLAS Stratavent Nailable Venting Base Sheet, Ruberoid 20 Smooth	Note 2	12-inch o.c. at the min. 2-inch lap and 12-inch o.c. in three, equally spaced, staggered center rows	Min. 1-inch EnergyGuard Polyiso Insulation, EnergyGuard Ultra Polyiso Insulation or min. 1.5-inch EnergyGuard RA	Hot asphalt	Min. 0.25-inch DensDeck Prime or SECUROCK Gypsum-Fiber Roof Board or min. 0.4375-inch DEXcell Cement Roof Board	Hot asphalt	BP-AA, SBS-AA	(Optional) BP-AA, SBS-AA, SBS-TA, APP-TA	SBS-AA, SBS-TA, APP-TA	-60.0
W-27.	Min. 19/32-inch plywood or 1-inch wood plank; 2 ft span, 8d ring shank nails 6" o.c.	GAFGLAS #75 Base Sheet, Tri-Ply #75 Base Sheet, GAFGLAS #80 Ultima Base Sheet, GAFGLAS Stratavent Nailable Venting Base Sheet, Ruberoid 20 Smooth	Note 2	12-inch o.c. at the min. 2-inch lap and 12-inch o.c. in three, equally spaced, staggered center rows	Min. 1-inch EnergyGuard Polyiso Insulation, EnergyGuard Ultra Polyiso Insulation or min. 1.5-inch EnergyGuard RA	Hot asphalt	Min. 0.25-inch DensDeck Prime or SECUROCK Gypsum-Fiber Roof Board	Hot asphalt	SBS-TA, APP-TA	(Optional) BP-AA, SBS-AA, SBS-TA, APP-TA	SBS-AA, SBS-TA, APP-TA	-60.0

2023 FBC HVHZ

TABLE 1C: WOOD DECKS – NEW CONSTRUCTION, REROOF (TEAR-OFF) OR RECOVER SYSTEM TYPE B-3: MECHANICALLY ATTACHED ANCHOR SHEET, BONDED INSULATION, BONDED ROOF COVER												
System No.	Deck (Note 1)	Anchor Sheet			Base Insulation		Top Insulation		Roof Cover (Note 15)			MDP (psf)
		Type	Fastener (Note 2, Note 11)	Attach	Type	Attach (Notes 6,7,8)	Type	Attach (Notes 6,7,8)	Base Ply	Ply	Cap Ply	
W-28.	Min. 19/32-inch plywood or 1-inch wood plank; 2 ft span, 8d ring shank nails 6" o.c.	GAFGLAS #75 Base Sheet, Tri-Ply #75 Base Sheet, GAFGLAS #80 Ultima Base Sheet, GAFGLAS Stratavent Nailable Venting Base Sheet, Ruberoid 20 Smooth	Note 2 (#14 ONLY)	8-inch o.c. at the 4-inch lap and 8-inch o.c. in three staggered center rows	Min. 1-inch EnergyGuard Polyiso Insulation, EnergyGuard Ultra Polyiso Insulation or min. 1.5-inch EnergyGuard RA	Hot asphalt	Min. 0.5-inch Structodek High Density Fiberboard Roof Insulation or min. 0.4375-inch DEXcell Cement Roof Board	Hot asphalt	BP-AA, SBS-AA	(Optional) BP-AA, SBS-AA, SBS-TA, APP-TA	SBS-AA, SBS-TA, APP-TA	-75.0*
W-29.	Min. 19/32-inch plywood or 1-inch wood plank; 2 ft span, 8d ring shank nails 6" o.c.	GAFGLAS #75 Base Sheet, Tri-Ply #75 Base Sheet, GAFGLAS #80 Ultima Base Sheet, GAFGLAS Stratavent Nailable Venting Base Sheet, Ruberoid 20 Smooth	Note 2 (#14 ONLY)	8-inch o.c. at the 4-inch lap and 8-inch o.c. in three staggered center rows	Min. 1-inch EnergyGuard Polyiso Insulation, EnergyGuard Ultra Polyiso Insulation or min. 1.5-inch EnergyGuard RA	Hot asphalt	Min. 0.25-inch DensDeck Prime or SECUROCK Gypsum-Fiber Roof Board or min. 0.4375-inch DEXcell Cement Roof Board	Hot asphalt	BP-AA, SBS-AA	(Optional) BP-AA, SBS-AA, SBS-TA, APP-TA	SBS-AA, SBS-TA, APP-TA	-82.5
W-30.	Min. 19/32-inch plywood or 1-inch wood plank; 2 ft span, 8d ring shank nails 6" o.c.	GAFGLAS #75 Base Sheet, Tri-Ply #75 Base Sheet, GAFGLAS #80 Ultima Base Sheet, GAFGLAS Stratavent Nailable Venting Base Sheet, Ruberoid 20 Smooth	Note 2 (#14 ONLY)	8-inch o.c. at the 4-inch lap and 8-inch o.c. in three staggered center rows	Min. 1-inch EnergyGuard Polyiso Insulation, EnergyGuard Ultra Polyiso Insulation or min. 1.5-inch EnergyGuard RA	Hot asphalt	Min. 0.25-inch DensDeck Prime or SECUROCK Gypsum-Fiber Roof Board	Hot asphalt	SBS-TA, APP-TA	(Optional) BP-AA, SBS-AA, SBS-TA, APP-TA	SBS-AA, SBS-TA, APP-TA	-82.5
VENTING SYSTEMS:												
W-31.	Min. 19/32-inch plywood or 1-inch wood plank; 2 ft span, 8d ring shank nails 6" o.c.	GAFGLAS #75 Base Sheet, Tri-Ply #75 Base Sheet, GAFGLAS #80 Ultima Base Sheet, GAFGLAS Stratavent Nailable Venting Base Sheet, Ruberoid 20 Smooth	Note 2 (#14 ONLY)	16-inch o.c. at the min. 4-inch lap and 16-inch o.c. in two, equally spaced, staggered center rows	Min. 1-inch EnergyGuard Polyiso Insulation, EnergyGuard Ultra Polyiso Insulation	Hot asphalt	(Optional) Additional layer(s) base insulation	Hot asphalt	BP-LL	One or more BP-AA, SBS-AA	SBS-AA, SBS-TA, APP-TA	-52.5
W-32.	Min. 19/32-inch plywood or 1-inch wood plank; 2 ft span, 8d ring shank nails 6" o.c.	GAFGLAS #75 Base Sheet, Tri-Ply #75 Base Sheet, GAFGLAS #80 Ultima Base Sheet, GAFGLAS Stratavent Nailable Venting Base Sheet, Ruberoid 20 Smooth	Note 2 (#14 ONLY)	12-inch o.c. at the min. 4-inch lap and 12-inch o.c. in two, equally spaced, staggered center rows	Min. 1-inch EnergyGuard Polyiso Insulation, EnergyGuard Ultra Polyiso Insulation	Hot asphalt	(Optional) Additional layer(s) base insulation	Hot asphalt	BP-LL	One or more BP-AA, SBS-AA	SBS-AA, SBS-TA, APP-TA	-60.0

2023 FBC HVHZ

TABLE 1C: WOOD DECKS – NEW CONSTRUCTION, REROOF (TEAR-OFF) OR RECOVER
SYSTEM TYPE B-3: MECHANICALLY ATTACHED ANCHOR SHEET, BONDED INSULATION, BONDED ROOF COVER

System No.	Deck (Note 1)	Anchor Sheet			Base Insulation		Top Insulation		Roof Cover (Note 15)			MDP (psf)
		Type	Fastener (Note 2, Note 11)	Attach	Type	Attach (Notes 6,7,8)	Type	Attach (Notes 6,7,8)	Base Ply	Ply	Cap Ply	
W-33.	Min. 19/32-inch plywood or 1-inch wood plank; 2 ft span, 8d ring shank nails 6" o.c.	GAFGLAS #75 Base Sheet, Tri-Ply #75 Base Sheet, GAFGLAS #80 Ultima Base Sheet, GAFGLAS Stratavent Nailable Venting Base Sheet, Ruberoid 20 Smooth	Note 2 (#14 ONLY)	8-inch o.c. at the 4-inch lap and 8-inch o.c. in three staggered center rows	Min. 1-inch EnergyGuard Polyiso Insulation, EnergyGuard Ultra Polyiso Insulation	Hot asphalt	(Optional) Additional layer(s) base insulation	Hot asphalt	BP-LL	One or more BP-AA, SBS-AA	SBS-AA, SBS-TA, APP-TA	-82.5*

TABLE 1D: WOOD DECKS - NEW CONSTRUCTION, REROOF (TEAR-OFF) OR RECOVER
SYSTEM TYPE C-1: MECHANICALLY ATTACHED INSULATION, BONDED ROOF COVER

System No.	Deck (Note 1)	Base Insulation Layer (Note 3, Note 13)	Top Insulation Layer			Roof Cover (Note 15)			MDP (psf)
			Type	Fastener (Note 2, Note 11)	Attach (Note 17)	Base Ply	Ply	Cap Ply	
CONVENTIONAL SYSTEMS:									
W-34.	Min. 19/32-inch plywood or 1-inch wood plank; 2 ft span, 8d ring shank nails 6" o.c.	Min. 0.75-inch, one or more layers, any combination, loose laid	Min. 1-inch Structodek High Density Fiberboard Roof Insulation	Note 2	1 per 2.0 ft^2	BP-AA, SBS-AA	(Optional) BP-AA, SBS-AA, SBS-TA, APP-TA	SBS-AA, SBS-TA, APP-TA	-45.0
W-35.	Min. 19/32-inch plywood or 1-inch wood plank; 2 ft span, 8d ring shank nails 6" o.c.	(Optional) One or more layers, any combination, loose laid	Min. 0.25-inch SECUROCK Gypsum Fiber Roof Board	Note 2 (#14 only)	1 per 1.8 ft^2	BP-AA, SBS-AA, SBS-TA, APP-TA	(Optional) BP-AA, SBS-AA, SBS-TA, APP-TA	SBS-AA, SBS-TA, APP-TA	-60.0
SELF-ADHERING BASE PLY:									
W-36.	Min. 15/32-inch plywood or 1-inch wood plank; 2 ft span, 8d common nails 6" o.c.	(Optional) One or more layers, any combination, loose laid	Min. 1.5-inch EnergyGuard RA	Note 2 (HD Fastener only)	1 per 2.0 ft^2	SBS-SA	(Optional) SBS-SA	SBS-SA	-45.0
W-37.	Min. 15/32-inch plywood or 1-inch wood plank; 2 ft span; 8d ring shank nails, 6" o.c.	(Optional) One or more layers, any combination, loose laid	Min. 1.5-inch EnergyGuard Polyiso Insulation, EnergyGuard Ultra	Drill-Tec #12 Fastener and Drill-Tec 3" Steel Plate	1 per 1.8 ft^2	SBS-SA	(Optional) SBS-TA, APP-TA	SBS-TA, APP-TA	-52.5
W-38.	Min. 15/32-inch plywood or 1-inch wood plank; 2 ft span; 8d ring shank nails, 6" o.c.	(Optional) One or more layers, any combination, loose laid	Min. 1.5-inch EnergyGuard Polyiso Insulation, EnergyGuard Ultra	Drill-Tec #12 Fastener and Drill-Tec 3" Steel Plate	1 per 1.6 ft^2	SBS-SA	(Optional) SBS-TA, APP-TA	SBS-TA, APP-TA	-60.0
VENTING SYSTEMS:									
W-39.	Min. 15/32-inch plywood or 1-inch wood plank; 2 ft span; 8d ring shank nails, 6" o.c.	(Optional) One or more layers, any combination, loose laid	Min. 1.5-inch EnergyGuard Polyiso Insulation or EnergyGuard Ultra	Note 2	1 per 1.3 ft^2	BP-LL	(Optional) One or more BP-AA, SBS-AA	SBS-AA	-60.0*
COLD-APPLIED SYSTEMS:									
W-40.	Min. 15/32-inch plywood or 1-inch wood plank; 2 ft span; 8d ring shank nails, 6" o.c.	(Optional) One or more layers, any combination, loose laid	Min. 0.25-inch SECUROCK Gypsum Fiber Roof Board	Note 2 (#14 fasteners only)	1 per 2.0 ft^2	SBS-CA1	(Optional) SBS-CA1	SBS-CA1	-45.0*

2023 FBC HVHZ

TABLE 1D: WOOD DECKS - NEW CONSTRUCTION, REROOF (TEAR-OFF) OR RECOVER
SYSTEM TYPE C-1: MECHANICALLY ATTACHED INSULATION, BONDED ROOF COVER

System No.	Deck (Note 1)	Base Insulation Layer (Note 3, Note 13)	Top Insulation Layer			Roof Cover (Note 15)			MDP (psf)
			Type	Fastener (Note 2, Note 11)	Attach (Note 17)	Base Ply	Ply	Cap Ply	
W-41.	Min. 15/32-inch plywood or 1-inch wood plank; 2 ft span; 8d ring shank nails, 6" o.c.	(Optional) One or more layers, any combination, loose laid	Min. 0.25-inch SECUROCK Gypsum Fiber Roof Board	Note 2 (#14 fasteners only)	1 per 1.8 ft^2	SBS-CA1	(Optional) SBS-CA1	SBS-CA1	-60.0
W-42.	Min. 15/32-inch plywood or 1-inch wood plank; 2 ft span; 8d ring shank nails, 6" o.c.	(Optional) One or more layers, any combination, loose laid	Min. 0.25-inch SECUROCK Gypsum Fiber Roof Board	Note 2 (#14 fasteners only) 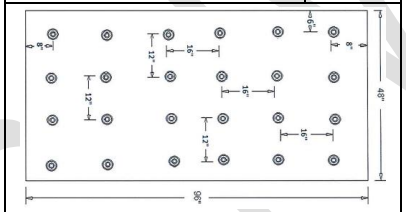	1 per 1.3 ft^2	SBS-CA1	(Optional) SBS-CA1	SBS-CA1	-82.5

TABLE 1E: WOOD DECKS – NEW CONSTRUCTION, REROOF (TEAR-OFF) OR RECOVER
SYSTEM TYPE D-2: INSULATED, MECHANICALLY ATTACHED BASE SHEET, BONDED ROOF COVER

System No.	Deck (Note 1)	Insulation (Note 3, Note 13)		Base Sheet			Roof Cover (Note 15)			MDP (psf)
		Type	Attach	Type	Fastener (Note 2, Note 11)	Attach	Base Ply	Ply	Cap Ply	
CONVENTIONAL SYSTEMS:										
W-43.	Min. 19/32-inch plywood or 1-inch wood plank; 2 ft span, 8d ring shank nails 6" o.c.	Min. 1-inch, one or more layers, any combination	Prelim attach	GAFGLAS #75 Base Sheet, Tri-Ply #75 Base Sheet, #80 Ultima Base Sheet, Stratavent Nailable Venting Base Sheet, Ruberoid 20 Smooth	Note 2	12-inch o.c. at min. 2-inch laps and 12-inch o.c. in two, equally spaced, staggered center rows	BP-AA, SBS-AA	(Optional) BP-AA, SBS-AA	SBS-AA, SBS-TA, SBS-CA, APP-TA	-45.0
W-44.	Min. 19/32-inch plywood or 1-inch wood plank; 2 ft span, 8d ring shank nails 6" o.c.	Min. 1-inch, one or more layers, any combination	Prelim attach	GAFGLAS #75 Base Sheet, Tri-Ply #75 Base Sheet, #80 Ultima Base Sheet, Stratavent Nailable Venting Base Sheet, Ruberoid 20 Smooth	Note 2	12-inch o.c. at min. 2-inch laps and 12-inch o.c. in three, equally spaced, staggered center rows	BP-AA, SBS-AA	(Optional) BP-AA, SBS-AA	SBS-AA, SBS-TA, SBS-CA, APP-TA	-60.0
W-45.	Min. 19/32-inch plywood or 1-inch wood plank; 2 ft span, 8d ring shank nails 6" o.c.	Min. 1-inch, one or more layers, any combination	Prelim attach	GAFGLAS #75 Base Sheet, Tri-Ply #75 Base Sheet, #80 Ultima Base Sheet, Stratavent Nailable Venting Base Sheet, Ruberoid 20 Smooth	Note 2	8-inch o.c. at min. 2-inch laps and 8-inch o.c. in three, equally spaced, staggered center rows	BP-AA, SBS-AA	(Optional) BP-AA, SBS-AA	SBS-AA, SBS-TA, SBS-CA, APP-TA	-75.0
SELF-ADHERING BASE PLY:										
W-46.	Min. 15/32-inch plywood or 1-inch wood plank; 2 ft span, #8 x 2½" deck screws, 6" o.c.	Min. 1-inch, one or more layers, any combination	Loose laid	Liberty SBS Self-Adhering Base/Ply Sheet	Note 2	8-inch o.c. at min. 3-inch laps and 8-inch o.c. at two, equally spaced, staggered center rows	SBS-SA	None	SBS-SA	-97.5

TABLE 1F: WOOD DECKS - NEW CONSTRUCTION OR REROOF (TEAR-OFF) SYSTEM TYPE E-2: NON-INSULATED, MECHANICALY FASTEDED BASE SHEET, BONDED ROOF COVER							
System No.	Deck (Note 1)	Base Sheet			Roof Cover (Note 15)		MDP (psf)
		Type	Fastener (Note 11)	Attachment	Base Ply	Cap Ply	
CONVENTIONAL SYSTEMS:							
W-47.	Min. 19/32-inch plywood or 1-inch wood plank; 2 ft span, 8d common nails 6" o.c.	GAFGLAS #75 Base Sheet, Tri-Ply #75 Base Sheet, GAFGLAS #80 Ultima Base Sheet, GAFGLAS Stratavent Nailable Venting Base Sheet, Ruberoid 20 Smooth	32 ga., 1-5/8-inch dia. tin caps with 11 ga. annular ring shank nails	8-inch o.c. at min. 4-inch laps and 8-inch o.c. in two, equally spaced, staggered center rows	(Optional) BP-AA, SBS-AA	SBS-AA	-45.0
W-48.	Min. 19/32-inch plywood or 1-inch wood plank; 2 ft span, 8d common nails 6" o.c.	GAFGLAS #80 Ultima Base Sheet, GAFGLAS Stratavent Eliminator Nailable Venting Base Sheet, Ruberoid 20 Smooth, Ruberoid Mop Smooth, Ruberoid Mop Smooth 1.5	32 ga., 1-5/8-inch dia. tin caps with 12 ga. annular ring shank nails	9-inch o.c. at min. 4-inch laps and 9-inch o.c. at two, equally spaced, staggered center rows	(Optional) BP-AA, SBS-AA	SBS-AA	-45.0
W-49.	Min. 19/32-inch plywood or 1-inch wood plank; 2 ft span, 8d ring shank nails 6" o.c.	GAFGLAS #75 Base Sheet, Tri-Ply #75 Base Sheet, GAFGLAS #80 Ultima Base Sheet, GAFGLAS Stratavent Nailable Venting Base Sheet, Ruberoid 20 Smooth	32 ga., 1-5/8-inch dia. tin caps with 11 ga. annular ring shank nails	9-inch o.c. at min. 4-inch laps and 12-inch o.c. in two, equally spaced, staggered center rows	BP-AA, SBS-AA	SBS-AA, SBS-TA, SBS-CA, APP-TA	-45.0
W-50.	Min. 19/32-inch plywood or 1-inch wood plank; 2 ft span, 8d ring shank nails 6" o.c.	GAFGLAS #75 Base Sheet, Tri-Ply #75 Base Sheet, GAFGLAS #80 Ultima Base Sheet, GAFGLAS Stratavent Nailable Venting Base Sheet, Ruberoid 20 Smooth	32 ga., 1-5/8-inch dia. tin caps with 11 ga. annular ring shank nails	6-inch o.c. at min. 4-inch laps and 6-inch o.c. in two, equally spaced, staggered center rows	(Optional) BP-AA, SBS-AA	SBS-AA	-52.5
W-51.	Min. 19/32-inch plywood or 1-inch wood plank; 2 ft span, 8d ring shank nails 6" o.c.	GAFGLAS #75 Base Sheet, Tri-Ply #75 Base Sheet, GAFGLAS #80 Ultima Base Sheet, GAFGLAS Stratavent Nailable Venting Base Sheet, Ruberoid 20 Smooth	32 ga., 1-5/8-inch dia. tin caps with 11 ga. annular ring shank nails	9-inch o.c. at min. 4-inch laps and 9-inch o.c. in two, equally spaced, staggered center rows	BP-AA, SBS-AA	SBS-AA, SBS-TA, SBS-CA, APP-TA	-52.5
W-52.	Min. 19/32-inch plywood or 1-inch wood plank; 2 ft span, 8d ring shank nails 6" o.c.	GAFGLAS #80 Ultima Base Sheet, GAFGLAS Stratavent Eliminator Nailable Venting Base Sheet, Ruberoid 20 Smooth, Ruberoid Mop Smooth, Ruberoid Mop Smooth 1.5	32 ga., 1-5/8-inch dia. tin caps with 11 ga. annular ring shank nails	9-inch o.c. at min. 4-inch laps and 9-inch o.c. in two, equally spaced, staggered center rows	(Optional) APP-TA	APP-TA	-60.0
W-53.	Min. 19/32-inch plywood or 1-inch wood plank; 2 ft span, 8d ring shank nails 6" o.c.	GAFGLAS #80 Ultima Base Sheet, GAFGLAS Stratavent Eliminator Nailable Venting Base Sheet, Ruberoid 20 Smooth, Ruberoid Mop Smooth, Ruberoid Mop Smooth 1.5	32 ga., 1-5/8-inch dia. tin caps with 12 ga. annular ring shank nails	8-inch o.c. at min. 4-inch laps and 8-inch o.c. at three, equally spaced, staggered center rows	(Optional) BP-AA, SBS-AA	SBS-AA	-75.0
W-54.	Min. 19/32-inch plywood or 1-inch wood plank; 2 ft span, 8d ring shank nails 6" o.c.	GAFGLAS #80 Ultima Base Sheet, GAFGLAS Stratavent Eliminator Nailable Venting Base Sheet, Ruberoid 20 Smooth, Ruberoid Mop Smooth, Ruberoid Mop Smooth 1.5	32 ga., 1-5/8-inch dia. tin caps with 11 ga. annular ring shank nails	7-inch o.c. at min. 4-inch laps and 7-inch o.c. in three, equally spaced, staggered center rows	BP-AA, SBS-AA	SBS-AA, SBS-TA, SBS-CA, APP-TA	-82.5
W-55.	Min. 19/32-inch plywood or 1-inch wood plank; 2 ft span; 8d ring shank nails, 3" o.c.	GAFGLAS #75 Base Sheet, Tri-Ply #75 Base Sheet, GAFGLAS #80 Ultima Base Sheet, GAFGLAS Stratavent Nailable Venting Base Sheet, Ruberoid 20 Smooth	32 ga., 1-5/8-inch dia. tin caps with 11 ga. annular ring shank nails	4-inch o.c. at min. 2-inch laps and 4-inch o.c. in four (4), equally spaced, staggered center rows	(Optional) BP-AA, SBS-AA, SBS-TA, APP-TA	SBS-AA, SBS-TA, APP-TA	-97.5

2023 FBC HVHZ

TABLE 1F: WOOD DECKS - NEW CONSTRUCTION OR REROOF (TEAR-OFF) SYSTEM TYPE E-2: NON-INSULATED, MECHANICALY FASTEDED BASE SHEET, BONDED ROOF COVER							
System No.	Deck (Note 1)	Base Sheet			Roof Cover (Note 15)		MDP (psf)
		Type	Fastener (Note 11)	Attachment	Base Ply	Cap Ply	
W-56.	Min. 19/32-inch plywood or 1-inch wood plank; 2 ft span, 8d rink shank nails, 3" o.c.	GAFGLAS #75 Base Sheet, Tri-Ply #75 Base Sheet, GAFGLAS #80 Ultima Base Sheet, GAFGLAS Stratavent Nailable Venting Base Sheet, Ruberoid 20 Smooth	32 ga., 1-5/8-inch dia. tin caps with 11 ga. annular ring shank nails	3-inch o.c. at min. 3-inch laps and 3-inch o.c. at five (5), equally spaced, staggered center rows. *Base sheet and tin-caps shall be primed with Matrix 307 Premium Asphalt Primer prior to base ply installation*	(Optional) SBS-TA	Ruberoid HW Plus Granule, Ruberoid HW Plus Granule FR, Ruberoid EnergyCap HW Plus Granule FR	-120.0
SELF-ADHERING BASE PLY:							
W-57.	Min. 19/32-inch plywood or 1-inch wood plank; 2 ft span, 8d common nails 6" o.c.	Liberty SBS Self-Adhering Base/Ply Sheet	32 ga., 1-5/8-inch dia. tin caps with 11 ga. annular ring shank nails	8-inch o.c. at min. 3-inch laps and 8-inch o.c. in three, equally spaced, staggered center rows	(Optional) SBS-SA	SBS-SA, SBS-TA or APP-TA	-45.0
COLD-APPLIED SYSTEMS:							
W-58.	Min. 19/32-inch plywood or 1-inch wood plank; 2 ft span, 8d ring shank nails 6" o.c.	GAFGLAS #75 Base Sheet, Tri-Ply #75 Base Sheet, GAFGLAS #80 Ultima Base Sheet or GAFGLAS Stratavent Nailable Venting Base Sheet	32 ga., 1-5/8-inch dia. tin caps with 11 ga. annular ring shank nails	9-inch o.c. at min. 4-inch laps and 9-inch o.c. in two, equally spaced, staggered center rows	SBS-CA	SBS-CA	-52.5

TABLE 1G: WOOD DECKS - NEW CONSTRUCTION, REROOF (TEAR-OFF) OR RECOVER SYSTEM TYPE E-2: NON-INSULATED, MECHANICALY FASTEDED BASE SHEET, BONDED ROOF COVER							
System No.	Deck (Note 1)	Base Sheet			Roof Cover (Note 15)		MDP (psf)
		Type	Fastener (Note 2, Note 11)	Attachment	Base Ply	Cap Ply	
CONVENTIONAL SYSTEMS:							
W-59.	Min. 19/32-inch plywood or 1-inch wood plank; 2 ft span, 8d ring shank nails 6" o.c.	GAFGLAS #75 Base Sheet, Tri-Ply #75 Base Sheet, GAFGLAS #80 Ultima Base Sheet, GAFGLAS Stratavent Nailable Venting Base Sheet, Ruberoid 20 Smooth	Note 2	12-inch o.c. at 2-inch laps and 12-inch o.c. in two, equally spaced, staggered center rows	BP-AA, SBS-AA	SBS-AA, SBS-TA, SBS-CA, APP-TA	-45.0
W-60.	Min. 19/32-inch plywood or 1-inch wood plank; 2 ft span, 8d ring shank nails 6" o.c.	GAFGLAS #75 Base Sheet, Tri-Ply #75 Base Sheet, GAFGLAS #80 Ultima Base Sheet, GAFGLAS Stratavent Nailable Venting Base Sheet, Ruberoid 20 Smooth	Note 2 (#14 ONLY)	16-inch o.c. at 4-inch laps and 16-inch o.c. in two, equally spaced, staggered center rows	(Optional) BP-AA, SBS-AA	SBS-AA	-52.5
W-61.	Min. 19/32-inch plywood or 1-inch wood plank; 2 ft span, 8d ring shank nails 6" o.c.	GAFGLAS #75 Base Sheet, Tri-Ply #75 Base Sheet, GAFGLAS #80 Ultima Base Sheet, GAFGLAS Stratavent Nailable Venting Base Sheet, Ruberoid 20 Smooth	Note 2	12-inch o.c. at 2-inch laps and 12-inch o.c. in three, equally spaced, staggered center rows	BP-AA, SBS-AA	SBS-AA, SBS-TA, SBS-CA, APP-TA	-60.0
W-62.	Min. 19/32-inch plywood or 1-inch wood plank; 2 ft span, 8d ring shank nails 6" o.c.	GAFGLAS #75 Base Sheet, Tri-Ply #75 Base Sheet, GAFGLAS #80 Ultima Base Sheet, GAFGLAS Stratavent Nailable Venting Base Sheet, Ruberoid 20 Smooth	Note 2 (#14 ONLY)	12-inch o.c. at 4-inch laps and 12-inch o.c. in two, equally spaced, staggered center rows	(Optional) BP-AA, SBS-AA	SBS-AA	-60.0

TABLE 1G: WOOD DECKS - NEW CONSTRUCTION, REROOF (TEAR-OFF) OR RECOVER SYSTEM TYPE E-2: NON-INSULATED, MECHANICALY FASTEDED BASE SHEET, BONDED ROOF COVER							
System No.	Deck (Note 1)	Base Sheet			Roof Cover (Note 15)		MDP (psf)
		Type	Fastener (Note 2, Note 11)	Attachment	Base Ply	Cap Ply	
W-63.	Min. 19/32-inch plywood or 1-inch wood plank; 2 ft span, 8d ring shank nails 6" o.c.	GAFGLAS #80 Ultima Base Sheet, Ruberoid 20 Smooth, Ruberoid Mop Smooth, Ruberoid Mop Smooth 1.5	Note 2	9-inch o.c. at 4-inch laps and 9-inch o.c. in two, equally spaced, staggered center rows	(Optional) SBS-TA	SBS-TA (polyester only)	-60.0
W-64.	Min. 19/32-inch plywood or 1-inch wood plank; 2 ft span, 8d ring shank nails 6" o.c.	GAFGLAS #75 Base Sheet, Tri-Ply #75 Base Sheet, GAFGLAS #80 Ultima Base Sheet, GAFGLAS Stratavent Nailable Venting Base Sheet, Ruberoid 20 Smooth	Note 2 (#14 ONLY)	8-inch o.c. at 4-inch laps and 8-inch o.c. in three, equally spaced, staggered center rows	(Optional) BP-AA, SBS-AA	SBS-AA	-97.5
W-65.	Min. 19/32-inch plywood or 1-inch wood plank; 2 ft span, #8 wood screws 6" o.c.	GAFGLAS #75 Base Sheet, Tri-Ply #75 Base Sheet, #80 Ultima Base Sheet, Ply 4, FlexPly 6 or Stratavent Nailable Venting Base Sheet, Ruberoid 20 Smooth	Note 2	8-inch o.c. at 2-inch laps and 8-inch o.c. in three, equally spaced, staggered center rows	BP-AA, SBS-AA	SBS-AA, SBS-TA, SBS-CA, APP-TA	-105.0
SELF-ADHERING BASE PLY:							
W-66.	Min. 19/32-inch plywood or 1-inch wood plank; 2 ft span, 8d ring shank nails 6" o.c.	Liberty SBS Self-Adhering Base/Ply Sheet	Note 2 (HD Fastener only)	8-inch o.c. at 3-inch laps and 8-inch o.c. in two, equally spaced, staggered center rows	(Optional) SBS-SA	SBS-SA, SBS-TA or APP-TA	-60.0

2023 FBC HVHZ

TABLE 2A: STEEL DECKS - NEW CONSTRUCTION OR REROOF (TEAR-OFF)
SYSTEM TYPE A-1: BONDED INSULATION, BONDED ROOF COVER

System No.	Deck (Note 1)	Base Insulation Layer		Top Insulation Layer		Roof Cover (Note 15)			MDP (psf)
		Type	Attach (Notes 6,7,8)	Type	Attach (Notes 6,7,8)	Base Ply	Ply	Cap Ply	
CONVENTIONAL SYSTEMS:									
SC-1	Min. 22 ga., type B, Grade 40 steel; 6 ft span, 5/8" puddle welds, 6" o.c.	Min. 1.5-inch EnergyGuard Polyiso Insulation	LRF-M or OB500, 6-inch o.c.	Optional additional layer(s) min. 1.5-inch thick EnergyGuard Polyiso Insulation or EnergyGuard Ultra Polyiso Insulation followed by Min. 0.25-inch SECUROCK Gypsum-Fiber Roof Board	LRF-M or OB500	BP-AA, SBS-AA, SBS-TA or APP-TA	(Optional) One or more BP-AA, SBS-AA, SBS-TA or APP-TA	SBS-AA, SBS-TA or APP-TA	-60.0
SELF-ADHERING BASE PLY:									
SC-2	Min. 22 ga., type B, Grade 40 steel; 6 ft span, 5/8" puddle welds, 6" o.c.	Min. 1.5-inch EnergyGuard Polyiso Insulation	LRF-M or OB500, 6-inch o.c.	Optional additional layer(s) min. 1.5-inch thick EnergyGuard Polyiso Insulation or EnergyGuard Ultra Polyiso Insulation followed by Min. 0.25-inch SECUROCK Gypsum-Fiber Roof Board	LRF-M or OB500	SBS-SA	(Optional) SBS-TA, APP-TA	SBS-TA, APP-TA	-60.0

TABLE 2B: STEEL OR STRUCTURAL CONCRETE DECKS - NEW CONSTRUCTION, REROOF (TEAR-OFF) OR RECOVER
SYSTEM TYPE B-1: MECHANICALLY ATTACHED BASE INSULATION, BONDED TOP INSULATION, BONDED ROOF COVER

‡ NOTE: As-tested steel deck performance under TAS 114, Appendix J indicates steel deck at max. 6 ft spans attached with 5/8" diameter puddle welds spaced 6" o.c. may be substituted for #12 HWH Teks 5 screws in the Table 2B assemblies up to a maximum design pressure of -82.5 psf. Note 1.

System No.	Deck‡ (Note 1)	Base Insulation Layer			Top Insulation Layer		Roof Cover (Note 15)			MDP (psf)
		Type	Fasten (Note 2, Note 11)	Attach (Note 17)	Type	Attach (Notes 6,7,8)	Base Ply	Ply	Cap Ply	
CONVENTIONAL SYSTEMS:										
SC-3	Min. 22 ga., type B, Grade 33 steel or min. 2,500 psi structural concrete	Min. 0.625-inch DensDeck Prime	Note 2	1 per 4.0 ft^2	Min. 1.5-inch EnergyGuard followed by min. 0.25-inch DensDeck Prime or SECUROCK Gypsum-Fiber Roof Board	Hot asphalt	APP-TA	(Optional) APP-TA	APP-TA	-45.0*
SC-4	Min. 22 ga., type B, Grade 33 steel or min. 2,500 psi structural concrete	Min. 0.5-inch DensDeck Prime	Note 2	1 per 2.7 ft^2	Min. 1.5-inch EnergyGuard followed by min. 0.25-inch DensDeck Prime or SECUROCK Gypsum-Fiber Roof Board	Hot asphalt	APP-TA	(Optional) APP-TA	APP-TA	-45.0*
SC-5	Min. 22 ga., type B, Grade 33 steel or min. 2,500 psi structural concrete	Min. 1.5-inch EnergyGuard Polyiso Insulation	Note 2	1 per 2.7 ft^2	Optional additional layers, min. 1.5-inch base insulation followed by min. 0.5-inch Structodek High Density Fiberboard Roof Insulation or min. 0.25-inch DensDeck, DensDeck Prime or SECUROCK Gypsum Fiber Roof Board	Hot asphalt	BP-AA, SBS-AA	(Optional) One or more BP-AA, SBS-AA	SBS-AA	-45.0*
SC-6	Min. 22 ga., type B, Grade 33 steel or min. 2,500 psi structural concrete	Min. 1.5-inch EnergyGuard RA	Note 2	1 per 2.0 ft^2	Optional additional layers, min. 1.5-inch base insulation followed by min. 0.5-inch Structodek High Density Fiberboard Roof Insulation or min. 0.25-inch DensDeck, DensDeck Prime or SECUROCK Gypsum Fiber Roof Board	Hot asphalt	BP-AA, SBS-AA	(Optional) One or more BP-AA, SBS-AA	SBS-AA	-45.0*

2023 FBC HVHZ

TABLE 2B: STEEL OR STRUCTURAL CONCRETE DECKS - NEW CONSTRUCTION, REROOF (TEAR-OFF) OR RECOVER
SYSTEM TYPE B-1: MECHANICALLY ATTACHED BASE INSULATION, BONDED TOP INSULATION, BONDED ROOF COVER

‡ NOTE: As-tested steel deck performance under TAS 114, Appendix J indicates steel deck at max. 6 ft spans attached with 5/8" diameter puddle welds spaced 6" o.c. may be substituted for #12 HWH Teks 5 screws in the Table 2B assemblies up to a maximum design pressure of -82.5 psf. Note 1.

System No.	Deck‡ (Note 1)	Base Insulation Layer			Top Insulation Layer		Roof Cover (Note 15)			MDP (psf)
		Type	Fasten (Note 2, Note 11)	Attach (Note 17)	Type	Attach (Notes 6,7,8)	Base Ply	Ply	Cap Ply	
SC-7	Min. 22 ga., type B, Grade 33 steel or min. 2,500 psi structural concrete	Min. 2-inch EnergyGuard Polyiso Insulation, EnergyGuard Ultra, EnergyGuard RA	Note 2	1 per 4.0 ft²	Optional additional layers, min. 1.5-inch base insulation followed by Min. 0.5-inch Structodek High Density Fiberboard Roof Insulation or min. 0.25-inch DensDeck, DensDeck Prime or SECUROCK Gypsum Fiber Roof Board	Hot asphalt	BP-AA, SBS-AA	(Optional) One or more BP-AA, SBS-AA	SBS-AA	-45.0*
SC-8	Min. 22 ga., type B, Grade 50 steel; 6 ft span, 5/8" puddle welds, 6" o.c. or min. 2,500 psi structural concrete	Min. 1.5-inch EnergyGuard Polyiso Insulation or EnergyGuard Ultra	Note 2	1 per 1.8 ft²	Min. 0.5-inch Structodek High Density Fiberboard Roof Insulation or min. 0.25-inch DensDeck Prime or SECUROCK Gypsum-Fiber Roof Board or min. 0.4375-inch DEXcell Cement Roof Board	Hot asphalt	BP-AA, SBS-AA	(Optional) BP-AA, SBS-AA	SBS-AA	-60.0*
SC-9	Min. 22 ga., type B, Grade 50 steel; 6 ft span, 5/8" puddle welds, 6" o.c. or min. 2,500 psi structural concrete	Min. 1.5-inch EnergyGuard Polyiso Insulation or EnergyGuard Ultra	Note 2	1 per 1.8 ft²	Min. 0.25-inch SECUROCK Gypsum-Fiber Roof Board	Hot asphalt	SBS-TA or APP-TA	(Optional) SBS-TA or APP-TA	SBS-TA or APP-TA	-60.0*
SC-10	Min. 22 ga., type B, Grade 33 steel; 6 ft spans; #12 HWH Teks 5 screws at 6" o.c. or min. 2,500 psi structural concrete	Min. 1.5-inch EnergyGuard Polyiso Insulation, EnergyGuard Ultra Polyiso Insulation	Note 2	1 per 1.3 ft²	Optional additional layers base insulation followed by min. 0.5-inch Structodek High Density Fiberboard Roof Insulation or min. 0.25-inch DensDeck Prime or SECUROCK Gypsum-Fiber Roof Board	Hot asphalt	BP-AA or SBS-AA	(Optional) BP-AA, SBS-AA, SBS-TA	SBS-AA, SBS-TA	-60.0
SC-11	Min. 22 ga., type B, Grade 33 steel; 6 ft span, #12 HWH Teks 5 screw 6" o.c. or min. 2,500 psi structural concrete	Min. 2-inch EnergyGuard Polyiso Insulation, EnergyGuard Ultra, EnergyGuard RA	Note 2	1 per 1.6 ft²	Optional additional layer(s) min. 1.5-inch thick EnergyGuard Polyiso Insulation or EnergyGuard Ultra Polyiso Insulation followed by Min. 0.25-inch SECUROCK Gypsum-Fiber Roof Board	Hot asphalt	BP-AA, SBS-AA, SBS-TA or APP-TA	(Optional) One or more BP-AA, SBS-AA, SBS-TA or APP-TA	SBS-AA, SBS-TA or APP-TA	-60.0
SC-12	Min. 22 ga., type B, Grade 33 steel; 6 ft span, #12 HWH Teks 5 screw 6" o.c. or min. 2,500 psi structural concrete	Min. 2-inch EnergyGuard Polyiso Insulation, EnergyGuard Ultra, EnergyGuard RA	Note 2	1 per 1.45 ft²	Min. 0.5-inch Structodek High Density Fiberboard Roof Insulation or min. 0.4375-inch DEXcell Cement Roof Board	Hot asphalt	BP-AA, SBS-AA	(Optional) BP-AA, SBS-AA	SBS-AA or SBS-TA	-67.5
SC-13	Min. 22 ga., Type B, Grade 33 steel; 6 ft span, #12 HWH Teks 5, 6" o.c. or min. 2,500 psi structural concrete	Min. 2-inch EnergyGuard Polyiso Insulation or EnergyGuard Ultra	Note 2	1 per 1.6 ft²	Min. 0.25-inch SECUROCK Gypsum-Fiber Roof Board	Hot Asphalt	SBS-AA or SBS-TA	(Optional) SBS-AA or SBS-TA	SBS-AA or SBS-TA	-75.0
SC-14	Min. 22 ga., Type B, Grade 33 steel; 6 ft span, #12 HWH Teks 5, 6" o.c. or min. 2,500 psi structural concrete	Min. 2-inch EnergyGuard Polyiso Insulation or EnergyGuard Ultra	Note 2	1 per 1.45 ft²	Min. 0.25-inch SECUROCK Gypsum-Fiber Roof Board	Hot Asphalt	SBS-AA or SBS-TA	(Optional) SBS-AA or SBS-TA	SBS-AA or SBS-TA	-82.5

2023 FBC HVHZ

TABLE 2B: STEEL OR STRUCTURAL CONCRETE DECKS - NEW CONSTRUCTION, REROOF (TEAR-OFF) OR RECOVER
SYSTEM TYPE B-1: MECHANICALLY ATTACHED BASE INSULATION, BONDED TOP INSULATION, BONDED ROOF COVER

‡ NOTE: As-tested steel deck performance under TAS 114, Appendix J indicates steel deck at max. 6 ft spans attached with 5/8" diameter puddle welds spaced 6" o.c. may be substituted for #12 HWH Teks 5 screws in the Table 2B assemblies up to a maximum design pressure of -82.5 psf. Note 1.

System No.	Deck‡ (Note 1)	Base Insulation Layer			Top Insulation Layer		Roof Cover (Note 15)			MDP (psf)
		Type	Fasten (Note 2, Note 11)	Attach (Note 17)	Type	Attach (Notes 6,7,8)	Base Ply	Ply	Cap Ply	
SC-15	Min. 22 ga., Type B, Grade 40 or min. 20 ga., Type B, Grade 33 steel; 6 ft span, #12 HWH Teks 5, 6" o.c. or min. 2,500 psi structural concrete	Min. 2-inch EnergyGuard Polyiso Insulation or EnergyGuard Ultra	Note 2	1 per 1.45 ft²	Min. 0.25-inch SECUROCK Gypsum-Fiber Roof Board	Hot Asphalt	SBS-AA or SBS-TA	(Optional) SBS-AA or SBS-TA	SBS-AA or SBS-TA	-90.0
SC-16	Min. 22 ga., Type B, Grade 40 or min. 20 ga., Type B, Grade 33 steel; 6 ft span, two (2) #12 HWH Teks 5, 6" o.c. or min. 2,500 psi structural concrete	Min. 2-inch EnergyGuard Polyiso Insulation or EnergyGuard Ultra	Note 2	1 per 1.0 ft²	Min. 0.25-inch SECUROCK Gypsum-Fiber Roof Board	Hot Asphalt	SBS-AA or SBS-TA	(Optional) SBS-AA or SBS-TA	SBS-AA or SBS-TA	-97.5
SC-17	Min. 22 ga., Type B, Grade 80 steel; 6 ft span, #12 HWH Teks 5, 6" o.c. or min. 2,500 psi structural concrete	Min. 2-inch EnergyGuard Polyiso Insulation or EnergyGuard Ultra	Note 2	1 per 1.0 ft²	Min. 0.25-inch SECUROCK Gypsum-Fiber Roof Board	Hot Asphalt	SBS-AA or SBS-TA	(Optional) SBS-AA or SBS-TA	SBS-AA or SBS-TA	-105.0
SC-18	Min. 22 ga., type B, Grade 33 steel or min. 2,500 psi structural concrete	Min. 1.5-inch EnergyGuard Polyiso Insulation, EnergyGuard Ultra, EnergyGuard RA	Note 2	1 per 2.0 ft²	Optional additional layer(s) min. 1.5-inch thick base insulation followed by Min. 0.25-inch DensDeck, DensDeck Prime or SECUROCK Gypsum-Fiber Roof Board	Hot asphalt or OB500	BP-AA, SBS-AA, SBS-TA or APP-TA	(Optional) One or more BP-AA, SBS-AA, SBS-TA or APP-TA	SBS-AA, SBS-TA or APP-TA	-45.0*
SC-19	Min. 22 ga., type B, Grade 33 steel or min. 2,500 psi structural concrete	Min. 2-inch EnergyGuard Polyiso Insulation, EnergyGuard Ultra, EnergyGuard RA	Note 2	1 per 4.0 ft²	Optional additional layer(s) min. 1.5-inch thick base insulation followed by Min. 0.25-inch DensDeck, DensDeck Prime or SECUROCK Gypsum-Fiber Roof Board	Hot asphalt or OB500	BP-AA, SBS-AA, SBS-TA or APP-TA	(Optional) One or more BP-AA, SBS-AA, SBS-TA or APP-TA	SBS-AA, SBS-TA or APP-TA	-45.0*
SC-20	Min. 22 ga., type B, Grade 33 steel or min. 2,500 psi structural concrete	Min. 1.5-inch EnergyGuard Polyiso Insulation, EnergyGuard Ultra, EnergyGuard RA	Note 2	1 per 2.0 ft²	Optional additional layer(s) min. 1.5-inch thick base insulation followed by Min. 0.5-inch Structodek High Density Fiberboard Roof Insulation	Hot asphalt or OB500	BP-AA, SBS-AA	None	SBS-CA	-45.0*
SC-21	Min. 22 ga., type B, Grade 33 steel or min. 2,500 psi structural concrete	Min. 2-inch EnergyGuard Polyiso Insulation	Note 2	1 per 4.0 ft²	Min. 0.125-inch Sturdy-Dek Asphaltic Cover Board	OB500	SBS-TA or APP-TA	(Optional) SBS-TA or APP-TA	SBS-TA or APP-TA	-45.0*
SC-22	Min. 22 ga., type B, Grade 33 steel or min. 2,500 psi structural concrete	Min. 2-inch EnergyGuard Polyiso Insulation	Note 2	1 per 4.0 ft²	Optional additional layer(s) of min. 1.5-inch x max. 4x4 ft base insulation followed by min. 0.25-inch x max. 4x4 ft DEXcell FA Glass Mat Roof Board	OB500	SBS-TA	(Optional) SBS-TA	SBS-TA	-45.0*

2023 FBC HVHZ

TABLE 2B: STEEL OR STRUCTURAL CONCRETE DECKS - NEW CONSTRUCTION, REROOF (TEAR-OFF) OR RECOVER
SYSTEM TYPE B-1: MECHANICALLY ATTACHED BASE INSULATION, BONDED TOP INSULATION, BONDED ROOF COVER

‡ NOTE: As-tested steel deck performance under TAS 114, Appendix J indicates steel deck at max. 6 ft spans attached with 5/8" diameter puddle welds spaced 6" o.c. may be substituted for #12 HWH Teks 5 screws in the Table 2B assemblies up to a maximum design pressure of -82.5 psf. Note 1.

System No.	Deck‡ (Note 1)	Base Insulation Layer			Top Insulation Layer		Roof Cover (Note 15)			MDP (psf)
		Type	Fasten (Note 2, Note 11)	Attach (Note 17)	Type	Attach (Notes 6,7,8)	Base Ply	Ply	Cap Ply	
SC-23	Min. 22 ga., type B, Grade 50 steel; 6 ft span, 5/8" puddle welds, 6" o.c. or min. 2,500 psi structural concrete	Min. 1.5-inch EnergyGuard Polyiso Insulation or EnergyGuard Ultra	Note 2	1 per 1.8 ft²	Optional additional layer(s) min. 1.5-inch thick EnergyGuard Polyiso Insulation or EnergyGuard Ultra Polyiso Insulation followed by Min. 0.25-inch DensDeck Prime or SECUROCK Gypsum-Fiber Roof Board	OB500	SBS-TA or APP-TA	(Optional) SBS-TA or APP-TA	SBS-TA or APP-TA	-52.5
SC-24	Min. 22 ga., type B, Grade 50 steel; 6 ft span, 5/8" puddle welds, 6" o.c. or min. 2,500 psi structural concrete	Min. 1.5-inch EnergyGuard Polyiso Insulation or EnergyGuard Ultra	Note 2	1 per 1.8 ft²	Optional additional layer(s) min. 1.5-inch thick EnergyGuard Polyiso Insulation or EnergyGuard Ultra Polyiso Insulation followed by Min. 0.25-inch DensDeck Prime or SECUROCK Gypsum-Fiber Roof Board	OB500	BP-AA or SBS-AA	(Optional) BP-AA or SBS-AA	SBS-AA	-52.5
SC-25	Min. 22 ga., type B, Grade 33 steel; 6 ft span, #12 HWH Teks 5 screw 6" o.c. or min. 2,500 psi structural concrete	Min. 2-inch EnergyGuard Polyiso Insulation, EnergyGuard Ultra, EnergyGuard RA	Note 2	1 per 1.6 ft²	Optional additional layer(s) min. 1.5-inch thick EnergyGuard Polyiso Insulation or EnergyGuard Ultra Polyiso Insulation followed by Min. 0.25-inch DensDeck, DensDeck Prime or SECUROCK Gypsum-Fiber Roof Board	OB500	BP-AA, SBS-AA, SBS-TA or APP-TA	(Optional) One or more BP-AA, SBS-AA, SBS-TA or APP-TA	SBS-AA, SBS-TA or APP-TA	-60.0
SC-26	Min. 22 ga., type B, Grade 33 steel; #12 HWH Teks 5 screw 6" o.c.	Min. 2-inch EnergyGuard Polyiso Insulation	Note 2	1 per 1.8 ft²	Min. 0.125-inch Sturdy-Dek Asphaltic Cover Board	OB500	SBS-TA	(Optional) SBS-TA	SBS-TA	-67.5
SC-27	Min. 22 ga., type B, Grade 33 steel or min. 2,500 psi structural concrete	Min. 2-inch EnergyGuard Polyiso Insulation	Note 2	1 per 4.0 ft²	Min. 0.125-inch Sturdy-Dek Asphaltic Cover Board	LRF-M	SBS-TA or APP-TA	(Optional) SBS-TA or APP-TA	SBS-TA or APP-TA	-45.0*
SC-28	Min. 22 ga., type B, Grade 33 steel or min. 2,500 psi structural concrete	Min. 2-inch EnergyGuard Polyiso Insulation	Note 2	1 per 4.0 ft²	Min. 0.125-inch Sturdy-Dek Asphaltic Cover Board	LRF-M Canister	SBS-TA or APP-TA	(Optional) SBS-TA or APP-TA	SBS-TA or APP-TA	-45.0*
SC-29	Min. 22 ga., type B, Grade 33 steel or min. 2,500 psi structural concrete	Min. 1.5-inch EnergyGuard Polyiso Insulation, EnergyGuard Ultra, EnergyGuard RA	Note 2	1 per 2.0 ft²	Optional additional layer(s) min. 1.5-inch thick base insulation followed by Min. 0.25-inch DensDeck Prime or SECUROCK Gypsum-Fiber Roof Board	LRF-XF	BP-AA, SBS-AA, SBS-TA or APP-TA	(Optional) One or more BP-AA, SBS-AA, SBS-TA or APP-TA	SBS-AA, SBS-TA or APP-TA	-45.0*
SC-30	Min. 22 ga., type B, Grade 33 steel or min. 2,500 psi structural concrete	Min. 2-inch EnergyGuard Polyiso Insulation, EnergyGuard Ultra, EnergyGuard RA	Note 2	1 per 4.0 ft²	Optional additional layer(s) min. 1.5-inch thick base insulation followed by Min. 0.25-inch DensDeck Prime or SECUROCK Gypsum-Fiber Roof Board	LRF-XF	BP-AA, SBS-AA, SBS-TA or APP-TA	(Optional) One or more BP-AA, SBS-AA, SBS-TA or APP-TA	SBS-AA, SBS-TA or APP-TA	-45.0*

2023 FBC HVHZ

TABLE 2B: STEEL OR STRUCTURAL CONCRETE DECKS - NEW CONSTRUCTION, REROOF (TEAR-OFF) OR RECOVER
SYSTEM TYPE B-1: MECHANICALLY ATTACHED BASE INSULATION, BONDED TOP INSULATION, BONDED ROOF COVER

‡ NOTE: As-tested steel deck performance under TAS 114, Appendix J indicates steel deck at max. 6 ft spans attached with 5/8" diameter puddle welds spaced 6" o.c. may be substituted for #12 HWH Teks 5 screws in the Table 2B assemblies up to a maximum design pressure of -82.5 psf. Note 1.

System No.	Deck‡ (Note 1)	Base Insulation Layer			Top Insulation Layer		Roof Cover (Note 15)			MDP (psf)
		Type	Fasten (Note 2, Note 11)	Attach (Note 17)	Type	Attach (Notes 6,7,8)	Base Ply	Ply	Cap Ply	
SC-31	Min. 22 ga., type B, Grade 33 steel or min. 2,500 psi structural concrete	Min. 2-inch EnergyGuard Polyiso Insulation	Note 2	1 per 4.0 ft^2	Min. 0.125-inch Sturdy-Dek Asphaltic Cover Board	LRF-XF	SBS-TA or APP-TA	(Optional) SBS-TA or APP-TA	SBS-TA or APP-TA	-45.0*
SC-32	Min. 22 ga., type B, Grade 50 steel; 6 ft span, 5/8" puddle welds, 6" o.c. or min. 2,500 psi structural concrete	Min. 1.5-inch EnergyGuard Polyiso Insulation or EnergyGuard Ultra	Note 2	1 per 1.8 ft^2	Optional additional layer(s) min. 1.5-inch thick EnergyGuard Polyiso Insulation or EnergyGuard Ultra Polyiso Insulation followed by Min. 0.25-inch DensDeck Prime or SECUROCK Gypsum-Fiber Roof Board	LRF-XF	SBS-TA or APP-TA	(Optional) SBS-TA or APP-TA	SBS-TA or APP-TA	-52.5
SC-33	Min. 22 ga., type B, Grade 50 steel; 6 ft span, 5/8" puddle welds, 6" o.c. or min. 2,500 psi structural concrete	Min. 1.5-inch EnergyGuard Polyiso Insulation or EnergyGuard Ultra	Note 2	1 per 1.8 ft^2	Optional additional layer(s) min. 1.5-inch thick EnergyGuard Polyiso Insulation or EnergyGuard Ultra Polyiso Insulation followed by Min. 0.25-inch DensDeck Prime or SECUROCK Gypsum-Fiber Roof Board	LRF-XF	BP-AA or SBS-AA	(Optional) BP-AA or SBS-AA	SBS-AA	-52.5
SC-34	Min. 22 ga., type B, Grade 33 steel; 6 ft span, #12 HWH Teks 5 screw 6" o.c. or min. 2,500 psi structural concrete	Min. 2-inch EnergyGuard Polyiso Insulation, EnergyGuard Ultra, EnergyGuard RA	Note 2	1 per 1.6 ft^2	Optional additional layer(s) min. 1.5-inch thick EnergyGuard Polyiso Insulation or EnergyGuard Ultra Polyiso Insulation followed by Min. 0.25-inch SECUROCK Gypsum-Fiber Roof Board	LRF-XF	BP-AA, SBS-AA, SBS-TA or APP-TA	(Optional) One or more BP-AA, SBS-AA, SBS-TA or APP-TA	SBS-AA, SBS-TA or APP-TA	-60.0
SELF-ADHERING BASE PLY:										
SC-35	Min. 22 ga., type B, Grade 33 steel or min. 2,500 psi structural concrete	Min. 1.5-inch EnergyGuard Polyiso Insulation	Note 2	1 per 2.0 ft^2	Additional layer(s), min. 0.5-inch thick base insulation	OB500, LRF-M, M-OSFA	SBS-SA	(Optional) SBS-TA, APP-TA	SBS-TA, APP-TA	-45.0*
SC-36	Min. 22 ga., type B, Grade 33 steel or min. 2,500 psi structural concrete	Min. 2-inch EnergyGuard Polyiso Insulation	Note 2	1 per 2.9 ft^2	Additional layer(s), min. 0.5-inch thick base insulation	OB500, LRF-M, M-OSFA	SBS-SA	(Optional) SBS-TA, APP-TA	SBS-TA, APP-TA	-45.0*
SC-37	Min. 22 ga., type B, Grade 33 steel or min. 2,500 psi structural concrete	Min. 2-inch EnergyGuard Polyiso Insulation, EnergyGuard Ultra	Note 2	1 per 4.0 ft^2	Additional layer(s), min. 1.5-inch thick base insulation	OB500, LRF-M, M-OSFA	SBS-SA	(Optional) SBS-TA, APP-TA	SBS-TA, APP-TA	-45.0*
SC-38	Min. 22 ga., type B, Grade 33 steel or min. 2,500 psi structural concrete	Min. 1.5-inch EnergyGuard Polyiso Insulation, EnergyGuard Ultra, EnergyGuard RA	Note 2	1 per 2.0 ft^2	Optional additional layer(s) min. 1.5-inch thick base insulation followed by Min. 0.25-inch DensDeck Prime or SECUROCK Gypsum-Fiber Roof Board	OB500	SBS-SA	(Optional) SBS-TA, APP-TA	SBS-TA, APP-TA	-45.0*

2023 FBC HVHZ

TABLE 2B: STEEL OR STRUCTURAL CONCRETE DECKS - NEW CONSTRUCTION, REROOF (TEAR-OFF) OR RECOVER
SYSTEM TYPE B-1: MECHANICALLY ATTACHED BASE INSULATION, BONDED TOP INSULATION, BONDED ROOF COVER

‡ NOTE: As-tested steel deck performance under TAS 114, Appendix J indicates steel deck at max. 6 ft spans attached with 5/8" diameter puddle welds spaced 6" o.c. may be substituted for #12 HWH Teks 5 screws in the Table 2B assemblies up to a maximum design pressure of -82.5 psf. Note 1.

System No.	Deck‡ (Note 1)	Base Insulation Layer			Top Insulation Layer		Roof Cover (Note 15)			MDP (psf)
		Type	Fasten (Note 2, Note 11)	Attach (Note 17)	Type	Attach (Notes 6,7,8)	Base Ply	Ply	Cap Ply	
SC-39	Min. 22 ga., type B, Grade 33 steel or min. 2,500 psi structural concrete	Min. 1.5-inch EnergyGuard Polyiso Insulation, EnergyGuard Ultra	Note 2	1 per 2.0 ft^2	Optional additional layer(s) min. 0.5-inch thick base insulation followed by Min. 0.25-inch DensDeck Prime or SECUROCK Gypsum-Fiber Roof Board	OB500, LRF-M, M-OSFA	SBS-SA	(Optional) SBS-TA, APP-TA	SBS-TA, APP-TA	-45.0*
SC-40	Min. 22 ga., type B, Grade 33 steel or min. 2,500 psi structural concrete	Min. 2-inch EnergyGuard Polyiso Insulation, EnergyGuard Ultra	Note 2	1 per 2.9 ft^2	Optional additional layer(s) min. 0.5-inch thick base insulation followed by Min. 0.25-inch DensDeck Prime or SECUROCK Gypsum-Fiber Roof Board	OB500, LRF-M, M-OSFA	SBS-SA	(Optional) SBS-TA, APP-TA	SBS-TA, APP-TA	-45.0*
SC-41	Min. 22 ga., type B, Grade 33 steel or min. 2,500 psi structural concrete	Min. 2-inch EnergyGuard RA	Note 2	1 per 4.0 ft^2	Optional additional layer(s) min. 1.5-inch thick base insulation followed by Min. 0.25-inch SECUROCK Gypsum-Fiber Roof Board	OB500	SBS-SA	(Optional) SBS-SA	SBS-SA	-45.0*
SC-42	Min. 22 ga., type B, Grade 33 steel or min. 2,500 psi structural concrete	Min. 2-inch EnergyGuard RA	Note 2	1 per 4.0 ft^2	Optional additional layer(s) min. 1.5-inch thick base insulation followed by Min. 0.25-inch DensDeck Prime or SECUROCK Gypsum-Fiber Roof Board	OB500	SBS-SA	(Optional) SBS-TA, APP-TA	SBS-TA, APP-TA	-45.0*
SC-43	Min. 22 ga., type B, Grade 33 steel or min. 2,500 psi structural concrete	Min. 2-inch EnergyGuard Polyiso Insulation, EnergyGuard Ultra	Note 2	1 per 4.0 ft^2	Optional additional layer(s) min. 0.5-inch thick base insulation followed by Min. 0.25-inch DensDeck Prime or SECUROCK Gypsum-Fiber Roof Board	OB500, LRF-M, M-OSFA	SBS-SA	(Optional) SBS-TA, APP-TA	SBS-TA, APP-TA	-45.0*
SC-44	Min. 22 ga., type B, Grade 50 steel; 6 ft span, 5/8" puddle welds, 6" o.c. or min. 2,500 psi structural concrete	Min. 1.5-inch EnergyGuard Polyiso Insulation or EnergyGuard Ultra	Note 2	1 per 1.8 ft^2	Optional additional layer(s) min. 1.5-inch thick EnergyGuard Polyiso Insulation or EnergyGuard Ultra Polyiso Insulation followed by Min. 0.25-inch DensDeck Prime or SECUROCK Gypsum-Fiber Roof Board	OB500	SBS-SA	(Optional) SBS-TA	SBS-TA	-52.5
SC-45	Min. 22 ga., type B, Grade 50 steel; 6 ft span, 5/8" puddle welds, 6" o.c. or min. 2,500 psi structural concrete	Min. 1.5-inch EnergyGuard Polyiso Insulation or EnergyGuard Ultra	Note 2	1 per 1.8 ft^2	Optional additional layer(s) min. 1.5-inch thick EnergyGuard Polyiso Insulation or EnergyGuard Ultra Polyiso Insulation followed by Min. 0.5-inch EnergyGuard HD Polyiso Cover Board, EnergyGuard HD Plus Polyiso Cover Board	OB500	SBS-SA	(Optional) SBS-TA	SBS-TA	-60.0
SC-46	Min. 22 ga., type B, Grade 33 steel; 6 ft span, #12 HWH Teks 5 screw 6" o.c. or min. 2,500 psi structural concrete	Min. 2-inch EnergyGuard Polyiso Insulation, EnergyGuard Ultra, EnergyGuard RA	Note 2	1 per 1.6 ft^2	Optional additional layer(s) min. 1.5-inch thick EnergyGuard Polyiso Insulation or EnergyGuard Ultra Polyiso Insulation followed by Min. 0.25-inch SECUROCK Gypsum-Fiber Roof Board	OB500	SBS-SA	(Optional) SBS-TA, APP-TA	SBS-TA, APP-TA	-60.0

2023 FBC HVHZ

TABLE 2B: STEEL OR STRUCTURAL CONCRETE DECKS - NEW CONSTRUCTION, REROOF (TEAR-OFF) OR RECOVER
SYSTEM TYPE B-1: MECHANICALLY ATTACHED BASE INSULATION, BONDED TOP INSULATION, BONDED ROOF COVER

‡ NOTE: As-tested steel deck performance under TAS 114, Appendix J indicates steel deck at max. 6 ft spans attached with 5/8" diameter puddle welds spaced 6" o.c. may be substituted for #12 HWH Teks 5 screws in the Table 2B assemblies up to a maximum design pressure of -82.5 psf. Note 1.

System No.	Deck‡ (Note 1)	Base Insulation Layer			Top Insulation Layer		Roof Cover (Note 15)			MDP (psf)
		Type	Fasten (Note 2, Note 11)	Attach (Note 17)	Type	Attach (Notes 6,7,8)	Base Ply	Ply	Cap Ply	
SC-47	Min. 22 ga., type B, Grade 33 steel or min. 2,500 psi structural concrete	Min. 2-inch EnergyGuard Polyiso Insulation, EnergyGuard Ultra, EnergyGuard RA	Note 2	1 per 4.0 ft²	Optional additional layer(s) min. 1.5-inch thick base insulation followed by Min. 0.25-inch SECUROCK Gypsum-Fiber Roof Board	Hot asphalt	SBS-SA	(Optional) SBS-SA	SBS-SA	-45.0*
SC-48	Min. 22 ga., type B, Grade 33 steel or min. 2,500 psi structural concrete	Min. 1.5-inch EnergyGuard Polyiso Insulation, EnergyGuard Ultra, EnergyGuard RA	Note 2	1 per 2.0 ft²	Optional additional layer(s) min. 1.5-inch thick base insulation followed by Min. 0.25-inch DensDeck Prime or SECUROCK Gypsum-Fiber Roof Board	Hot asphalt	SBS-SA	(Optional) SBS-TA, APP-TA	SBS-TA, APP-TA	-45.0*
SC-49	Min. 22 ga., type B, Grade 33 steel or min. 2,500 psi structural concrete	Min. 2-inch EnergyGuard Polyiso Insulation, EnergyGuard Ultra, EnergyGuard RA	Note 2	1 per 4.0 ft²	Optional additional layer(s) min. 1.5-inch thick base insulation followed by Min. 0.25-inch DensDeck Prime or SECUROCK Gypsum-Fiber Roof Board	Hot asphalt	SBS-SA	(Optional) SBS-TA, APP-TA	SBS-TA, APP-TA	-45.0*
SC-50	Min. 22 ga., type B, Grade 33 steel; 6 ft span, #12 HWH Teks 5 screw 6" o.c. or min. 2,500 psi structural concrete	Min. 2-inch EnergyGuard Polyiso Insulation, EnergyGuard Ultra, EnergyGuard RA	Note 2	1 per 1.6 ft²	Optional additional layer(s) min. 1.5-inch thick EnergyGuard Polyiso Insulation or EnergyGuard Ultra Polyiso Insulation followed by Min. 0.25-inch SECUROCK Gypsum-Fiber Roof Board	Hot asphalt	SBS-SA	(Optional) SBS-TA, APP-TA	SBS-TA, APP-TA	-60.0
SC-51	Min. 22 ga., type B, Grade 33 steel or min. 2,500 psi structural concrete	Min. 1.5-inch EnergyGuard Polyiso Insulation, EnergyGuard Ultra	Note 2	1 per 2.0 ft²	Additional layer(s), min. 0.5-inch thick base insulation	LRF-XF	SBS-SA	(Optional) SBS-TA, APP-TA	SBS-TA, APP-TA	-45.0*
SC-52	Min. 22 ga., type B, Grade 33 steel or min. 2,500 psi structural concrete	Min. 2-inch EnergyGuard Polyiso Insulation, EnergyGuard Ultra	Note 2	1 per 2.9 ft²	Additional layer(s), min. 0.5-inch thick base insulation	LRF-XF	SBS-SA	(Optional) SBS-TA, APP-TA	SBS-TA, APP-TA	-45.0*
SC-53	Min. 22 ga., type B, Grade 33 steel or min. 2,500 psi structural concrete	Min. 2-inch EnergyGuard Polyiso Insulation, EnergyGuard Ultra	Note 2	1 per 4.0 ft²	Additional layer(s), min. 1.5-inch thick base insulation	LRF-XF	SBS-SA	(Optional) SBS-TA, APP-TA	SBS-TA, APP-TA	-45.0*
SC-54	Min. 22 ga., type B, Grade 33 steel or min. 2,500 psi structural concrete	Min. 1.5-inch EnergyGuard RA	Note 2	1 per 2.0 ft²	Optional additional layer(s) min. 1.5-inch thick base insulation followed by Min. 0.25-inch DensDeck Prime or SECUROCK Gypsum-Fiber Roof Board	LRF-XF	SBS-SA	(Optional) SBS-TA, APP-TA	SBS-TA, APP-TA	-45.0*

2023 FBC HVHZ

TABLE 2B: STEEL OR STRUCTURAL CONCRETE DECKS - NEW CONSTRUCTION, REROOF (TEAR-OFF) OR RECOVER
SYSTEM TYPE B-1: MECHANICALLY ATTACHED BASE INSULATION, BONDED TOP INSULATION, BONDED ROOF COVER

‡ NOTE: As-tested steel deck performance under TAS 114, Appendix J indicates steel deck at max. 6 ft spans attached with 5/8" diameter puddle welds spaced 6" o.c. may be substituted for #12 HWH Teks 5 screws in the Table 2B assemblies up to a maximum design pressure of -82.5 psf. Note 1.

System No.	Deck‡ (Note 1)	Base Insulation Layer			Top Insulation Layer		Roof Cover (Note 15)			MDP (psf)
		Type	Fasten (Note 2, Note 11)	Attach (Note 17)	Type	Attach (Notes 6,7,8)	Base Ply	Ply	Cap Ply	
SC-55	Min. 22 ga., type B, Grade 33 steel or min. 2,500 psi structural concrete	Min. 1.5-inch EnergyGuard Polyiso Insulation, EnergyGuard Ultra	Note 2	1 per 2.0 ft²	Optional additional layer(s) min. 0.5-inch thick base insulation followed by Min. 0.25-inch DensDeck Prime or SECUROCK Gypsum-Fiber Roof Board	LRF-XF	SBS-SA	(Optional) SBS-TA, APP-TA	SBS-TA, APP-TA	-45.0*
SC-56	Min. 22 ga., type B, Grade 33 steel or min. 2,500 psi structural concrete	Min. 2-inch EnergyGuard Polyiso Insulation, EnergyGuard Ultra	Note 2	1 per 2.9 ft²	Optional additional layer(s) min. 0.5-inch thick base insulation followed by Min. 0.25-inch DensDeck Prime or SECUROCK Gypsum-Fiber Roof Board	LRF-XF	SBS-SA	(Optional) SBS-TA, APP-TA	SBS-TA, APP-TA	-45.0*
SC-57	Min. 22 ga., type B, Grade 33 steel or min. 2,500 psi structural concrete	Min. 2-inch EnergyGuard RA	Note 2	1 per 4.0 ft²	Optional additional layer(s) min. 1.5-inch thick base insulation followed by Min. 0.25-inch SECUROCK Gypsum-Fiber Roof Board	LRF-XF	SBS-SA	(Optional) SBS-SA	SBS-SA	-45.0*
SC-58	Min. 22 ga., type B, Grade 33 steel or min. 2,500 psi structural concrete	Min. 2-inch EnergyGuard RA	Note 2	1 per 4.0 ft²	Optional additional layer(s) min. 1.5-inch thick base insulation followed by Min. 0.25-inch DensDeck Prime or SECUROCK Gypsum-Fiber Roof Board	LRF-XF	SBS-SA	(Optional) SBS-TA, APP-TA	SBS-TA, APP-TA	-45.0*
SC-59	Min. 22 ga., type B, Grade 33 steel or min. 2,500 psi structural concrete	Min. 2-inch EnergyGuard Polyiso Insulation, EnergyGuard Ultra	Note 2	1 per 4.0 ft²	Optional additional layer(s) min. 0.5-inch thick base insulation followed by Min. 0.25-inch DensDeck Prime or SECUROCK Gypsum-Fiber Roof Board	LRF-XF	SBS-SA	(Optional) SBS-TA, APP-TA	SBS-TA, APP-TA	-45.0*
SC-60	Min. 22 ga., type B, Grade 50 steel; 6 ft span, 5/8" puddle welds, 6" o.c. or min. 2,500 psi structural concrete	Min. 1.5-inch EnergyGuard Polyiso Insulation or EnergyGuard Ultra	Note 2	1 per 1.8 ft²	Optional additional layer(s) min. 1.5-inch thick EnergyGuard Polyiso Insulation or EnergyGuard Ultra Polyiso Insulation followed by Min. 0.25-inch DensDeck Prime or SECUROCK Gypsum-Fiber Roof Board	LRF-XF	SBS-SA	(Optional) SBS-TA	SBS-TA	-52.5
SC-61	Min. 22 ga., type B, Grade 33 steel; 6 ft span, #12 HWH Teks 5 screw 6" o.c. or min. 2,500 psi structural concrete	Min. 2-inch EnergyGuard Polyiso Insulation, EnergyGuard Ultra, EnergyGuard RA	Note 2	1 per 1.6 ft²	Optional additional layer(s) min. 1.5-inch thick EnergyGuard Polyiso Insulation or EnergyGuard Ultra Polyiso Insulation followed by Min. 0.25-inch SECUROCK Gypsum-Fiber Roof Board	LRF-XF	SBS-SA	(Optional) SBS-TA, APP-TA	SBS-TA, APP-TA	-60.0
VENTING SYSTEMS:										
SC-62	Min. 22 ga., type B, Grade 33 steel or min. 2,500 psi structural concrete	Min. 1.5-inch EnergyGuard Polyiso Insulation	Note 2	1 per 4.0 ft²	Additional layer(s) of base insulation	Hot asphalt	BP-LL	(Optional) One or more BP-AA, SBS-AA	SBS-AA	-45.0*
COLD-APPLIED SYSTEMS:										

2023 FBC HVHZ

TABLE 2B: STEEL OR STRUCTURAL CONCRETE DECKS - NEW CONSTRUCTION, REROOF (TEAR-OFF) OR RECOVER
SYSTEM TYPE B-1: MECHANICALLY ATTACHED BASE INSULATION, BONDED TOP INSULATION, BONDED ROOF COVER

‡ NOTE: As-tested steel deck performance under TAS 114, Appendix J indicates steel deck at max. 6 ft spans attached with 5/8" diameter puddle welds spaced 6" o.c. may be substituted for #12 HWH Teks 5 screws in the Table 2B assemblies up to a maximum design pressure of -82.5 psf. Note 1.

System No.	Deck‡ (Note 1)	Base Insulation Layer			Top Insulation Layer		Roof Cover (Note 15)			MDP (psf)
		Type	Fasten (Note 2, Note 11)	Attach (Note 17)	Type	Attach (Notes 6,7,8)	Base Ply	Ply	Cap Ply	
SC-63	Min. 22 ga., type B, Grade 33 steel or min. 2,500 psi structural concrete	Min. 1.5-inch EnergyGuard Polyiso Insulation, EnergyGuard Ultra, EnergyGuard RA	Note 2	1 per 2.0 ft²	Optional additional layer(s) min. 1.5-inch thick base insulation followed by Min. 0.25-inch DensDeck Prime or SECUROCK Gypsum-Fiber Roof Board	OB500	SBS-CA1	(Optional) SBS-CA1	SBS-CA1	-45.0*
SC-64	Min. 22 ga., type B, Grade 33 steel or min. 2,500 psi structural concrete	Min. 2-inch EnergyGuard Polyiso Insulation, EnergyGuard Ultra, EnergyGuard RA	Note 2	1 per 4.0 ft²	Optional additional layer(s) min. 1.5-inch thick base insulation followed by Min. 0.25-inch DensDeck Prime or SECUROCK Gypsum-Fiber Roof Board	OB500	SBS-CA1	(Optional) SBS-CA1	SBS-CA1	-45.0*
SC-65	Min. 22 ga., type B, Grade 33 steel or min. 2,500 psi structural concrete	Min. 2-inch EnergyGuard Polyiso Insulation	Note 2	1 per 4.0 ft²	Min. 0.125-inch Sturdy-Dek Asphaltic Cover Board	OB500	SBS-CA1	(Optional) SBS-CA1	SBS-CA1	-45.0*
SC-66	Min. 22 ga., type B, Grade 50 steel; 6 ft span, 5/8" puddle welds, 6" o.c. or min. 2,500 psi structural concrete	Min. 1.5-inch EnergyGuard Polyiso Insulation or EnergyGuard Ultra	Note 2	1 per 1.8 ft²	Optional additional layer(s) min. 1.5-inch thick EnergyGuard Polyiso Insulation or EnergyGuard Ultra Polyiso Insulation followed by Min. 0.25-inch DensDeck Prime or SECUROCK Gypsum-Fiber Roof Board	OB500	SBS-CA1	(Optional) SBS-CA1	SBS-CA1	-52.5
SC-67	Min. 22 ga., type B, Grade 33 steel; #12 HWH Teks 5 screw 6" o.c.	Min. 2-inch EnergyGuard Polyiso Insulation	Note 2	1 per 1.8 ft²	Min. 0.125-inch Sturdy-Dek Asphaltic Cover Board	OB500	SBS-CA1	(Optional) SBS-CA1	SBS-CA1	-67.5
SC-68	Min. 22 ga., type B, Grade 33 steel; 6 ft span, 5/8" puddle welds 6" o.c.	Min. 2-inch EnergyGuard Polyiso Insulation or EnergyGuard Ultra Polyiso Insulation	Note 2	1 per 1.8 ft²	Optional layers of min. 1.5-inch x max. 4x4 ft base insulation followed by min. 0.25-inch x max. 4x4 ft DensDeck Prime, DEXcell FA Glass Mat Roof Board or SECUROCK Gypsum-Fiber Roof Board or min. 0.5-inch x max. 4x4 ft EnergyGuard HD Polyiso Cover Board	OB500	SBS-CA2	None	SBS-CA2	-60.0
SC-69	Min. 22 ga., type B, Grade 40 steel; 6 ft span, #12-24 HWH screw 6" o.c. or min. 2,500 psi structural concrete	Min. 2-inch EnergyGuard Polyiso Insulation or EnergyGuard Ultra Polyiso Insulation	Note 2	1 per 1.45 ft²	Min. 0.5-inch DEXcell FA Glass at Roof Board or SECUROCK Gypsum-Fiber Roof Board	OB500, 6-inch o.c.	SBS-CA2	None	SBS-CA2	-82.5
SC-70	Min. 22 ga., type B, Grade 33 steel or min. 2,500 psi structural concrete	Min. 2-inch EnergyGuard Polyiso Insulation	Note 2	1 per 4.0 ft²	Min. 0.125-inch Sturdy-Dek Asphaltic Cover Board	LRF-M	SBS-CA1	(Optional) SBS-CA1	SBS-CA1	-45.0*

2023 FBC HVHZ

TABLE 2B: STEEL OR STRUCTURAL CONCRETE DECKS - NEW CONSTRUCTION, REROOF (TEAR-OFF) OR RECOVER
SYSTEM TYPE B-1: MECHANICALLY ATTACHED BASE INSULATION, BONDED TOP INSULATION, BONDED ROOF COVER

‡ NOTE: As-tested steel deck performance under TAS 114, Appendix J indicates steel deck at max. 6 ft spans attached with 5/8" diameter puddle welds spaced 6" o.c. may be substituted for #12 HWH Teks 5 screws in the Table 2B assemblies up to a maximum design pressure of -82.5 psf. Note 1.

System No.	Deck‡ (Note 1)	Base Insulation Layer			Top Insulation Layer		Roof Cover (Note 15)			MDP (psf)
		Type	Fasten (Note 2, Note 11)	Attach (Note 17)	Type	Attach (Notes 6,7,8)	Base Ply	Ply	Cap Ply	
SC-71	Min. 22 ga., type B, Grade 33 steel; 6 ft span, 5/8" puddle welds 6" o.c.	Min. 2-inch EnergyGuard Polyiso Insulation or EnergyGuard Ultra Polyiso Insulation	Note 2	1 per 1.8 ft²	Optional layers of min. 1.5-inch x max. 4x4 ft base insulation followed by min. 0.25-inch x max. 4x4 ft DEXcell FA Glass Mat Roof Board or SECUROCK Gypsum-Fiber Roof Board or min. 0.5-inch x max. 4x4 ft EnergyGuard HD Polyiso Cover Board	LRF-M	SBS-CA2	None	SBS-CA2	-60.0
SC-72	Min. 22 ga., type B, Grade 40 steel; 6 ft span, #12-24 HWH screw 6" o.c. or min. 2,500 psi structural concrete	Min. 2-inch EnergyGuard Polyiso Insulation or EnergyGuard Ultra Polyiso Insulation	Note 2	1 per 1.45 ft²	Min. 0.5-inch DEXcell FA Glass at Roof Board or SECUROCK Gypsum-Fiber Roof Board	LRF-M, 6-inch o.c.	SBS-CA2	None	SBS-CA2	-82.5
SC-73	Min. 22 ga., type B, Grade 33 steel or min. 2,500 psi structural concrete	Min. 2-inch EnergyGuard Polyiso Insulation	Note 2	1 per 4.0 ft²	Min. 0.125-inch Sturdy-Dek Asphaltic Cover Board	LRF-M Canister	SBS-CA1	(Optional) SBS-CA1	SBS-CA1	-45.0*
SC-74	Min. 22 ga., type B, Grade 33 steel or min. 2,500 psi structural concrete	Min. 1.5-inch EnergyGuard Polyiso Insulation, EnergyGuard Ultra, EnergyGuard RA	Note 2	1 per 2.0 ft²	Optional additional layer(s) min. 1.5-inch thick base insulation followed by Min. 0.25-inch DensDeck Prime or SECUROCK Gypsum-Fiber Roof Board	LRF-XF	SBS-CA1	(Optional) SBS-CA1	SBS-CA1	-45.0*
SC-75	Min. 22 ga., type B, Grade 33 steel or min. 2,500 psi structural concrete	Min. 2-inch EnergyGuard Polyiso Insulation, EnergyGuard Ultra, EnergyGuard RA	Note 2	1 per 4.0 ft²	Optional additional layer(s) min. 1.5-inch thick base insulation followed by Min. 0.25-inch DensDeck Prime or SECUROCK Gypsum-Fiber Roof Board	LRF-XF	SBS-CA1	(Optional) SBS-CA1	SBS-CA1	-45.0*
SC-76	Min. 22 ga., type B, Grade 33 steel or min. 2,500 psi structural concrete	Min. 2-inch EnergyGuard Polyiso Insulation	Note 2	1 per 4.0 ft²	Min. 0.125-inch Sturdy-Dek Asphaltic Cover Board	LRF-XF	SBS-CA1	(Optional) SBS-CA1	SBS-CA1	-45.0*
SC-77	Min. 22 ga., type B, Grade 50 steel; 6 ft span, 5/8" puddle welds, 6" o.c. or min. 2,500 psi structural concrete	Min. 1.5-inch EnergyGuard Polyiso Insulation or EnergyGuard Ultra	Note 2	1 per 1.8 ft²	Optional additional layer(s) min. 1.5-inch thick EnergyGuard Polyiso Insulation or EnergyGuard Ultra Polyiso Insulation followed by Min. 0.25-inch DensDeck Prime or SECUROCK Gypsum-Fiber Roof Board	LRF-XF	SBS-CA1	(Optional) SBS-CA1	SBS-CA1	-52.5
SC-78	Min. 22 ga., type B, Grade 33 steel; 6 ft span, 5/8" puddle welds 6" o.c.	Min. 2-inch EnergyGuard Polyiso Insulation or EnergyGuard Ultra Polyiso Insulation	Note 2	1 per 1.8 ft²	Optional layers of min. 1.5-inch x max. 4x4 ft base insulation followed by min. 0.25-inch x max. 4x4 ft DensDeck Prime, DEXcell FA Glass Mat Roof Board or SECUROCK Gypsum-Fiber Roof Board or min. 0.5-inch x max. 4x4 ft EnergyGuard HD Polyiso Cover Board	LRF-XF	SBS-CA2	None	SBS-CA2	-60.0

2023 FBC HVHZ

TABLE 2B: STEEL OR STRUCTURAL CONCRETE DECKS - NEW CONSTRUCTION, REROOF (TEAR-OFF) OR RECOVER
SYSTEM TYPE B-1: MECHANICALLY ATTACHED BASE INSULATION, BONDED TOP INSULATION, BONDED ROOF COVER

‡ NOTE: As-tested steel deck performance under TAS 114, Appendix J indicates steel deck at max. 6 ft spans attached with 5/8" diameter puddle welds spaced 6" o.c. may be substituted for #12 HWH Teks 5 screws in the Table 2B assemblies up to a maximum design pressure of -82.5 psf. Note 1.

System No.	Deck‡ (Note 1)	Base Insulation Layer			Top Insulation Layer		Roof Cover (Note 15)			MDP (psf)
		Type	Fasten (Note 2, Note 11)	Attach (Note 17)	Type	Attach (Notes 6,7,8)	Base Ply	Ply	Cap Ply	
HYBRID HOT/COLD-APPLIED SYSTEMS:										
SC-79	Min. 22 ga., type B, Grade 33 steel or min. 2,500 psi structural concrete	Min. 1.5-inch EnergyGuard Polyiso Insulation	Note 2	1 per 2.7 ft²	Optional additional layers base insulation followed by min. 0.5-inch Structodek High Density Fiberboard Roof Insulation or min. 0.4375-inch DEXcell Cement Roof Board	Hot asphalt	BP-AA or SBS-AA	(Optional) BP-AA or SBS-AA	SBS-CA1	-45.0*
SC-80	Min. 22 ga., type B, Grade 33 steel or min. 2,500 psi structural concrete	Min. 1.5-inch EnergyGuard Polyiso Insulation	Note 2	1 per 3.2 ft²	Optional additional layers base insulation followed by min. 0.25-inch DensDeck Prime or SECUROCK Gypsum-Fiber Roof Board	Hot asphalt	BP-AA or SBS-AA	(Optional) BP-AA or SBS-AA	SBS-CA1	-45.0*
SC-81	Min. 22 ga., type B, Grade 33 steel or min. 2,500 psi structural concrete	Min. 1.5-inch EnergyGuard Polyiso Insulation	Note 2	1 per 4.0 ft²	Optional additional layers base insulation followed by min. 0.5-inch Structodek High Density Fiberboard Roof Insulation or min. 0.25-inch DensDeck Prime or SECUROCK Gypsum-Fiber Roof Board	Hot asphalt	BP-AA or SBS-AA	(Optional) BP-AA or SBS-AA	SBS-CA1	-45.0*
SC-82	Min. 22 ga., type B, Grade 33 steel or min. 2,500 psi structural concrete	Min. 2-inch EnergyGuard RA	Note 2	1 per 4.0 ft²	Min. 0.25-inch DensDeck, DensDeck Prime or SECUROCK Gypsum-Fiber Roof Board or min. 0.4375-inch DEXcell Cement Roof Board	Hot asphalt	BP-AA or SBS-AA	(Optional) BP-AA or SBS-AA	SBS-CA1	-45.0*
SC-83	Min. 22 ga., type B, Grade 50 steel; 6 ft span, 5/8" puddle welds, 6" o.c. or min. 2,500 psi structural concrete	Min. 1.5-inch EnergyGuard Polyiso Insulation or EnergyGuard Ultra	Note 2	1 per 1.8 ft²	Min. 0.5-inch Structodek High Density Fiberboard Roof Insulation or min. 0.25-inch DensDeck Prime or SECUROCK Gypsum-Fiber Roof Board or min. 0.4375-inch DEXcell Cement Roof Board	Hot asphalt	BP-AA or SBS-AA	(Optional) BP-AA or SBS-AA	SBS-CA1	-60.0*
SC-84	Min. 22 ga., type B, Grade 33 steel; 6 ft spans; #12 HWH Teks 5 screws at 6" o.c. or min. 2,500 psi structural concrete	Min. 1.5-inch EnergyGuard Polyiso Insulation	Note 2	1 per 1.3 ft²	Optional additional layers base insulation followed by min. 0.5-inch Structodek High Density Fiberboard Roof Insulation or min. 0.25-inch DensDeck Prime or SECUROCK Gypsum-Fiber Roof Board	Hot asphalt	BP-AA or SBS-AA	(Optional) BP-AA or SBS-AA	SBS-CA1	-60.0
SC-85	Min. 22 ga., type B, Grade 33 steel or min. 2,500 psi structural concrete	Min. 1.5-inch EnergyGuard RA	Note 2	1 per 2.0 ft²	Optional additional layer(s) min. 0.5-inch thick base insulation followed by min. 0.25-inch DensDeck Prime or SECUROCK Gypsum-Fiber Roof Board	OB500	BP-AA or SBS-AA	(Optional) BP-AA or SBS-AA	SBS-CA1	-45.0*
SC-86	Min. 22 ga., type B, Grade 33 steel or min. 2,500 psi structural concrete	Min. 2-inch EnergyGuard RA	Note 2	1 per 4.0 ft²	Optional additional layer(s) min. 0.5-inch thick base insulation followed by min. 0.25-inch DensDeck Prime or SECUROCK Gypsum-Fiber Roof Board	OB500	BP-AA or SBS-AA	(Optional) BP-AA or SBS-AA	SBS-CA1	-45.0*

2023 FBC HVHZ

TABLE 2B: STEEL OR STRUCTURAL CONCRETE DECKS - NEW CONSTRUCTION, REROOF (TEAR-OFF) OR RECOVER
SYSTEM TYPE B-1: MECHANICALLY ATTACHED BASE INSULATION, BONDED TOP INSULATION, BONDED ROOF COVER

‡ NOTE: As-tested steel deck performance under TAS 114, Appendix J indicates steel deck at max. 6 ft spans attached with 5/8" diameter puddle welds spaced 6" o.c. may be substituted for #12 HWH Teks 5 screws in the Table 2B assemblies up to a maximum design pressure of -82.5 psf. Note 1.

System No.	Deck‡ (Note 1)	Base Insulation Layer			Top Insulation Layer		Roof Cover (Note 15)			MDP (psf)
		Type	Fasten (Note 2, Note 11)	Attach (Note 17)	Type	Attach (Notes 6,7,8)	Base Ply	Ply	Cap Ply	
SC-87	Min. 22 ga., type B, Grade 50 steel; 6 ft span, 5/8" puddle welds, 6" o.c. or min. 2,500 psi structural concrete	Min. 1.5-inch EnergyGuard Polyiso Insulation or EnergyGuard Ultra	Note 2	1 per 1.8 ft²	Optional additional layer(s) min. 1.5-inch thick EnergyGuard Polyiso Insulation or EnergyGuard Ultra Polyiso Insulation followed by Min. 0.25-inch DensDeck Prime or SECUROCK Gypsum-Fiber Roof Board	OB500	BP-AA or SBS-AA	(Optional) BP-AA or SBS-AA	SBS-CA1	-52.5
SC-88	Min. 22 ga., type B, Grade 33 steel or min. 2,500 psi structural concrete	Min. 1.5-inch EnergyGuard Polyiso Insulation, EnergyGuard Ultra, EnergyGuard RA	Note 2	1 per 2.0 ft²	Optional additional layer(s) min. 1.5-inch thick base insulation followed by Min. 0.25-inch DensDeck Prime or SECUROCK Gypsum-Fiber Roof Board	LRF-XF	BP-AA or SBS-AA	(Optional) BP-AA or SBS-AA	SBS-CA1	-45.0*
SC-89	Min. 22 ga., type B, Grade 33 steel or min. 2,500 psi structural concrete	Min. 2-inch EnergyGuard Polyiso Insulation, EnergyGuard Ultra, EnergyGuard RA	Note 2	1 per 4.0 ft²	Optional additional layer(s) min. 1.5-inch thick base insulation followed by Min. 0.25-inch DensDeck Prime or SECUROCK Gypsum-Fiber Roof Board	LRF-XF	BP-AA or SBS-AA	(Optional) BP-AA or SBS-AA	SBS-CA1	-45.0*
SC-90	Min. 22 ga., type B, Grade 50 steel; 6 ft span, 5/8" puddle welds, 6" o.c. or min. 2,500 psi structural concrete	Min. 1.5-inch EnergyGuard Polyiso Insulation or EnergyGuard Ultra	Note 2	1 per 1.8 ft²	Optional additional layer(s) min. 1.5-inch thick EnergyGuard Polyiso Insulation or EnergyGuard Ultra Polyiso Insulation followed by Min. 0.25-inch DensDeck Prime or SECUROCK Gypsum-Fiber Roof Board	LRF-XF	BP-AA or SBS-AA	(Optional) BP-AA or SBS-AA	SBS-CA1	-52.5

TABLE 2C: STEEL DECKS - NEW CONSTRUCTION, REROOF (TEAR-OFF)
SYSTEM TYPE B-2: MECHANICALLY ATTACHED THERMAL BARRIER, BONDED VAPOR BARRIER, BONDED TOP INSULATION, BONDED ROOF COVER

System No.	Deck (Note 1)	Thermal Barrier			Vapor Barrier (Note 15)	Insulation Layer(s)		Roof Cover (Note 15)			MDP (psf)
		Type	Fasten (Note 2, Note 11)	Attach (Note 17)		Type	Attach (Notes 6,7,8)	Base	Ply	Cap	
CONVENTIONAL SYSTEMS:											
SC-91	Min. 22 ga., Type B, Grade 33 steel	0.5-inch DensDeck Prime or SECUROCK Gypsum Fiber Roof Board	Note 2 *(Drill-Tec 3 in. Ribbed Galvalume Plate (Flat) may be used)*	1 per 4.0 ft²	Unprimed substrate followed by GAF SA Vapor Retarder XL or GAF SA Primer or Matrix 307 Premium Asphalt Primer followed by GAF SA Vapor Retarder	One or more layers, base layer min. 1-inch thick, optional subsequent layer(s) min. 1.5-inch thick EnergyGuard Polyiso Insulation, EnergyGuard Ultra Polyiso Insulation Min. 0.25-inch DensDeck Prime or SECUROCK Gypsum-Fiber Roof Board	LRF-M, LRF-XF or OB500	SBS-TA or APP-TA	(Optional) SBS-TA or APP-TA	SBS-TA or APP-TA	-45.0*

2026 EDITION

TABLE 2C: STEEL DECKS - NEW CONSTRUCTION, REROOF (TEAR-OFF) SYSTEM TYPE B-2: MECHANICALLY ATTACHED THERMAL BARRIER, BONDED VAPOR BARRIER, BONDED TOP INSULATION, BONDED ROOF COVER											
System No.	Deck (Note 1)	Thermal Barrier			Vapor Barrier (Note 15)	Insulation Layer(s)		Roof Cover (Note 15)			MDP (psf)
		Type	Fasten (Note 2, Note 11)	Attach (Note 17)		Type	Attach (Notes 6,7,8)	Base	Ply	Cap	
SC-92	Min. 22 ga., Type B, Grade 33 steel	0.5-inch DensDeck Prime or SECUROCK Gypsum Fiber Roof Board	Note 2 *(Drill-Tec 3 in. Ribbed Galvalume Plate (Flat) may be used)*	1 per 4.0 ft^2	Unprimed substrate followed by GAF SA Vapor Retarder XL or GAF SA Primer or Matrix 307 Premium Asphalt Primer followed by GAF SA Vapor Retarder	One or more layers, base layer min. 1-inch thick, optional subsequent layer(s) min. 1.5-inch thick EnergyGuard Polyiso Insulation, EnergyGuard Ultra Polyiso Insulation Min. 0.25-inch DensDeck Prime or SECUROCK Gypsum-Fiber Roof Board	LRF-M, LRF-XF or OB500	BP-AA or SBS-AA	(Optional) BP-AA or SBS-AA	SBS-AA	-45.0*
SC-93	Min. 22 ga., Type B, Grade 33 steel; 6 ft span, #12 HWH Teks 5, 6" o.c.	0.5-inch DensDeck Prime or SECUROCK Gypsum Fiber Roof Board	Note 2 *(Drill-Tec 3 in. Ribbed Galvalume Plate (Flat) may be used)*	1 per 2.0 ft^2	Unprimed substrate followed by GAF SA Vapor Retarder XL or GAF SA Primer followed by GAF SA Vapor Retarder	One or more layers, base layer min. 1-inch thick, optional subsequent layer(s) min. 1.5-inch thick EnergyGuard Polyiso Insulation, EnergyGuard Ultra Polyiso Insulation Min. 0.25-inch DensDeck Prime or SECUROCK Gypsum-Fiber Roof Board	LRF-M, LRF-XF or OB500	SBS-TA or APP-TA	(Optional) SBS-TA or APP-TA	SBS-TA or APP-TA	-67.5
SC-94	Min. 22 ga., Type B, Grade 33 steel; 6 ft span, #12 HWH Teks 5, 6" o.c.	0.5-inch DensDeck Prime or SECUROCK Gypsum Fiber Roof Board	Note 2 *(Drill-Tec 3 in. Ribbed Galvalume Plate (Flat) may be used)*	1 per 2.0 ft^2	Unprimed substrate followed by GAF SA Vapor Retarder XL or GAF SA Primer followed by GAF SA Vapor Retarder	One or more layers, base layer min. 1-inch thick, optional subsequent layer(s) min. 1.5-inch thick EnergyGuard Polyiso Insulation, EnergyGuard Ultra Polyiso Insulation Min. 0.25-inch DensDeck Prime or SECUROCK Gypsum-Fiber Roof Board	LRF-M, LRF-XF or OB500	BP-AA or SBS-AA	(Optional) BP-AA or SBS-AA	SBS-AA	-67.5
SELF-ADHERING BASE PLY:											
SC-95	Min. 22 ga., Type B, Grade 33 steel	Min. 0.5-inch SECUROCK Gypsum Fiber Roof Board	Note 2	1 per 2.7 ft^2	VB-SBS-SA	Min. 1.5-inch EnergyGuard RA	OB500	SBS-SA	None	SBS-SA	-45.0*
SC-96	Min. 22 ga., Type B, Grade 33 steel	Min. 0.5-inch SECUROCK Gypsum Fiber Roof Board	Note 2	1 per 2.7 ft^2	VB-SBS-SA	Min. 1.5-inch EnergyGuard RA	OB500	SBS-SA	(Optional) SBS-TA, APP-TA	SBS-TA, APP-TA	-45.0*
SC-97	Min. 22 ga., Type B, Grade 33 steel	Min. 0.5-inch SECUROCK Gypsum Fiber Roof Board	Note 2	1 per 2.7 ft^2	VB-SBS-SA	Min. 1.5-inch EnergyGuard RA followed by min. 0.25-inch SECUROCK Gypsum-Fiber Roof Board	OB500	SBS-SA	None	SBS-SA	-45.0*
SC-98	Min. 22 ga., Type B, Grade 33 steel	Min. 0.5-inch SECUROCK Gypsum Fiber Roof Board	Note 2	1 per 2.7 ft^2	VB-SBS-SA	Min. 1.5-inch EnergyGuard RA followed by min. 0.25-inch DensDeck Prime or SECUROCK Gypsum-Fiber Roof Board	OB500	SBS-SA	(Optional) SBS-TA, APP-TA	SBS-TA, APP-TA	-45.0*

2025 FBC HVHZ

TABLE 2C: STEEL DECKS - NEW CONSTRUCTION, REROOF (TEAR-OFF) SYSTEM TYPE B-2: MECHANICALLY ATTACHED THERMAL BARRIER, BONDED VAPOR BARRIER, BONDED TOP INSULATION, BONDED ROOF COVER											
System No.	Deck (Note 1)	Thermal Barrier			Vapor Barrier (Note 15)	Insulation Layer(s)		Roof Cover (Note 15)			MDP (psf)
		Type	Fasten (Note 2, Note 11)	Attach (Note 17)		Type	Attach (Notes 6,7,8)	Base	Ply	Cap	
SC-99	Min. 22 ga., Type B, Grade 33 steel	0.5-inch DensDeck Prime or SECUROCK Gypsum Fiber Roof Board	Note 2 *(Drill-Tec 3 in. Ribbed Galvalume Plate (Flat) may be used)*	1 per 4.0 ft²	Unprimed substrate followed by GAF SA Vapor Retarder XL or GAF SA Primer or Matrix 307 Premium Asphalt Primer followed by GAF SA Vapor Retarder	One or more layers, base layer min. 1-inch thick, optional subsequent layer(s) min. 1.5-inch thick EnergyGuard Polyiso Insulation, EnergyGuard Ultra Polyiso Insulation (Optional) Min. 0.25-inch DensDeck Prime or SECUROCK Gypsum-Fiber Roof Board or min. 0.5-inch EnergyGuard HD Polyiso Cover Board or EnergyGuard HD Plus Polyiso Cover Board	LRF-M, LRF-XF or OB500	SBS-SA	(Optional) SBS-TA, APP-TA	SBS-TA, APP-TA	-45.0*
SC-100	Min. 22 ga., Type B, Grade 33 steel; 6 ft span, #12 HWH Teks 5, 6" o.c.	0.5-inch DensDeck Prime or SECUROCK Gypsum Fiber Roof Board	Note 2 *(Drill-Tec 3 in. Ribbed Galvalume Plate (Flat) may be used)*	1 per 2.0 ft²	Unprimed substrate followed by GAF SA Vapor Retarder XL or GAF SA Primer followed by GAF SA Vapor Retarder	One or more layers, base layer min. 1-inch thick, optional subsequent layer(s) min. 1.5-inch thick EnergyGuard Polyiso Insulation, EnergyGuard Ultra Polyiso Insulation (Optional) Min. 0.25-inch DensDeck Prime or SECUROCK Gypsum-Fiber Roof Board or min. 0.5-inch EnergyGuard HD Polyiso Cover Board or EnergyGuard HD Plus Polyiso Cover Board	LRF-M, LRF-XF or OB500	SBS-SA	(Optional) SBS-TA, APP-TA	SBS-TA, APP-TA	-67.5
VENTING SYSTEMS:											
SC-101	Min. 22 ga., Type B, Grade 33 steel	0.5-inch DensDeck Prime or SECUROCK Gypsum Fiber Roof Board	Note 2 *(Drill-Tec 3 in. Ribbed Galvalume Plate (Flat) may be used)*	1 per 4.0 ft²	Unprimed substrate followed by GAF SA Vapor Retarder XL or GAF SA Primer or Matrix 307 Premium Asphalt Primer followed by GAF SA Vapor Retarder	One or more layers, base layer min. 1-inch thick, optional subsequent layer(s) min. 1.5-inch thick EnergyGuard Polyiso Insulation, EnergyGuard Ultra Polyiso Insulation (Optional) Min. 0.25-inch DensDeck Prime or SECUROCK Gypsum-Fiber Roof Board	LRF-M, LRF-XF or OB500	BP-LL	(Optional) One or more BP-AA, SBS-AA	SBS-AA	-45.0*
SC-102	Min. 22 ga., Type B, Grade 33 steel; 6 ft span, #12 HWH Teks 5, 6" o.c.	0.5-inch DensDeck Prime or SECUROCK Gypsum Fiber Roof Board	Note 2 *(Drill-Tec 3 in. Ribbed Galvalume Plate (Flat) may be used)*	1 per 2.0 ft²	Unprimed substrate followed by GAF SA Vapor Retarder XL or GAF SA Primer followed by GAF SA Vapor Retarder	One or more layers, base layer min. 1-inch thick, optional subsequent layer(s) min. 1.5-inch thick EnergyGuard Polyiso Insulation, EnergyGuard Ultra Polyiso Insulation (Optional) Min. 0.25-inch DensDeck Prime or SECUROCK Gypsum-Fiber Roof Board	LRF-M, LRF-XF or OB500	BP-LL	(Optional) One or more BP-AA, SBS-AA	SBS-AA	-67.5
COLD-APPLIED SYSTEMS:											
SC-103	Min. 22 ga., Type B, Grade 33 steel	0.5-inch DensDeck Prime or SECUROCK Gypsum Fiber Roof Board	Note 2 *(Drill-Tec 3 in. Ribbed Galvalume Plate (Flat) may be used)*	1 per 4.0 ft²	Unprimed substrate followed by GAF SA Vapor Retarder XL or GAF SA Primer or Matrix 307 Premium Asphalt Primer followed by GAF SA Vapor Retarder	One or more layers, base layer min. 1-inch thick, optional subsequent layer(s) min. 1.5-inch thick EnergyGuard Polyiso Insulation, EnergyGuard Ultra Polyiso Insulation (Optional) Min. 0.25-inch DensDeck Prime or SECUROCK Gypsum-Fiber Roof Board or min. 0.5-inch EnergyGuard HD Polyiso Cover Board or EnergyGuard HD Plus Polyiso Cover Board	LRF-M, LRF-XF or OB500	SBS-CA1	(Optional) SBS-CA1	SBS-CA1	-45.0*

2023 FBC HVHZ

TABLE 2C: STEEL DECKS - NEW CONSTRUCTION, REROOF (TEAR-OFF)
SYSTEM TYPE B-2: MECHANICALLY ATTACHED THERMAL BARRIER, BONDED VAPOR BARRIER, BONDED TOP INSULATION, BONDED ROOF COVER

System No.	Deck (Note 1)	Thermal Barrier			Vapor Barrier (Note 15)	Insulation Layer(s)		Roof Cover (Note 15)			MDP (psf)
		Type	Fasten (Note 2, Note 11)	Attach (Note 17)		Type	Attach (Notes 6,7,8)	Base	Ply	Cap	
SC-104	Min. 22 ga., Type B, Grade 33 steel; 6 ft span, #12 HWH Teks 5, 6" o.c.	0.5-inch DensDeck Prime or SECUROCK Gypsum Fiber Roof Board	Note 2 *(Drill-Tec 3 in. Ribbed Galvalume Plate (Flat) may be used)*	1 per 2.0 ft²	Unprimed substrate followed by GAF SA Vapor Retarder XL or GAF SA Primer followed by GAF SA Vapor Retarder	One or more layers, base layer min. 1-inch thick, optional subsequent layer(s) min. 1.5-inch thick EnergyGuard Polyiso Insulation, EnergyGuard Ultra Polyiso Insulation (Optional) Min. 0.25-inch DensDeck Prime or SECUROCK Gypsum-Fiber Roof Board or min. 0.5-inch EnergyGuard HD Polyiso Cover Board or EnergyGuard HD Plus Polyiso Cover Board	LRF-M, LRF-XF or OB500	SBS-CA1	(Optional) SBS-CA1	SBS-CA1	-67.5
HYBRID HOT/COLD APPLIED SYSTEMS:											
SC-105	Min. 22 ga., Type B, Grade 33 steel	0.5-inch DensDeck Prime or SECUROCK Gypsum Fiber Roof Board	Note 2 *(Drill-Tec 3 in. Ribbed Galvalume Plate (Flat) may be used)*	1 per 4.0 ft²	Unprimed substrate followed by GAF SA Vapor Retarder XL or GAF SA Primer or Matrix 307 Premium Asphalt Primer followed by GAF SA Vapor Retarder	One or more layers, base layer min. 1-inch thick, optional subsequent layer(s) min. 1.5-inch thick EnergyGuard Polyiso Insulation, EnergyGuard Ultra Polyiso Insulation Min. 0.25-inch DensDeck Prime or SECUROCK Gypsum-Fiber Roof Board	LRF-M, LRF-XF or OB500	BP-AA or SBS-AA	(Optional) BP-AA or SBS-AA	SBS-CA1	-45.0*
SC-106	Min. 22 ga., Type B, Grade 33 steel; 6 ft span, #12 HWH Teks 5, 6" o.c.	0.5-inch DensDeck Prime or SECUROCK Gypsum Fiber Roof Board	Note 2 *(Drill-Tec 3 in. Ribbed Galvalume Plate (Flat) may be used)*	1 per 2.0 ft²	Unprimed substrate followed by GAF SA Vapor Retarder XL or GAF SA Primer followed by GAF SA Vapor Retarder	One or more layers, base layer min. 1-inch thick, optional subsequent layer(s) min. 1.5-inch thick EnergyGuard Polyiso Insulation, EnergyGuard Ultra Polyiso Insulation Min. 0.25-inch DensDeck Prime or SECUROCK Gypsum-Fiber Roof Board	LRF-M, LRF-XF or OB500	BP-AA or SBS-AA	(Optional) BP-AA or SBS-AA	SBS-CA1	-67.5

TABLE 2D: STEEL OR STRUCTURAL CONCRETE DECKS - NEW CONSTRUCTION, REROOF (TEAR-OFF) OR RECOVER
SYSTEM TYPE C-1: MECHANICALLY ATTACHED INSULATION, BONDED ROOF COVER

‡ NOTE: As-tested steel deck performance under TAS 114, Appendix J indicates steel deck at max. 6 ft spans attached with 5/8" diameter puddle welds spaced 6" o.c. may be substituted for #12 HWH Teks 5 screws in the Table 2D assemblies up to a maximum design pressure of -82.5 psf. Note 1.

System No.	Deck‡ (Note 1)	Base Insulation Layer (Note 3, Note 13)	Top Insulation Layer			Roof Cover (Note 15)			MDP (psf)
			Type	Fastener (Note 2, Note 11)	Attach (Note 17)	Base Ply	Ply	Cap Ply	
CONVENTIONAL SYSTEMS:									
SC-107	Min. 22 ga., type B, Grade 33 steel or min. 2,500 psi structural concrete	One or more layers, any combination, loose laid	Min. 0.5-inch DensDeck Prime or min. 0.375-inch SECUROCK Gypsum-Fiber Roof Board	Drill-Tec #12 Fastener, Drill-Tec #12 DP Fastener, Drill-Tec #14 Fastener, Drill-Tec #14 DP Fastener with Drill-Tec 3" Flat Steel Plate, Drill-Tec 3" Standard Steel Plate, Drill-Tec 3 in. Ribbed Galvalume Plate (Flat), Drill-Tec AccuTrac Flat Plate or Drill-Tec #12 DF Fastener or Drill-Tec #12 DP Fastener with Drill-Tec 3" DF Steel Insulation Plate or Drill-Tec ASAP 3S, Drill-Tec 3" ASAP Flat, Drill-Tec Heavy Duty ASAP Roofing Fastener Assembled with a 3" Metal Plate or Dekfast #12-PH3-G3	1 per 4.0 ft²	BP-AA, SBS-AA, SBS-TA or APP-TA	(Optional) BP-AA, SBS-AA SBS-TA or APP-TA	SBS-AA, SBS-TA or APP-TA	-45.0*

2024 EPR HVHZ

TABLE 2D: STEEL OR STRUCTURAL CONCRETE DECKS - NEW CONSTRUCTION, REROOF (TEAR-OFF) OR RECOVER
SYSTEM TYPE C-1: MECHANICALLY ATTACHED INSULATION, BONDED ROOF COVER

‡ NOTE: As-tested steel deck performance under TAS 114, Appendix J indicates steel deck at max. 6 ft spans attached with 5/8" diameter puddle welds spaced 6" o.c. may be substituted for #12 HWH Teks 5 screws in the Table 2D assemblies up to a maximum design pressure of -82.5 psf. Note 1.

System No.	Deck‡ (Note 1)	Base Insulation Layer (Note 3, Note 13)	Top Insulation Layer			Roof Cover (Note 15)			MDP (psf)
			Type	Fastener (Note 2, Note 11)	Attach (Note 17)	Base Ply	Ply	Cap Ply	
SC-108	Min. 22 ga., type B, Grade 33 steel or min. 2,500 psi structural concrete	One or more layers, any combination, loose laid	Min. 0.25-inch DensDeck Prime or SECUROCK Gypsum-Fiber Roof Board	Note 2	1 per 2.13 ft^2	SBS-TA or APP-TA	(Optional) SBS-TA or APP-TA	SBS-TA or APP-TA	-45.0*
SC-109	Min. 22 ga., type B, Grade 33 steel or min. 2,500 psi structural concrete	One or more layers, any combination, loose laid	Min. 0.5-inch Structodek High Density Fiberboard Roof Insulation	Note 2	1 per 2.0 ft^2	SBS-AA	(Optional) SBS-AA	SBS-AA, SBS-TA	-45.0*
SC-110	Min. 22 ga., type B, Grade 33 steel or min. 2,500 psi structural concrete	One or more layers, any combination, loose laid	Min. 0.25-inch SECUROCK Gypsum-Fiber Roof Board	Note 2	1 per 2.0 ft^2	BP-AA, SBS-AA, SBS-TA or APP-TA	(Optional) BP-AA, SBS-AA, SBS-TA or APP-TA	SBS-AA, SBS-TA or APP-TA	-45.0*
SC-111	Min. 22 ga., Type B, Grade 33 steel or min. 2,500 psi structural concrete	One or more layers, min. 1.5-inch, any combination, loose laid	Min. 0.125-inch Sturdy-Dek Asphaltic Cover Board	Fasteners: Note 2 Plates: Drill-Tec 3" Standard Steel Plate, Drill-Tec AccuTrac Flat Plate, Drill-Tec 3" Flat Steel Plate, Drill-Tec DF Steel Insulation Plate or Drill-Tec 3 in. Ribbed Galvalume Plate (Flat)	1 per 3.2 ft^2	SBS-TA or APP-TA	(Optional) SBS-TA or APP-TA	SBS-TA or APP-TA	-47.5*
SC-112	Min. 22 ga., type B, Grade 33 steel; 6 ft span, #12 HWH Teks 5 screw 6" o.c. or min. 2,500 psi structural concrete	One or more layers, any combination, loose laid	Min. 0.25-inch SECUROCK Gypsum-Fiber Roof Board	Note 2	1 per 1.6 ft^2	SBS-AA, SBS-TA, APP-TA	(Optional) SBS-AA, SBS-TA, APP-TA	SBS-AA, SBS-TA, APP-TA	-52.5
SC-113	Min. 22 ga., type B, Grade 33 steel; 6 ft span, #12 HWH Teks 5 screw 6" o.c. or min. 2,500 psi structural concrete	One or more layers, any combination, loose laid	Min. 0.25-inch DensDeck Prime	Note 2	1 per 1.45 ft^2	SBS-AA, SBS-TA, APP-TA	(Optional) SBS-AA, SBS-TA, APP-TA	SBS-AA, SBS-TA, APP-TA	-52.5
SC-114	Min. 22 ga., type B, Grade 33 steel; 6 ft span, #12 HWH Teks 5 screw 6" o.c. or min. 2,500 psi structural concrete	One or more layers, any combination, loose laid	Min. 0.5-inch SECUROCK Gypsum-Fiber Roof Board	Note 2	1 per 1.8 ft^2	SBS-TA, APP-TA	(Optional) SBS-TA, APP-TA	SBS-TA, APP-TA	-52.5
SC-115	Min. 22 ga., type B, Grade 33 steel; 6 ft span, #12 HWH Teks 5 screw 6" o.c. or min. 2,500 psi structural concrete	One or more layers, any combination, loose laid	Min. 0.5-inch SECUROCK Gypsum-Fiber Roof Board	Note 2 (#14 only)	1 per 1.8 ft^2	BP-AA, SBS-AA	(Optional) BP-AA, SBS-AA, SBS-TA or APP-TA	SBS-AA, SBS-TA or APP-TA	-60.0
SC-116	Min. 22 ga., type B, Grade 33 steel; 6 ft span, #12 HWH Teks 5 screw 6" o.c. or min. 2,500 psi structural concrete	One or more layers, any combination, loose laid	Min. 0.25-inch DensDeck Prime or SECUROCK Gypsum-Fiber Roof Board	Note 2	1 per 1.3 ft^2	SBS-TA, APP-TA	(Optional) SBS-TA, APP-TA	SBS-TA, APP-TA	-60.0

2023 FBC HVHZ

TABLE 2D: STEEL OR STRUCTURAL CONCRETE DECKS - NEW CONSTRUCTION, REROOF (TEAR-OFF) OR RECOVER
SYSTEM TYPE C-1: MECHANICALLY ATTACHED INSULATION, BONDED ROOF COVER

‡ NOTE: As-tested steel deck performance under TAS 114, Appendix J indicates steel deck at max. 6 ft spans attached with 5/8" diameter puddle welds spaced 6" o.c. may be substituted for #12 HWH Teks 5 screws in the Table 2D assemblies up to a maximum design pressure of -82.5 psf. Note 1.

System No.	Deck‡ (Note 1)	Base Insulation Layer (Note 3, Note 13)	Top Insulation Layer			Roof Cover (Note 15)			MDP (psf)
			Type	Fastener (Note 2, Note 11)	Attach (Note 17)	Base Ply	Ply	Cap Ply	
SC-117	Min. 22 ga., type B, Grade 33 steel; 6 ft spans; #12 HWH Teks 5 screws at 6" o.c. or min. 2,500 psi structural concrete	One or more layers, any combination, loose laid	Min. 0.5-inch DensDeck Prime or SECUROCK Gypsum-Fiber Roof Board	Note 2	1 per 2.0 ft^2	BP-AA or SBS-AA	(Optional) BP-AA, SBS-AA, SBS-TA	SBS-AA, SBS-TA	-60.0
SC-118	Min. 22 ga., type B, Grade 33 steel; 6 ft span, #12 HWH Teks 5 screw 6" o.c. or min. 2,500 psi structural concrete	One or more layers, any combination, loose laid	Min. 0.5-inch Structodek High Density Fiberboard Roof Insulation	Note 2	1 per 1.0 ft^2	SBS-AA	(Optional) SBS-AA or SBS-TA	SBS-AA, SBS-TA	-67.5
SC-119	Min. 22 ga., type B, Grade 40 steel; 6 ft span, 5/8-inch puddle welds 6" o.c. or min. 2,500 psi structural concrete	One or more layers, any combination, loose laid	Min. 0.25-inch DensDeck Prime	Note 2	1 per 1.45 ft^2	SBS-TA	(Optional) SBS-TA	SBS-TA	-67.5
SC-120	Min. 22 ga., type B, Grade 33 steel; 6 ft span, #12 HWH Teks 5 screw 6" o.c. or min. 2,500 psi structural concrete	One or more layers, any combination, loose laid	Min. 0.375-inch SECUROCK Gypsum-Fiber Roof Board	Note 2	1 per 1.3 ft^2	SBS-TA, APP-TA	(Optional) SBS-TA, APP-TA	SBS-TA, APP-TA	-67.5
SC-121	Min. 22 ga., type B, Grade 40 steel; 6 ft span, 5/8-inch puddle welds 6" o.c. or min. 2,500 psi structural concrete	One or more layers, any combination, loose laid	Min. 0.25-inch SECUROCK Gypsum-Fiber Roof Board	Note 2	1 per 1.45 ft^2	SBS-TA	(Optional) SBS-TA	SBS-TA	-75.0
SC-122	Min. 22 ga., Type B, Grade 40 steel, 6 ft span, #12-24 HWH screw 6" o.c. or min. 2,500 psi structural concrete	One or more layers, min. 1.5-inch, any combination, loose laid	Min. 0.125-inch Sturdy-Dek Asphaltic Cover Board	Fasteners: Note 2 Plates: Drill-Tec 3" Standard Steel Plate, Drill-Tec AccuTrac Flat Plate, Drill-Tec 3" Flat Steel Plate, Drill-Tec DF Steel Insulation Plate or Drill-Tec 3 in. Ribbed Galvalume Plate (Flat)	1 per 1.45 ft^2	SBS-TA, APP-TA	(Optional) SBS-TA, APP-TA	SBS-TA, APP-TA	-75.0
SC-123	Min. 22 ga., type B, Grade 33 steel; 6 ft spans; #12 HWH Teks 5 screws at 6" o.c. or min. 2,500 psi structural concrete	One or more layers, any combination, loose laid	Min. 0.5-inch DensDeck Prime or SECUROCK Gypsum-Fiber Roof Board	Note 2	1 per 1.6 ft^2	BP-AA or SBS-AA	(Optional) BP-AA, SBS-AA, SBS-TA	SBS-AA, SBS-TA	-82.5
SC-124	Min. 20 ga., type B, Grade 33 steel, min. 22 ga., type B, Grade 80 steel; 6 ft spans; #12 HWH Teks 5 screws at 6" o.c. or min. 2,500 psi structural concrete	One or more layers, any combination, loose laid	Min. 0.5-inch DensDeck Prime or SECUROCK Gypsum-Fiber Roof Board	Note 2	1 per 1.6 ft^2	BP-AA or SBS-AA	(Optional) BP-AA, SBS-AA, SBS-TA	SBS-AA, SBS-TA	-90.0
SC-125	Min. 20 ga., type B, Grade 33 steel or min. 22 ga., type B, Grade 80 steel; 6 ft span, two (2) Teks/5 with ¾" washers 6" o.c. or min. 2,500 psi structural concrete	One or more layers, any combination, loose laid	Min. 0.5-inch DensDeck Prime	Note 2	1 per 1.0 ft^2	SBS-TA, APP-TA	(Optional) SBS-TA, APP-TA	SBS-TA, APP-TA	-90.0

2023 FBC HVHZ

TABLE 2D: STEEL OR STRUCTURAL CONCRETE DECKS - NEW CONSTRUCTION, REROOF (TEAR-OFF) OR RECOVER
SYSTEM TYPE C-1: MECHANICALLY ATTACHED INSULATION, BONDED ROOF COVER

‡ NOTE: As-tested steel deck performance under TAS 114, Appendix J indicates steel deck at max. 6 ft spans attached with 5/8" diameter puddle welds spaced 6" o.c. may be substituted for #12 HWH Teks 5 screws in the Table 2D assemblies up to a maximum design pressure of -82.5 psf. Note 1.

System No.	Deck‡ (Note 1)	Base Insulation Layer (Note 3, Note 13)	Top Insulation Layer			Roof Cover (Note 15)			MDP (psf)
			Type	Fastener (Note 2, Note 11)	Attach (Note 17)	Base Ply	Ply	Cap Ply	
SC-126	Min. 22 ga., type B, Grade 33 steel; 6 ft span, two (2) #12 HWH Teks 5 screws 6" o.c. or min. 2,500 psi structural concrete	One or more layers, any combination, loose laid	Min. 0.25-inch SECUROCK Gypsum-Fiber Roof Board	Note 2	1 per 1.0 ft²	SBS-TA, APP-TA	(Optional) SBS-TA, APP-TA	SBS-TA, APP-TA	-97.5
SC-127	Min. 20 ga., type B, Grade 33 steel, min. 22 ga., type B, Grade 80 steel; 6 ft spans; #12 HWH Teks 5 screws at 6" o.c. or min. 2,500 psi structural concrete	One or more layers, any combination, loose laid	Min. 0.5-inch DensDeck Prime or SECUROCK Gypsum-Fiber Roof Board	Note 2	1 per 1.45 ft²	BP-AA or SBS-AA	(Optional) BP-AA, SBS-AA, SBS-TA	SBS-AA, SBS-TA	-97.5
SC-128	Min. 22 ga., type B, Grade 33 steel; 6 ft span, two (2) #12 HWH Teks 5 screws 6" o.c. or min. 2,500 psi structural concrete	One or more layers, any combination, loose laid	Min. 0.5-inch DensDeck Prime	Note 2 (#14 only)	1 per 1.0 ft²	SBS-TA, APP-TA	(Optional) SBS-TA, APP-TA	SBS-TA, APP-TA	-105.0
SC-129	Min. 22 ga., type B, Grade 33 steel; 6 ft span, two (2) #12 HWH Teks 5 screws 6" o.c. or min. 2,500 psi structural concrete	One or more layers, any combination, loose laid	Min. 0.5-inch SECUROCK Gypsum-Fiber Roof Board	Note 2 (#14 only)	1 per 1.0 ft²	APP-TA	(Optional) APP-TA	APP-TA	-105.0
SC-130	Min. 22 ga., type B, Grade 33 steel; 6 ft span, two (2) #12 HWH Teks 5 screws 6" o.c. or min. 2,500 psi structural concrete	(Optional) VB-BP1-AA, VB-BP2-AA or VB-SBS-AA over concrete deck. One or more layers, any combination, loose laid	Min. 0.5-inch SECUROCK Gypsum-Fiber Roof Board	Note 2 (#14 only)	1 per 1.0 ft²	SBS-TA	(Optional) SBS-TA	SBS-TA	-120.0
SC-131	Min. 22 ga., type B, Grade 80 steel; 6 ft span, Teks/5, 6" o.c. or min. 2,500 psi structural concrete	One or more layers, any combination, loose laid	Min. 0.5-inch DensDeck Prime	Note 2	1 per 1.0 ft²	SBS-TA	(Optional) SBS-TA	SBS-TA	-127.5
SELF-ADHERING BASE PLY:									
SC-132	Min. 22 ga., type B, Grade 33 steel or min. 2,500 psi structural concrete	One or more layers, any combination, loose laid	Min. 0.375-inch SECUROCK Gypsum-Fiber Roof Board or SECUROCK Ultralight Coated Glass-Mat Roof Board	Note 2	1 per 2.7 ft²	SBS-SA	(Optional) SBS-SA, SBS-TA, APP-TA	SBS-SA, SBS-TA, APP-TA	-45.0*
SC-133	Min. 22 ga., type B, Grade 33 steel or min. 2,500 psi structural concrete	One or more layers, any combination, loose laid	Min. 0.25-inch SECUROCK Gypsum-Fiber Roof Board	Note 2	1 per 2.0 ft²	SBS-SA	(Optional) SBS-TA or APP-TA	SBS-TA or APP-TA	-45.0*

2023 FBC HVHZ

TABLE 2D: STEEL OR STRUCTURAL CONCRETE DECKS - NEW CONSTRUCTION, REROOF (TEAR-OFF) OR RECOVER
SYSTEM TYPE C-1: MECHANICALLY ATTACHED INSULATION, BONDED ROOF COVER

‡ NOTE: As-tested steel deck performance under TAS 114, Appendix J indicates steel deck at max. 6 ft spans attached with 5/8" diameter puddle welds spaced 6" o.c. may be substituted for #12 HWH Teks 5 screws in the Table 2D assemblies up to a maximum design pressure of -82.5 psf. Note 1.

System No.	Deck‡ (Note 1)	Base Insulation Layer (Note 3, Note 13)	Top Insulation Layer			Roof Cover (Note 15)			MDP (psf)
			Type	Fastener (Note 2, Note 11)	Attach (Note 17)	Base Ply	Ply	Cap Ply	
SC-134	Min. 22 ga., Type B, Grade 33 steel or min. 2,500 psi structural concrete	One or more layers, any combination, min. 1.5-inch	Min. 0.5-inch EnergyGuard HD Polyiso Cover Board, EnergyGuard HD Plus Polyiso Cover Board	Note 2	1 per 2.0 ft^2	SBS-SA	(Optional) SBS-TA, APP-TA	SBS-TA, APP-TA	-45.0*
SC-135	Min. 22 ga., type B, Grade 33 steel or min. 2,500 psi structural concrete	(Optional) One or more layers, any combination, loose laid	Min. 1.5-inch EnergyGuard RA or EnergyGuard Ultra	Note 2	1 per 2.0 ft^2	SBS-SA	(Optional) SBS-SA	SBS-SA	-45.0*
SC-136	Min. 22 ga., type B, Grade 33 steel or min. 2,500 psi structural concrete	(Optional) One or more layers, any combination, loose laid	Min. 1.5-inch EnergyGuard Polyiso Insulation, EnergyGuard Ultra, EnergyGuard RA	Note 2	1 per 2.0 ft^2	SBS-SA	(Optional) SBS-TA, APP-TA	SBS-TA, APP-TA	-45.0*
SC-137	Min. 22 ga., type B, Grade 33 steel or min. 2,500 psi structural concrete	(Optional) One or more layers, any combination, loose laid	Min. 2.0-inch EnergyGuard Polyiso Insulation, EnergyGuard Ultra, EnergyGuard RA	Note 2	1 per 3.2 ft^2	SBS-SA	(Optional) SBS-TA, APP-TA	SBS-TA, APP-TA	-45.0*
SC-138	Min. 22 ga., type B, Grade 33 steel or min. 2,500 psi structural concrete	(Optional) One or more layers, any combination, loose laid	Min. 2.0-inch EnergyGuard RA	Note 2	1 per 2.0 ft^2	SBS-SA	(Optional) SBS-SA	SBS-SA	-45.0*
SC-139	Min. 22 ga., type B, Grade 33 steel; 6 ft span, #12 HWH Teks 5 screw 6" o.c. or min. 2,500 psi structural concrete	One or more layers, any combination, loose laid	Min. 0.25-inch SECUROCK Gypsum-Fiber Roof Board	Note 2	1 per 1.6 ft^2	SBS-SA	(Optional) SBS-TA or APP-TA	SBS-TA or APP-TA	-52.5
SC-140	Min. 22 ga., type B, Grade 33 steel; 6 ft span, #12 HWH Teks 5 screw 6" o.c. or min. 2,500 psi structural concrete	One or more layers, any combination, loose laid	Min. 0.5-inch SECUROCK Gypsum-Fiber Roof Board	Note 2	1 per 1.8 ft^2	SBS-SA	(Optional) SBS-TA or APP-TA	SBS-TA or APP-TA	-52.5
SC-141	Min. 22 ga., type B, Grade 33 steel; 6 ft span, #12 HWH Teks 5 screw 6" o.c. or min. 2,500 psi structural concrete	One or more layers, any combination, loose laid	Min. 0.25-inch SECUROCK Ultralight Coated Glass-Mat Roof Board	Note 2	1 per 1.3 ft^2	SBS-SA	(Optional) SBS-TA or APP-TA	SBS-TA or APP-TA	-52.5
SC-142	Min. 22 ga., type B, Grade 50 steel; 6 ft span, 5/8" puddle welds, 6" o.c. or min. 2,500 psi structural concrete	(Optional) One or more layers, any combination, loose laid	Min. 1.5-inch EnergyGuard Polyiso Insulation	Note 2	1 per 1.8 ft^2	SBS-SA	(Optional) SBS-TA	SBS-TA	-60.0
SC-143	Min. 22 ga., type B, Grade 33 steel; 6 ft span, #12 HWH Teks 5 screw 6" o.c. or min. 2,500 psi structural concrete	(Optional) One or more layers, any combination, loose laid	Min. 1.5-inch EnergyGuard RA or EnergyGuard Ultra	Note 2	1 per 1.3 ft^2	SBS-SA	(Optional) SBS-TA, APP-TA	SBS-TA, APP-TA	-60.0

2023 FBC HVHZ

TABLE 2D: STEEL OR STRUCTURAL CONCRETE DECKS - NEW CONSTRUCTION, REROOF (TEAR-OFF) OR RECOVER
SYSTEM TYPE C-1: MECHANICALLY ATTACHED INSULATION, BONDED ROOF COVER

‡ NOTE: As-tested steel deck performance under TAS 114, Appendix J indicates steel deck at max. 6 ft spans attached with 5/8" diameter puddle welds spaced 6" o.c. may be substituted for #12 HWH Teks 5 screws in the Table 2D assemblies up to a maximum design pressure of -82.5 psf. Note 1.

System No.	Deck‡ (Note 1)	Base Insulation Layer (Note 3, Note 13)	Top Insulation Layer			Roof Cover (Note 15)			MDP (psf)
			Type	Fastener (Note 2, Note 11)	Attach (Note 17)	Base Ply	Ply	Cap Ply	
SC-144	Min. 22 ga., type B, Grade 33 steel; 6 ft span, #12 HWH Teks 5 screw 6" o.c. or min. 2,500 psi structural concrete	(Optional) One or more layers, any combination, loose laid	Min. 2.0-inch EnergyGuard RA or EnergyGuard Ultra	Note 2	1 per 1.45 ft²	SBS-SA	(Optional) SBS-TA, APP-TA	SBS-TA, APP-TA	-60.0
SC-145	Min. 22 ga., type B, Grade 33 steel; 6 ft span, #12 HWH Teks 5 screw 6" o.c. or min. 2,500 psi structural concrete	(Optional) One or more layers, any combination, loose laid	Min. 2-inch EnergyGuard Polyiso Insulation or EnergyGuard Ultra	Note 2	1 per 1.8 ft²	SBS-SA	(Optional) SBS-TA, APP-TA	SBS-TA, APP-TA	-60.0
SC-146	Min. 22 ga., type B, Grade 33 steel; 6 ft span, #12 HWH Teks 5 screw 6" o.c. or min. 2,500 psi structural concrete	One or more layers, any combination, loose laid	Min. 0.25-inch DensDeck Prime or SECUROCK Gypsum-Fiber Roof Board	Note 2	1 per 1.3 ft²	SBS-SA	(Optional) SBS-TA or APP-TA	SBS-TA or APP-TA	-60.0
SC-147	Min. 22 ga., type B, Grade 33 steel; 6 ft span, #12 HWH Teks 5 screw 6" o.c. or min. 2,500 psi structural concrete	One or more layers, any combination, loose laid	Min. 0.5-inch SECUROCK Gypsum-Fiber Roof Board	Note 2 (#14 only)	1 per 1.8 ft²	SBS-SA	(Optional) SBS-TA or APP-TA	SBS-TA or APP-TA	-60.0
SC-148	Min. 22 ga., type B, Grade 33 steel; 6 ft span, #12 HWH Teks 5 screw 6" o.c. or min. 2,500 psi structural concrete	(Optional) One or more layers, any combination, loose laid	Min. 1.5-inch EnergyGuard Polyiso Insulation	Note 2	1 per 1.3 ft²	SBS-SA	(Optional) SBS-TA, APP-TA	SBS-TA, APP-TA	-67.5
SC-149	Min. 22 ga., type B, Grade 33 steel; 6 ft span, #12 HWH Teks 5 screw 6" o.c. or min. 2,500 psi structural concrete	One or more layers, any combination, loose laid	Min. 0.375-inch SECUROCK Gypsum-Fiber Roof Board	Note 2	1 per 1.3 ft²	SBS-SA	(Optional) SBS-TA, APP-TA	SBS-TA, APP-TA	-67.5
VENTING SYSTEMS:									
SC-150	Min. 22 ga., type B, Grade 33 steel or min. 2,500 psi structural concrete	(Optional) One or more layers, any combination, loose laid	Min. 1.5-inch EnergyGuard Polyiso Insulation	Note 2	1 per 2.0 ft²	BP-LL	(Optional) One or more BP-AA, SBS-AA	SBS-AA	-45.0*
SC-151	Min. 22 ga., type B, Grade 33 steel or min. 2,500 psi structural concrete	(Optional) One or more layers, any combination, loose laid	Min. 1.5-inch EnergyGuard RA	Note 2	1 per 2.0 ft²	BP-LL	(Optional) One or more BP-AA, SBS-AA	SBS-AA	-45.0*
SC-152	Min. 22 ga., type B, Grade 33 steel or min. 2,500 psi structural concrete	(Optional) One or more layers, any combination, loose laid	Min. 2.5-inch EnergyGuard RA	Note 2	1 per 4.0 ft²	BP-LL	BP-AA, SBS-AA	SBS-AA	-45.0*
SC-153	Min. 22 ga., type B, Grade 33 steel or min. 2,500 psi structural concrete	(Optional) One or more layers, any combination, loose laid	Min. 2-inch EnergyGuard Polyiso Insulation	Note 2	1 per 3.2 ft²	BP-LL	(Optional) One or more BP-AA, SBS-AA	SBS-AA	-45.0*

2023 FBC HVHZ

TABLE 2D: STEEL OR STRUCTURAL CONCRETE DECKS - NEW CONSTRUCTION, REROOF (TEAR-OFF) OR RECOVER
SYSTEM TYPE C-1: MECHANICALLY ATTACHED INSULATION, BONDED ROOF COVER

‡ NOTE: As-tested steel deck performance under TAS 114, Appendix J indicates steel deck at max. 6 ft spans attached with 5/8" diameter puddle welds spaced 6" o.c. may be substituted for #12 HWH Teks 5 screws in the Table 2D assemblies up to a maximum design pressure of -82.5 psf. Note 1.

System No.	Deck‡ (Note 1)	Base Insulation Layer (Note 3, Note 13)	Top Insulation Layer			Roof Cover (Note 15)			MDP (psf)
			Type	Fastener (Note 2, Note 11)	Attach (Note 17)	Base Ply	Ply	Cap Ply	
SC-154	Min. 22 ga., type B, Grade 33 steel or min. 2,500 psi structural concrete	(Optional) One or more layers, any combination, loose laid	Min. 3-inch EnergyGuard Polyiso Insulation	Note 2	1 per 4.0 ft^2	BP-LL	One or more BP-AA, SBS-AA	SBS-AA	-45.0*
SC-155	Min. 22 ga., type B, Grade 33 steel; 6 ft span, #12 HWH Teks 5 screw 6" o.c. or min. 2,500 psi structural concrete	(Optional) One or more layers, any combination, loose laid	Min. 1.5-inch EnergyGuard Polyiso Insulation	Note 2	1 per 2.0 ft^2	BP-LL	(Optional) One or more BP-AA, SBS-AA	SBS-AA	-52.5
SC-156	Min. 22 ga., type B, Grade 50 steel; 6 ft span, 5/8" puddle welds, 6" o.c. or min. 2,500 psi structural concrete	(Optional) One or more layers, any combination, loose laid	Min. 1.5-inch EnergyGuard Polyiso Insulation	Note 2	1 per 1.8 ft^2	BP-LL	(Optional) One or more BP-AA, SBS-AA	SBS-AA	-60.0
SC-157	Min. 22 ga., type B, Grade 33 steel; 6 ft span, 5/8" dia. puddle welds 6" o.c. or min. 2,500 psi structural concrete	(Optional) One or more layers, any combination, loose laid	Min. 2-inch EnergyGuard Polyiso Insulation	Note 2	1 per 2.0 ft^2	BP-LL	(Optional) One or more BP-AA, SBS-AA	SBS-AA	-60.0
SC-158	Min. 22 ga., type B, Grade 33 steel; 6 ft span, #12 HWH Teks 5 screw 6" o.c. or min. 2,500 psi structural concrete	(Optional) One or more layers, any combination, loose laid	Min. 2-inch EnergyGuard RA	Note 2	1 per 1.45 ft^2	BP-LL	(Optional) One or more BP-AA, SBS-AA	SBS-AA	-67.5
SC-159	Min. 22 ga., type B, Grade 33 steel; 6 ft span, 5/8" dia. puddle welds 6" o.c. or min. 2,500 psi structural concrete	(Optional) One or more layers, any combination, loose laid	Min. 2-inch EnergyGuard Polyiso Insulation	Note 2	1 per 1.45 ft^2	BP-LL	(Optional) One or more BP-AA, SBS-AA	SBS-AA	-75.0
SC-160	Min. 22 ga., type B, Grade 33 steel; 6 ft span, 5/8" dia. puddle welds 6" o.c. or min. 2,500 psi structural concrete	(Optional) One or more layers, any combination, loose laid	Min. 2-inch EnergyGuard Polyiso Insulation	Note 2	1 per 1.45 ft^2	BP-LL	(Optional) One or more BP-AA, SBS-AA	SBS-AA (ASTM D6164, polyester only)	-82.5
SC-161	Min. 22 ga., type B, Grade 33 steel; 6 ft span, #12 HWH Teks 5 screw 6" o.c. or min. 2,500 psi structural concrete	One or more layers, any combination, loose laid	Min. 0.25-inch DensDeck	Note 2	1 per 1.0 ft^2	BP-LL	(Optional) One or more BP-AA, SBS-AA	SBS-AA	-82.5

2023 FBC HVHZ

TABLE 2D: STEEL OR STRUCTURAL CONCRETE DECKS - NEW CONSTRUCTION, REROOF (TEAR-OFF) OR RECOVER
SYSTEM TYPE C-1: MECHANICALLY ATTACHED INSULATION, BONDED ROOF COVER

‡ NOTE: As-tested steel deck performance under TAS 114, Appendix J indicates steel deck at max. 6 ft spans attached with 5/8" diameter puddle welds spaced 6" o.c. may be substituted for #12 HWH Teks 5 screws in the Table 2D assemblies up to a maximum design pressure of -82.5 psf. Note 1.

System No.	Deck‡ (Note 1)	Base Insulation Layer (Note 3, Note 13)	Top Insulation Layer			Roof Cover (Note 15)			MDP (psf)
			Type	Fastener (Note 2, Note 11)	Attach (Note 17)	Base Ply	Ply	Cap Ply	
SC-162	Min. 22 ga., type B, Grade 33 steel; 6 ft span, two (2) #12 HWH Teks 5 screws 6" o.c. or min. 2,500 psi structural concrete	One or more layers, any combination, loose laid	Min. 0.25-inch DensDeck Prime or SECUROCK Gypsum-Fiber Roof Board	Note 2	1 per 1.0 ft²	BP-LL	(Optional) One or more BP-AA, SBS-AA	SBS-AA	-97.5
COLD-APPLIED SYSTEMS:									
SC-163	Min. 22 ga., type B, Grade 33 steel or min. 2,500 psi structural concrete	One or more layers, any combination, loose laid	Min. 0.5-inch Structodek High Density Fiberboard Roof Insulation	Note 2	1 per 2.0 ft²	BP-CA	None	SBS-CA	-45.0*
SC-164	Min. 22 ga., type B, Grade 33 steel or min. 2,500 psi structural concrete	One or more layers, any combination, loose laid	Min. 0.25-inch SECUROCK Gypsum-Fiber Roof Board	Note 2	1 per 3.2 ft²	SBS-CA or SBS-CA1	(Optional) SBS-CA1	SBS-CA or SBS-CA1	-45.0*
SC-165	Min. 22 ga., type B, Grade 33 steel or min. 2,500 psi structural concrete	One or more layers, any combination, loose laid	Min. 0.375-inch SECUROCK Gypsum-Fiber Roof Board	Note 2	1 per 4.0 ft²	SBS-CA or SBS-CA1	(Optional) SBS-CA1	SBS-CA or SBS-CA1	-45.0*
SC-166	Min. 22 ga., type B, Grade 33 steel or min. 2,500 psi structural concrete	One or more layers, any combination, loose laid	Min. 0.5-inch DensDeck Prime	Note 2	1 per 4.0 ft²	SBS-CA1	(Optional) SBS-CA1	SBS-CA or SBS-CA1	-45.0*
SC-167	Min. 22 ga., type B, Grade 33 steel or min. 2,500 psi structural concrete	One or more layers, any combination, loose laid	Min. 0.25-inch DensDeck Prime or SECUROCK Gypsum-Fiber Roof Board	Note 2	1 per 2.0 ft²	SBS-CA1	(Optional) SBS-CA1	SBS-CA1	-45.0*
SC-168	Min. 22 ga., Type B, Grade 33 steel or min. 2,500 psi structural concrete	One or more layers, any combination, loose laid	Min. 0.5-inch EnergyGuard HD Polyiso Cover Board, EnergyGuard HD Plus Polyiso Cover Board	Note 2	1 per 2.0 ft²	SBS-CA or SBS-CA1	(Optional) SBS-CA1	SBS-CA or SBS-CA1	-45.0*
SC-169	Min. 22 ga., Type B, Grade 33 steel or min. 2,500 psi structural concrete	One or more layers, min. 1.5-inch, any combination, loose laid	Min. 0.125-inch Sturdy-Dek Asphaltic Cover Board	Fasteners: Note 2 Plates: Drill-Tec 3" Standard Steel Plate, Drill-Tec AccuTrac Flat Plate, Drill-Tec 3" Flat Steel Plate, Drill-Tec DF Steel Insulation Plate or Drill-Tec 3 in. Ribbed Galvalume Plate (Flat)	1 per 3.2 ft²	SBS-CA1	(Optional) SBS-CA1	SBS-CA1	-47.5*
SC-170	Min. 22 ga., type B, Grade 33 steel; 6 ft span, #12 HWH Teks 5 screw 6" o.c. or min. 2,500 psi structural concrete	One or more layers, any combination, loose laid	Min. 0.25-inch SECUROCK Gypsum-Fiber Roof Board	Note 2 (AccuTrac Flat Plate only)	1 per 1.3 ft²	SBS-CA1	(Optional) SBS-CA1	SBS-CA1	-52.5
SC-171	Min. 22 ga., type B, Grade 50 steel; 6 ft span, 5/8" puddle welds, 6" o.c. or min. 2,500 psi structural concrete	(Optional) One or more layers, any combination, loose laid	Min. 1.5-inch EnergyGuard Polyiso Insulation	Note 2	1 per 1.8 ft²	SBS-CA1	(Optional) SBS-CA1	SBS-CA1	-60.0
SC-172	Min. 22 ga., type B, Grade 33 steel; 6 ft span, #12 HWH Teks 5 screw 6" o.c. or min. 2,500 psi structural concrete	(Optional) One or more layers, any combination, loose laid	Min. 1.5-inch EnergyGuard RA, EnergyGuard Polyiso Insulation	Note 2	1 per 1.3 ft²	SBS-CA1	(Optional) SBS-CA1	SBS-CA1	-67.5

2023 FBC HVHZ

TABLE 2D: STEEL OR STRUCTURAL CONCRETE DECKS - NEW CONSTRUCTION, REROOF (TEAR-OFF) OR RECOVER
SYSTEM TYPE C-1: MECHANICALLY ATTACHED INSULATION, BONDED ROOF COVER

‡ NOTE: As-tested steel deck performance under TAS 114, Appendix J indicates steel deck at max. 6 ft spans attached with 5/8" diameter puddle welds spaced 6" o.c. may be substituted for #12 HWH Teks 5 screws in the Table 2D assemblies up to a maximum design pressure of -82.5 psf. Note 1.

System No.	Deck‡ (Note 1)	Base Insulation Layer (Note 3, Note 13)	Top Insulation Layer			Roof Cover (Note 15)			MDP (psf)
			Type	Fastener (Note 2, Note 11)	Attach (Note 17)	Base Ply	Ply	Cap Ply	
SC-173	Min. 22 ga., type B, Grade 33 steel; 6 ft span, #12 HWH Teks 5 screw 6" o.c. or min. 2,500 psi structural concrete	(Optional) One or more layers, any combination, loose laid	Min. 2-inch EnergyGuard Polyiso Insulation	Note 2	1 per 1.8 ft^2	SBS-CA1	(Optional) SBS-CA1	SBS-CA1	-67.5
SC-174	Min. 22 ga., type B, Grade 33 steel; 6 ft span, #12 HWH Teks 5 screw 6" o.c. or min. 2,500 psi structural concrete	One or more layers, any combination, loose laid	Min. 0.375-inch SECUROCK Gypsum-Fiber Roof Board	Note 2	1 per 1.3 ft^2	SBS-CA1	(Optional) SBS-CA1	SBS-CA1	-67.5
SC-175	Min. 22 ga., Type B, Grade 50 steel; 6 ft span, 5/8" puddle welds, 6" o.c. or min. 2,500 psi structural concrete	One or more layers, min. 1.5-inch, any combination, loose laid	Min. 0.5-inch DensDeck Prime	Drill-Tec #12 Fastener, Drill-Tec #12 DF Fastener or Drill-Tec #12 DP Fastener with Drill-Tec 3 in. Ribbed Galvalume Plate Flat, Drill-Tec 3" Flat Steel Plate, Drill-Tec 3" Standard Steel Plate or Drill-Tec 3" Steel Plate	1 per 2.0 ft^2	SBS-CA1	(Optional) SBS-CA1	SBS-CA1	-67.5
SC-176	Min. 22 ga., Type B, Grade 50 steel; 6 ft span, 5/8" puddle welds, 6" o.c. or min. 2,500 psi structural concrete	One or more layers, min. 1.5-inch, any combination, loose laid	Min. 0.5-inch SECUROCK Gypsum-Fiber Roof Board	Drill-Tec #12 Fastener, Drill-Tec #12 DF Fastener or Drill-Tec #12 DP Fastener with Drill-Tec 3 in. Ribbed Galvalume Plate Flat or Drill-Tec 3" Flat Steel Plate	1 per 2.0 ft^2	SBS-CA1	(Optional) SBS-CA1	SBS-CA1	-67.5
SC-177	Min. 22 ga., Type B, Grade 40 steel, 6 ft span, #12-24 HWH screw 6" o.c. or min. 2,500 psi structural concrete	One or more layers, min. 1.5-inch, any combination, loose laid	Min. 0.125-inch Sturdy-Dek Asphaltic Cover Board	Fasteners: Note 2 Plates: Drill-Tec 3" Standard Steel Plate, Drill-Tec AccuTrac Flat Plate, Drill-Tec 3" Flat Steel Plate, Drill-Tec DF Steel Insulation Plate or Drill-Tec 3 in. Ribbed Galvalume Plate (Flat)	1 per 1.45 ft^2	SBS-CA1	(Optional) SBS-CA1	SBS-CA1	-75.0
SC-178	Min. 22 ga., Type B, Grade 50 steel; 6 ft span, 5/8" puddle welds, 6" o.c. or min. 2,500 psi structural concrete	One or more layers, min. 1.5-inch, any combination, loose laid	Min. 0.5-inch DensDeck Prime	Drill-Tec #12 Fastener, Drill-Tec #12 DF Fastener or Drill-Tec #12 DP Fastener with Drill-Tec 3 in. Ribbed Galvalume Plate Flat, Drill-Tec 3" Flat Steel Plate, Drill-Tec 3" Standard Steel Plate or Drill-Tec 3" Steel Plate 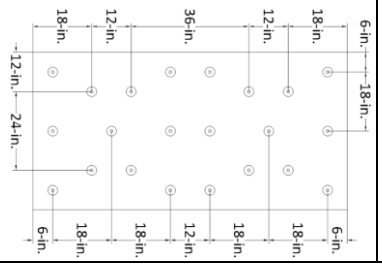	1 per 1.45 ft^2	SBS-CA1	(Optional) SBS-CA1	SBS-CA1	-82.5

2023 FBC HVHZ

TABLE 2D: STEEL OR STRUCTURAL CONCRETE DECKS - NEW CONSTRUCTION, REROOF (TEAR-OFF) OR RECOVER
SYSTEM TYPE C-1: MECHANICALLY ATTACHED INSULATION, BONDED ROOF COVER

‡ NOTE: As-tested steel deck performance under TAS 114, Appendix J indicates steel deck at max. 6 ft spans attached with 5/8" diameter puddle welds spaced 6" o.c. may be substituted for #12 HWH Teks 5 screws in the Table 2D assemblies up to a maximum design pressure of -82.5 psf. Note 1.

System No.	Deck‡ (Note 1)	Base Insulation Layer (Note 3, Note 13)	Top Insulation Layer			Roof Cover (Note 15)			MDP (psf)
			Type	Fastener (Note 2, Note 11)	Attach (Note 17)	Base Ply	Ply	Cap Ply	
SC-179	Min. 22 ga., Type B, Grade 50 steel; 6 ft span, 5/8" puddle welds, 6" o.c. or min. 2,500 psi structural concrete	One or more layers, min. 1.5-inch, any combination, loose laid	Min. 0.5-inch SECUROCK Gypsum-Fiber Roof Board	Drill-Tec #12 Fastener, Drill-Tec #12 DF Fastener or Drill-Tec #12 DP Fastener with Drill-Tec 3 in. Ribbed Galvalume Plate Flat or Drill-Tec 3" Flat Steel Plate 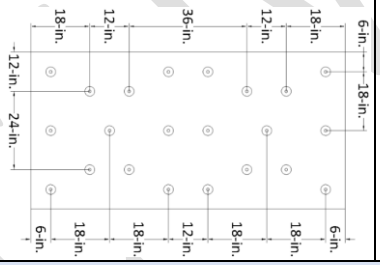	1 per 1.45 ft²	SBS-CA1	(Optional) SBS-CA1	SBS-CA1	-82.5
HYBRID HOT/COLD-APPLIED SYSTEMS:									
SC-180	Min. 22 ga., type B, Grade 33 steel or min. 2,500 psi structural concrete	One or more layers, any combination, loose laid	Min. 0.5-inch DensDeck Prime or min. 0.375-inch SECUROCK Gypsum-Fiber Roof Board	Drill-Tec #12 Fastener, Drill-Tec #12 DP Fastener, Drill-Tec #14 Fastener, Drill-Tec #14 DP Fastener with Drill-Tec 3" Flat Steel Plate, Drill-Tec 3" Standard Steel Plate, Drill-Tec 3 in. Ribbed Galvalume Plate (Flat), Drill-Tec AccuTrac Flat Plate or Drill-Tec #12 DF Fastener or Drill-Tec #12 DP Fastener with Drill-Tec 3" DF Steel Insulation Plate or Drill-Tec ASAP 3S, Drill-Tec 3" ASAP Flat, Drill-Tec Heavy Duty ASAP Roofing Fastener Assembled with a 3" Metal Plate or Dekfast #12-PH3-G3	1 per 4.0 ft²	BP-AA or SBS-AA	(Optional) BP-AA or SBS-AA	SBS-CA1	-45.0*
SC-181	Min. 22 ga., type B, Grade 33 steel; 6 ft span, #12 HWH Teks 5 screw 6" o.c. or min. 2,500 psi structural concrete	One or more layers, any combination, loose laid	Min. 0.25-inch SECUROCK Gypsum-Fiber Roof Board	Note 2 (AccuTrac Flat Plate)	1 per 1.3 ft²	BP-AA or SBS-AA	(Optional) BP-AA or SBS-AA	SBS-CA1	-52.5
SC-182	Min. 22 ga., type B, Grade 33 steel; 6 ft spans; #12 HWH Teks 5 screws at 6" o.c. or min. 2,500 psi structural concrete	One or more layers, any combination, loose laid	Min. 0.5-inch DensDeck Prime or SECUROCK Gypsum-Fiber Roof Board	Note 2	1 per 2.0 ft²	BP-AA or SBS-AA	(Optional) BP-AA or SBS-AA	SBS-CA1	-60.0
SC-183	Min. 22 ga., type B, Grade 33 steel; 6 ft spans; #12 HWH Teks 5 screws at 6" o.c. or min. 2,500 psi structural concrete	One or more layers, any combination, loose laid	Min. 0.5-inch DensDeck Prime or SECUROCK Gypsum-Fiber Roof Board	Note 2	1 per 1.6 ft²	BP-AA or SBS-AA	(Optional) BP-AA or SBS-AA	SBS-CA1	-82.5

2023 FBC HVHZ

TABLE 2D: STEEL OR STRUCTURAL CONCRETE DECKS - NEW CONSTRUCTION, REROOF (TEAR-OFF) OR RECOVER
SYSTEM TYPE C-1: MECHANICALLY ATTACHED INSULATION, BONDED ROOF COVER

‡ NOTE: As-tested steel deck performance under TAS 114, Appendix J indicates steel deck at max. 6 ft spans attached with 5/8" diameter puddle welds spaced 6" o.c. may be substituted for #12 HWH Teks 5 screws in the Table 2D assemblies up to a maximum design pressure of -82.5 psf. Note 1.

System No.	Deck‡ (Note 1)	Base Insulation Layer (Note 3, Note 13)	Top Insulation Layer			Roof Cover (Note 15)			MDP (psf)
			Type	Fastener (Note 2, Note 11)	Attach (Note 17)	Base Ply	Ply	Cap Ply	
SC-184	Min. 20 ga., type B, Grade 33 steel, min. 22 ga., type B, Grade 80 steel; 6 ft spans; #12 HWH Teks 5 screws at 6" o.c. or min. 2,500 psi structural concrete	One or more layers, any combination, loose laid	Min. 0.5-inch DensDeck Prime or SECUROCK Gypsum-Fiber Roof Board	Note 2	1 per 1.6 ft^2	BP-AA or SBS-AA	(Optional) BP-AA or SBS-AA	SBS-CA1	-90.0
SC-185	Min. 20 ga., type B, Grade 33 steel, min. 22 ga., type B, Grade 80 steel; 6 ft spans; #12 HWH Teks 5 screws at 6" o.c. or min. 2,500 psi structural concrete	One or more layers, any combination, loose laid	Min. 0.5-inch DensDeck Prime or SECUROCK Gypsum-Fiber Roof Board	Note 2	1 per 1.45 ft^2	BP-AA or SBS-AA	(Optional) BP-AA or SBS-AA	SBS-CA1	-97.5

TABLE 2E: STEEL OR STRUCTURAL CONCRETE DECKS - NEW CONSTRUCTION, REROOF (TEAR-OFF) OR RECOVER
SYSTEM TYPE C-3: BONDED AND MECHANICALLY ATTACHED INSULATION, BONDED ROOF COVER

System No.	Deck (Note 1)	Base Insulation Layer	Top Insulation Layer			Roof Cover (Note 15)			MDP (psf)
			Type	Adhesive & Fastener (Notes 6,7,8, Note 11)	Attach (Note 17)	Base Ply	Ply	Cap Ply	
CONVENTIONAL SYSTEMS:									
SC-186	Min. 22 ga., type B, Grade 33 steel; 6 ft span, two (2) #12 HWH Teks 5 screws 6" o.c. or min. 2,500 psi structural concrete	Min. 2.0-inch EnergyGuard RA or EnergyGuard Ultra, loose-laid	Min. 0.25-inch DensDeck Prime	Adhesive: OB500 Fastener: Drill-Tec XHD (steel only), Drill-Tec #14 Fastener (concrete only) or Drill-Tec #14 HD (concrete only) & Drill-Tec 3" Standard Steel Plate	Adhesive: 12-inch o.c. Fastener: 1 per 1.3 ft^2	SBS-TA or APP-TA	(Optional) SBS-TA or APP-TA	SBS-TA or APP-TA	-97.5
SC-187	Min. 22 ga., type B, Grade 33 steel; 6 ft span, two (2) #12 HWH Teks 5 screws 6" o.c. or min. 2,500 psi structural concrete	Min. 2.0-inch EnergyGuard RA or EnergyGuard Ultra, loose-laid	Min. 0.25-inch DensDeck Prime	Adhesive: LRF-XF Fastener: Drill-Tec XHD (steel only), Drill-Tec #14 Fastener (concrete only) or Drill-Tec #14 HD (concrete only) & Drill-Tec 3" Standard Steel Plate	Adhesive: 12-inch o.c. Fastener: 1 per 1.3 ft^2	SBS-TA or APP-TA	(Optional) SBS-TA or APP-TA	SBS-TA or APP-TA	-97.5
SELF-ADHERING BASE PLY:									
SC-188	Min. 22 ga., type B, Grade 33 steel; 6 ft span, two (2) #12 HWH Teks 5 screws 6" o.c. or min. 2,500 psi structural concrete	Min. 2.0-inch EnergyGuard RA or EnergyGuard Ultra, loose-laid	Min. 0.25-inch DensDeck Prime	Adhesive: OB500 Fastener: Drill-Tec XHD (steel only), Drill-Tec #14 Fastener (concrete only) or Drill-Tec #14 HD (concrete only) & Drill-Tec 3" Standard Steel Plate	Adhesive: 12-inch o.c. Fastener: 1 per 1.3 ft^2	SBS-SA	(Optional) SBS-TA or APP-TA	SBS-TA or APP-TA	-97.5

2023 FBC HVHZ

TABLE 2E: STEEL OR STRUCTURAL CONCRETE DECKS - NEW CONSTRUCTION, REROOF (TEAR-OFF) OR RECOVER SYSTEM TYPE C-3: BONDED AND MECHANICALLY ATTACHED INSULATION, BONDED ROOF COVER									
System No.	Deck (Note 1)	Base Insulation Layer	Top Insulation Layer			Roof Cover (Note 15)			MDP (psf)
			Type	Adhesive & Fastener (Notes 6,7,8, Note 11)	Attach (Note 17)	Base Ply	Ply	Cap Ply	
SC-189	Min. 22 ga., type B, Grade 33 steel; 6 ft span, two (2) #12 HWH Teks 5 screws 6" o.c. or min. 2,500 psi structural concrete	Min. 2.0-inch EnergyGuard RA or EnergyGuard Ultra, loose-laid	Min. 0.25-inch DensDeck Prime	Adhesive: LRF-XF Fastener: Drill-Tec XHD (steel only), Drill-Tec #14 Fastener (concrete only) or Drill-Tec #14 HD (concrete only) & Drill-Tec 3" Standard Steel Plate	Adhesive: 12-inch o.c. Fastener: 1 per 1.3 ft^2	SBS-SA	(Optional) SBS-TA or APP-TA	SBS-TA or APP-TA	-97.5

TABLE 2F: STEEL OR STRUCTURAL CONCRETE DECKS – NEW CONSTRUCTION, REROOF (TEAR-OFF) OR RECOVER SYSTEM TYPE D-2: INSULATED, MECHANICALLY ATTACHED BASE SHEET, BONDED ROOF COVER								
‡ NOTE: As-tested steel deck performance under TAS 114, Appendix J indicates steel deck at max. 6 ft spans attached with 5/8" diameter puddle welds spaced 6" o.c. may be substituted for #12 HWH Teks 5 screws in the Table 2F assemblies up to a maximum design pressure of -82.5 psf. Note 1								
System No.	Deck‡ (Note 1)	Insulation Layer(s) (Note 3, Note 13)	Base or Anchor Sheet			Roof Cover (Note 15)		MDP (psf)
			Base	Fastener (Note 2, Note 11)	Attach	Base Ply	Cap Ply	
CONVENTIONAL SYSTEMS:								
SC-190	Min. 22 ga., type B, Grade 33 steel or min. 2,500 psi structrual concrete	One or more layers, any combination	GAFGLAS #75 Base Sheet, Tri-Ply #75 Base Sheet, GAFGLAS #80 Ultima Base Sheet or GAFGLAS Stratavent Nailable Venting Base Sheet	Note 2	18-inch o.c. at min. 2-inch laps and 18-inch o.c. in three, equally spaced, staggered center rows	BP-AA, SBS-AA	SBS-AA	-45.0*
SC-191	Min. 22 ga., type B, Grade 33 steel or min. 2,500 psi structrual concrete	One or more layers, any combination	GAFGLAS #80 Ultima Base Sheet	Drill-Tec #12 DF Fastener (steel only) or Drill-Tec #14 DF Fastener with Drill-Tec 3" DF Steel Insulation Plate	18-inch o.c. at min. 2-inch laps and 18-inch o.c. in three, equally spaced, staggered center rows	BP-AA, SBS-AA	SBS-AA	-45.0*
SC-192	Min. 22 ga., type B, Grade 33 steel or min. 2,500 psi structrual concrete	One or more layers, any combination	GAFGLAS #75 Base Sheet, Tri-Ply #75 Base Sheet, GAFGLAS #80 Ultima Base Sheet or GAFGLAS Stratavent Nailable Venting Base Sheet	Note 2	12-inch o.c. at min. 2-inch laps and 18-inch o.c. in three, equally spaced, staggered center rows	SBS-TA, APP-TA	SBS-TA, APP-TA	-45.0*
SC-193	Min. 22 ga., type B, Grade 33 steel or min. 2,500 psi structrual concrete	One or more layers, any combination	GAFGLAS #75 Base Sheet, Tri-Ply #75 Base Sheet, GAFGLAS #80 Ultima Base Sheet or GAFGLAS Stratavent Nailable Venting Base Sheet	Note 2	12-inch o.c. at min. 3.5-inch laps and 12-inch o.c. in three, equally spaced, staggered center rows	SBS-AA	SBS-AA, SBS-TA	-45.0*

2023 FBC HVHZ

TABLE 2F: STEEL OR STRUCTURAL CONCRETE DECKS – NEW CONSTRUCTION, REROOF (TEAR-OFF) OR RECOVER
SYSTEM TYPE D-2: INSULATED, MECHANICALLY ATTACHED BASE SHEET, BONDED ROOF COVER

‡ NOTE: As-tested steel deck performance under TAS 114, Appendix J indicates steel deck at max. 6 ft spans attached with 5/8" diameter puddle welds spaced 6" o.c. may be substituted for #12 HWH Teks 5 screws in the Table 2F assemblies up to a maximum design pressure of -82.5 psf. Note 1

System No.	Deck‡ (Note 1)	Insulation Layer(s) (Note 3, Note 13)	Base or Anchor Sheet			Roof Cover (Note 15)		MDP (psf)
			Base	Fastener (Note 2, Note 11)	Attach	Base Ply	Cap Ply	
SC-194	Min. 22 ga., type B, Grade 33 steel or min. 2,500 psi structrual concrete	(Optional) VB-BP1-AA, VB-BP2-AA or VB-SBS-AA over concrete deck. One or more layers, any combination insulation	Ruberoid Mop Smooth, Ruberoid Mop Smooth 1.5, Ruberoid Mop Plus Smooth	Note 2	18-inch o.c. at min. 3.5-inch laps	(Optional) SBS-TA	SBS-TA	-45.0*
SC-195	Min. 22 ga., type B, Grade 33 steel or min. 2,500 psi structrual concrete	One or more layers, any combination	Ruberoid Mop Smooth 1.5	Note 2	18-inch o.c. at min. 3.5-inch laps	BP-AA, SBS-AA	SBS-AA	-45.0*
SC-196	Min. 22 ga., type B, Grade 33 steel or min. 2,500 psi structrual concrete	One or more layers, any combination	Ruberoid Mop Smooth 1.5	Drill-Tec 2 in. Barbed Plate with Drill-Tec #12 (steel only) or #14	Off-centered in the lap by 0.5-inch towards the sheet-edge and spaced 18-inch o.c. within the min. 4-inch wide, heat-welded laps	(Optional) SBS-TA	SBS-TA	-45.0*
SC-197	Min. 22 ga., type B, Grade 33 steel or min. 2,500 psi structrual concrete	One or more layers, any combination	Ruberoid Mop Smooth 1.5	Drill-Tec Batten Bar with Drill-Tec #12 (steel only) or #14	18-inch o.c. within min. 4-inch wide, heat-welded laps	(Optional) SBS-TA	SBS-TA	-45.0*
SC-198	Min. 22 ga., type B, Grade 33 steel or min. 2,500 psi structrual concrete	One or more layers, any combination	Ruberoid HW Smooth	Drill-Tec 2 in. Barbed Plate with Drill-Tec #12 (steel only) or #14	12-inch o.c. within min. 4-inch wide, heat-welded laps	(Optional) SBS-TA	SBS-TA	-45.0*
SC-199	Min. 22 ga., type B, Grade 33 steel; 6 ft span, #12 HWH Teks 5 screw 6" o.c. or min. 2,500 psi structrual concrete	(Optional) VB-BP1-AA, VB-BP2-AA or VB-SBS-AA over concrete deck. One or more layers, any combination insulation	Ruberoid Mop Smooth, Ruberoid Mop Smooth 1.5, Ruberoid Mop Plus Smooth	Note 2	12-inch o.c. at min. 3.5-inch laps	(Optional) SBS-TA	SBS-TA	-52.5
SC-200	Min. 22 ga., type B, Grade 33 steel; 6 ft span, #12 HWH Teks 5 screw 6" o.c. or min. 2,500 psi structrual concrete	One or more layers, any combination	Ruberoid Mop Smooth 1.5	Drill-Tec 2 in. Barbed Plate with Drill-Tec #12 (steel only) or #14	Off-centered in the lap by 0.5-inch towards the sheet-edge and spaced 12-inch o.c. within the min. 4-inch wide, heat-welded laps	(Optional) SBS-TA	SBS-TA	-52.5
SC-201	Min. 22 ga., type B, Grade 33 steel; 6 ft span, #12 HWH Teks 5 screw 6" o.c. or min. 2,500 psi structrual concrete	One or more layers, any combination	Ruberoid Mop Smooth 1.5	Drill-Tec 2-3/8 in. Barbed XHD Plate or Drill-Tec Eyehook AccuSeam Plate with Drill-Tec XHD	Off-centered in the lap by 0.25-inch towards the sheet-edge and spaced 12-inch o.c. within the min. 5-inch wide, heat-welded laps	(Optional) SBS-TA	SBS-TA	-67.5

2023 FBC HVHZ

TABLE 2F: STEEL OR STRUCTURAL CONCRETE DECKS – NEW CONSTRUCTION, REROOF (TEAR-OFF) OR RECOVER
SYSTEM TYPE D-2: INSULATED, MECHANICALLY ATTACHED BASE SHEET, BONDED ROOF COVER

‡ NOTE: As-tested steel deck performance under TAS 114, Appendix J indicates steel deck at max. 6 ft spans attached with 5/8" diameter puddle welds spaced 6" o.c. may be substituted for #12 HWH Teks 5 screws in the Table 2F assemblies up to a maximum design pressure of -82.5 psf. Note 1

System No.	Deck‡ (Note 1)	Insulation Layer(s) (Note 3, Note 13)	Base or Anchor Sheet			Roof Cover (Note 15)		MDP (psf)
			Base	Fastener (Note 2, Note 11)	Attach	Base Ply	Cap Ply	
SC-202	Min. 22 ga., type B, Grade 33 steel; 6 ft span, #12 HWH Teks 5 screw 6" o.c. or min. 2,500 psi structural concrete	One or more layers, any combination	Ruberoid Mop Smooth 1.5	Drill-Tec Batten Bar with Drill-Tec XHD	12-inch o.c. within min. 4-inch wide, heat-welded laps	(Optional) SBS-TA	SBS-TA	-67.5
SC-203	Min. 22 ga., type B, Grade 33 steel; 6 ft span, #12 HWH Teks 5 screw 6" o.c. or min. 2,500 psi structural concrete	One or more layers, any combination	GAFGLAS #80 Ultima Base Sheet or GAFGLAS Stratavent Nailable Venting Base Sheet	Note 2	6-inch o.c. at min. 3.5-inch laps and 12-inch o.c. in three, equally spaced, staggered center rows	SBS-AA	SBS-AA, SBS-TA	-82.5
SC-204	Min. 22 ga., type B, Grade 33 steel; 6 ft span, #12 HWH Teks 5 screw 6" o.c. or min. 2,500 psi structural concrete	One or more layers, any combination	GAFGLAS #80 Ultima Base Sheet	Drill-Tec #12 DF Fastener (steel only) or Drill-Tec #14 DF Fastener with Drill-Tec 3" DF Steel Insulation Plate	6-inch o.c. at min. 3.5-inch laps and 12-inch o.c. in three, equally spaced, staggered center rows	SBS-AA	SBS-AA, SBS-TA	-82.5
SC-205	Min. 22 ga., type B, Grade 33 steel; 6 ft span, #12 HWH Teks 5 screw 6" o.c. or min. 2,500 psi structural concrete	One or more layers, any combination	GAFGLAS #80 Ultima Base Sheet	Note 2 or Drill-Tec #12 DF Fastener (steel only) or Drill-Tec #14 DF Fastener with Drill-Tec 3" DF Steel Insulation Plate	6-inch o.c. at min. 3.5-inch laps and 12-inch o.c. in three, equally spaced, staggered center rows	SBS-TA, APP-TA	SBS-TA, APP-TA	-82.5
SC-206	Min. 22 ga., type B, Grade 33 steel; 6 ft span, #12 HWH Teks 5 screw 6" o.c. or min. 2,500 psi structural concrete	One or more layers, any combination	GAFGLAS #75	Note 2 *(Drill-Tec 3" Standard Steel Plate; Drill-Tec ASAP 3S (steel) or Drill-Tec Heavy Duty ASAP Roofing Fastener Assembled with a 3" Metal Plate only)*	6-inch o.c. at min. 3.5-inch laps and 12-inch o.c. in three, equally spaced, staggered center rows	SBS-TA, APP-TA	SBS-TA, APP-TA	-82.5
SC-207	Min. 22 ga., type B, Grade 33 steel; 6 ft span, two (2) #12 HWH Teks 5 screws 6" o.c. or min. 2,500 psi structural concrete	One or more layers, any combination	Ruberoid Mop Smooth 1.5	Note 2	18-inch o.c. at min. 3.25-inch laps and 18-inch o.c. in two, equally spaced, staggered center rows	BP-AA, SBS-AA	SBS-AA	-105.0
SC-208	Min. 22 ga., type B, Grade 33 steel; 6 ft span, two (2) #12 HWH Teks 5 screws 6" o.c. or min. 2,500 psi structural concrete	(Optional) VB-BP1-AA, VB-BP2-AA or VB-SBS-AA over concrete deck. One or more layers, any combination insulation	Ruberoid Mop Smooth, Ruberoid Mop Smooth 1.5, Ruberoid Mop Plus Smooth	Note 2 ***(Do not use Drill-Tec 3" Steel Plate)***	6-inch o.c. at min. 3.5-inch laps	(Optional) SBS-TA	SBS-TA	-112.5
SC-209	Min. 22 ga., type B, Grade 80 steel; 6 ft span, two (2) #12 HWH Teks 5 screws 6" o.c.	One or more layers, any combination, min. 3-inch thick	GAFGLAS #80 Ultima Base Sheet	Drill-Tec #12 DF Fastener, Drill-Tec #14 DF Fastener or Drill-Tec #15 DF Fastener with Drill-Tec 3" DF Steel Insulation Plate	6-inch o.c. at min. 3.5-inch laps and 6-inch o.c. in three, equally spaced, staggered center rows	SBS-TA	SBS-TA	-142.5

2023 FBC HVHZ

TABLE 2F: STEEL OR STRUCTURAL CONCRETE DECKS – NEW CONSTRUCTION, REROOF (TEAR-OFF) OR RECOVER
SYSTEM TYPE D-2: INSULATED, MECHANICALLY ATTACHED BASE SHEET, BONDED ROOF COVER

‡ NOTE: As-tested steel deck performance under TAS 114, Appendix J indicates steel deck at max. 6 ft spans attached with 5/8" diameter puddle welds spaced 6" o.c. may be substituted for #12 HWH Teks 5 screws in the Table 2F assemblies up to a maximum design pressure of -82.5 psf. Note 1

System No.	Deck‡ (Note 1)	Insulation Layer(s) (Note 3, Note 13)	Base or Anchor Sheet			Roof Cover (Note 15)		MDP (psf)
			Base	Fastener (Note 2, Note 11)	Attach	Base Ply	Cap Ply	
SC-210	Min. 2,500 psi structrual concrete	One or more layers, any combination, min. 3-inch thick	GAFGLAS #80 Ultima Base Sheet	Drill-Tec #14 DF Fastener with Drill-Tec 3" DF Steel Insulation Plate	6-inch o.c. at min. 3.5-inch laps and 6-inch o.c. in three, equally spaced, staggered center rows	SBS-TA	SBS-TA	-142.5
SC-211	Min. 22 ga., type B, Grade 33 steel; 6 ft span, two (2) #12 HWH Teks 5 screws 6" o.c. or min. 2,500 psi structural concrete	One or more layers, any combination	GAFGLAS #80 Ultima Base Sheet	Note 2	6-inch o.c. at min. 3.5-inch laps and 6-inch o.c. in three, equally spaced, staggered center rows	(Optional) SBS-TA	SBS-TA	-150.0
SC-212	Min. 22 ga., type B, Grade 33 steel; 6 ft span, two (2) #12 HWH Teks 5 screws 6" o.c. or min. 2,500 psi structural concrete	One or more layers, any combination	Ruberoid Mop Smooth 1.5	Drill-Tec #14 Fastener with Drill-Tec 2 3/8 in. Barbed XHD Plate or Drill-Tec Eyehook AccuSeam Plate	6-inch o.c. at min. 3.25-inch laps and 6-inch o.c. in three, equally spaced, staggered center rows	SBS-TA	SBS-TA	-150.0
SC-213	Min. 22 ga., type B, Grade 33 steel; 6 ft span, two (2) #12 HWH Teks 5 screws 6" o.c. or min. 2,500 psi structural concrete	One or more layers, any combination	GAFGLAS #75	Note 2 *(Drill-Tec 3" Standard Steel Plate; Drill-Tec ASAP 3S (steel) or Drill-Tec Heavy Duty ASAP Roofing Fastener Assembled with a 3" Metal Plate only)*	6-inch o.c. at min. 3.5-inch laps and 6-inch o.c. in three, equally spaced, staggered center rows	(Optional) Ruberoid HW Smooth	SBS-TA	-150.0
SELF-ADHERING BASE PLY:								
SC-214	Min. 22 ga., type B, Grade 33 steel or min. 2,500 psi structrual concrete	One or more layers, any combination	Liberty SBS Self-Adhering Base/Ply Sheet	Note 2	12-inch o.c. at min. 3.5-inch laps and 18-inch o.c. in one center row	(Optional) SBS-SA	SBS-SA	-45.0*
COLD-APPLIED SYSTEMS:								
SC-215	Min. 22 ga., type B, Grade 33 steel or min. 2,500 psi structrual concrete	One or more layers, any combination	Ruberoid 20 Smooth	Note 2	12-inch o.c. at min. 3-inch laps and 12-inch o.c. in two, equally spaced, staggered center rows	None	SBS-CA or SBS-CA1	-45.0*
SC-216	Min. 22 ga., type B, Grade 33 steel or min. 2,500 psi structrual concrete	One or more layers, any combination	GAFGLAS #75 Base Sheet, Tri-Ply #75 Base Sheet	Note 2	12-inch o.c. at min. 2-inch laps and 12-inch o.c. in three, equally spaced, staggered center rows	None	SBS-CA	-45.0*
SC-217	Min. 22 ga., type B, Grade 33 steel or min. 2,500 psi structrual concrete	One or more layers, any combination	Ruberoid Mop Smooth 1.5	Note 2	24-inch o.c. at min. 3-inch laps and 24-inch o.c. in two, equally spaced, staggered center rows	None	SBS-CA or SBS-CA1	-45.0
SC-218	Min. 22 ga., type B, Grade 33 steel; 6 ft span, #12 HWH Teks 5 screw 6" o.c. or min. 2,500 psi structural concrete	One or more layers, any combination	GAFGLAS #80 Ultima Base Sheet or GAFGLAS Stratavent Nailable Venting Base Sheet	Note 2	6-inch o.c. at min. 3.5-inch laps and 12-inch o.c. in three, equally spaced, staggered center rows	SBS-CA at 2.0 gal/sq.	SBS-CA at 2.0 gal/sq.	-82.5

2023 FBC HVHZ

TABLE 3A: STRUCTURAL CONCRETE DECKS - NEW CONSTRUCTION OR REROOF (TEAR-OFF) SYSTEM TYPE A-1: BONDED INSULATION, BONDED ROOF COVER (BASE INSULATION LAYER ONLY)* SEE NOTE 16 FOR VAPOR BARRIER OPTIONS							
System No.	Deck (Note 1)	Base Insulation Layer		Roof Cover (Note 15)			MDP (psf)*
		Type	Attach (Notes 6,7,8)	Base Ply	Ply	Cap Ply	
CONVENTIONAL SYSTEMS WITH BASE INSULATION LAYER ONLY							
C-1.	Primed structural concrete	Min. 0.5-inch Structodek High Density Fiberboard Roof Insulation or min. 0.4375-inch DEXcell Cement Roof Board	Hot asphalt	BP-AA, SBS-AA	(Optional) One or more BP-AA, SBS-AA, SBS-TA or APP-TA	SBS-AA, SBS-TA or APP-TA	-165.0
C-2.	Structural concrete	Min. 0.25-inch DensDeck Prime	LRF-XF	SBS-TA	(Optional) One or more SBS-TA	SBS-TA	-300.0
C-3.	Structural concrete	Min. 0.5-inch Structodek High Density Fiberboard Roof Insulation	OB500	BP-AA, SBS-AA	(Optional) One or more BP-AA, SBS-AA, SBS-TA or APP-TA	SBS-AA, SBS-TA or APP-TA	-165.0
C-4.	Structural concrete	Min. 0.25-inch DensDeck Prime	OB500	SBS-TA	(Optional) One or more SBS-TA	SBS-TA	-300.0
SELF-ADHERING BASE PLY WITH BASE INSULATION LAYER ONLY							
C-5.	Primed structural concrete	Min. 1.5-inch EnergyGuard Ultra	Hot asphalt	SBS-SA	(Optional) SBS-SA, SBS-TA, APP-TA	SBS-SA, SBS-TA, APP-TA	-90.0
C-6.	Primed structural concrete	Min. 1.5-inch EnergyGuard RA	Hot asphalt	SBS-SA	(Optional) SBS-SA, SBS-TA, APP-TA	SBS-TA, APP-TA	-217.5
C-7.	Structural concrete	Min. 0.5-inch EnergyGuard Polyiso Insulation, EnergyGuard Ultra	LRF-M	SBS-SA	(Optional) SBS-TA or APP-TA	SBS-TA or APP-TA	-232.5
C-8.	Structural concrete	Min. 1.5-inch EnergyGuard Polyiso Insulation	LRF-M Canister	SBS-SA	(Optional) SBS-TA or APP-TA	SBS-TA or APP-TA	-232.5
C-9.	Structural concrete	Min. 0.25-inch SECUROCK Gypsum-Fiber Roof Board	LRF-XF	SBS-SA	(Optional) SBS-TA or APP-TA	SBS-TA or APP-TA	-137.5
C-10.	Structural concrete	Min. 0.5-inch EnergyGuard Polyiso Insulation	LRF-XF	SBS-SA	(Optional) SBS-TA or APP-TA	SBS-TA or APP-TA	-180.0
C-11.	Structural concrete	Min. 0.5-inch EnergyGuard Ultra	LRF-XF	SBS-SA	(Optional) SBS-TA or APP-TA	SBS-TA or APP-TA	-232.5
C-12.	Structural concrete	Min. 0.25-inch SECUROCK Gypsum-Fiber Roof Board primed with Matrix 307 Premium Asphalt Primer or ASTM D41 primer	LRF-XF	SBS-SA	(Optional) SBS-TA or APP-TA	SBS-TA or APP-TA	-285.0
C-13.	Structural concrete	Min. 1.5-inch EnergyGuard RA	LRF-XF	SBS-SA	(Optional) SBS-SA, SBS-TA, APP-TA	SBS-TA, APP-TA	-217.5
C-14.	Structural concrete	Min 0.5-inch Structodek High Density Fiberboard Roof Insulation	OB500, 6-inch o.c.	SBS-SA	(Optional) SBS-SA	SBS-SA	-110.0
C-15.	Structural concrete	Min. 1.5-inch EnergyGuard RA	OB500	SBS-SA	(Optional) SBS-SA	SBS-SA	-120.0
C-16.	Structural concrete	Min. 0.25-inch DensDeck	OB500	SBS-SA	(Optional) SBS-TA or APP-TA	SBS-TA or APP-TA	-122.5
C-17.	Structural concrete	Min. 0.25-inch SECUROCK Gypsum-Fiber Roof Board	OB500	SBS-SA	(Optional) SBS-TA or APP-TA	SBS-TA or APP-TA	-137.5

2023 FBC HVHZ

TABLE 3A: STRUCTURAL CONCRETE DECKS - NEW CONSTRUCTION OR REROOF (TEAR-OFF) SYSTEM TYPE A-1: BONDED INSULATION, BONDED ROOF COVER (BASE INSULATION LAYER ONLY)* SEE NOTE 16 FOR VAPOR BARRIER OPTIONS							
System No.	Deck (Note 1)	Base Insulation Layer		Roof Cover (Note 15)			MDP (psf)*
		Type	Attach (Notes 6,7,8)	Base Ply	Ply	Cap Ply	
C-18.	Structural concrete	Min. 0.25-inch SECUROCK Ultralight Coated Glass-Mat Roof Board	OB500	SBS-SA	(Optional) SBS-TA or APP-TA	SBS-TA or APP-TA	-165.0
C-19.	Structural concrete	Min. 0.25-inch DensDeck primed with Matrix 307 Premium Asphalt Primer or ASTM D41 primer	OB500	SBS-SA	(Optional) SBS-TA or APP-TA	SBS-TA or APP-TA	-167.5
C-20.	Structural concrete	Min. 0.5-inch EnergyGuard Polyiso Insulation, EnergyGuard Ultra	OB500	SBS-SA	(Optional) SBS-TA or APP-TA	SBS-TA or APP-TA	-232.5
C-21.	Structural concrete	Min. 0.25-inch SECUROCK Gypsum-Fiber Roof Board primed with Matrix 307 Premium Asphalt Primer or ASTM D41 primer	OB500	SBS-SA	(Optional) SBS-TA or APP-TA	SBS-TA or APP-TA	-285.0
VENTING SYSTEMS WITH BASE INSULATION LAYER ONLY							
C-22.	Primed structural concrete	Min. 1.5-inch EnergyGuard RA	Hot asphalt	BP-LL	(Optional) One or more BP-AA, SBS-AA	SBS-AA	-150.0
C-23.	Primed structural concrete	Min. 1.5-inch EnergyGuard RA	Hot asphalt	BP-LL	One or more BP-AA, SBS-AA	SBS-TA or APP-TA	-150.0
C-24.	Primed structural concrete	Min. 0.5-inch EnergyGuard Polyiso Insulation, EnergyGuard Ultra	Hot asphalt	BP-LL	(Optional) BP-AA, SBS-AA	SBS-AA	-150.0
C-25.	Primed structural concrete	Min. 1.5-inch EnergyGuard Ultra	Hot asphalt	BP-LL	(Optional) One or more BP-AA, SBS-AA	SBS-AA	-172.5
C-26.	Primed structural concrete	Min. 1.5-inch EnergyGuard Ultra	Hot asphalt	BP-LL	One or more BP-AA, SBS-AA	SBS-TA or APP-TA	-172.5
COLD-APPLIED SYSTEMS WITH BASE INSULATION LAYER ONLY							
C-27.	Structural concrete	Min. 1.5-inch EnergyGuard RA	LRF-XF	SBS-CA1	(Optional) SBS-CA1	SBS-CA1	-60.0
C-28.	Structural concrete	Min. 1.5-inch EnergyGuard RA	OB500	SBS-CA1	(Optional) SBS-CA1	SBS-CA1	-60.0

2023 FBC HVHZ

TABLE 3B: STRUCTURAL CONCRETE DECKS - NEW CONSTRUCTION OR REROOF (TEAR-OFF)
SYSTEM TYPE A-1: BONDED INSULATION, BONDED ROOF COVER (BASE AND TOP INSULATION LAYERS)*
SEE NOTE 16 FOR VAPOR BARRIER OPTIONS

System No.	Deck (Note 1)	Base Insulation Layer		Top Insulation Layer		Roof Cover (Note 15)			MDP (psf)*
		Type	Attach (Notes 6,7,8)	Type	Attach (Notes 6,7,8)	Base Ply	Ply	Cap Ply	
CONVENTIONAL SYSTEMS WITH POLYISOCYANURATE BASE INSULATION LAYER:									
C-29.	Primed structural concrete	Min. 1.5-inch EnergyGuard RA	Hot asphalt	Min. 0.25-inch DensDeck, DensDeck Prime or SECUROCK Gypsum-Fiber Roof Board or min. 0.4375-inch DEXcell Cement Roof Board	Hot asphalt	BP-AA	(Optional) BP-AA	SBS-AA or SBS-TA	-112.5
C-30.	Primed structural concrete	Min. 1.5-inch EnergyGuard RA or EnergyGuard Ultra	Hot asphalt	Min. 0.25-inch DensDeck Prime	Hot asphalt	APP-TA	(Optional) APP-TA	APP-TA	-127.5
C-31.	Primed structural concrete	Min. 0.5-inch EnergyGuard Polyiso Insulation, EnergyGuard Ultra	Hot asphalt	Min. 0.5-inch Structodek High Density Fiberboard Roof Insulation or min. 0.25-inch DensDeck, DensDeck Prime, SECUROCK Gypsum Fiber Roof Board or min. 0.4375-inch DEXcell Cement Roof Board	Hot asphalt	BP-AA, SBS-AA	(Optional) BP-AA, SBS-AA	SBS-AA	-150.0
C-32.	Primed structural concrete	Min. 1.5-inch EnergyGuard RA or EnergyGuard Ultra	Hot asphalt	Min. 0.25-inch SECUROCK Gypsum-Fiber Roof Board	Hot asphalt	BP-AA or SBS-AA	(Optional) BP-AA, SBS-AA, SBS-TA or APP-TA	SBS-AA, SBS-TA or APP-TA	-225.0
C-33.	Primed structural concrete	Min. 1.5-inch EnergyGuard RA or EnergyGuard Ultra	Hot asphalt	Min. 0.25-inch DensDeck Prime or SECUROCK Gypsum-Fiber Roof Board	Hot asphalt	SBS-TA	(Optional) SBS-TA	SBS-TA	-232.5
C-34.	Primed structural concrete	Min. 1.5-inch EnergyGuard RA	Hot asphalt	Min. 0.25-inch SECUROCK Gypsum-Fiber Roof Board	Hot asphalt	APP-TA	(Optional) APP-TA	APP-TA	-240.0
C-35.	Primed structural concrete	Min. 1.5-inch EnergyGuard RA	Hot asphalt	Min. 0.25-inch DensDeck or DensDeck Prime or min. 0.4375-inch DEXcell Cement Roof Board	Hot asphalt	BP-AA, SBS-AA	(Optional) One or more BP-AA, SBS-AA, SBS-TA or APP-TA	SBS-AA, SBS-TA or APP-TA	-240.0
C-36.	Primed structural concrete	Min. 0.5-inch EnergyGuard Polyiso Insulation, EnergyGuard RA	Hot asphalt	Min. 0.5-inch Structodek High Density Fiberboard Roof Insulation, min. 0.25-inch DensDeck Prime or SECUROCK Gypsum-Fiber Roof Board or min. 0.4375-inch DEXcell Cement Roof Board	Hot asphalt	BP-AA or SBS-AA	(Optional) One or more BP-AA, SBS-AA, SBS-TA	SBS-AA, SBS-TA	-255.0
C-37.	Primed structural concrete	Min. 1.5-inch EnergyGuard RA	Hot asphalt	Min. 0.5-inch Structodek High Density Fiberboard Roof Insulation or min. 0.4375-inch DEXcell Cement Roof Board	Hot asphalt	BP-AA, SBS-AA	(Optional) One or more BP-AA, SBS-AA, SBS-TA or APP-TA	SBS-AA, SBS-TA or APP-TA	-307.5
C-38.	Structural concrete	One or more layer(s), min. 0.5-inch EnergyGuard Polyiso Insulation, EnergyGuard RA or EnergyGuard Ultra Polyiso Insulation	LRF-M or LRF-M Canister	Min. 0.125-inch Sturdy-Dek Asphaltic Cover Board	LRF-M or LRF-M Canister	SBS-TA or APP-TA	(Optional) SBS-TA or APP-TA	SBS-TA or APP-TA	-97.5

2023 FBC HVHZ

TABLE 3B: STRUCTURAL CONCRETE DECKS - NEW CONSTRUCTION OR REROOF (TEAR-OFF)
SYSTEM TYPE A-1: BONDED INSULATION, BONDED ROOF COVER (BASE AND TOP INSULATION LAYERS)*
SEE NOTE 16 FOR VAPOR BARRIER OPTIONS

System No.	Deck (Note 1)	Base Insulation Layer		Top Insulation Layer		Roof Cover (Note 15)			MDP (psf)*
		Type	Attach (Notes 6,7,8)	Type	Attach (Notes 6,7,8)	Base Ply	Ply	Cap Ply	
C-39.	Structural concrete	One or more layer(s), min. 0.5-inch EnergyGuard Polyiso Insulation, EnergyGuard RA or EnergyGuard Ultra Polyiso Insulation	LRF-XF	Min. 0.125-inch Sturdy-Dek Asphaltic Cover Board	LRF-XF	SBS-TA or APP-TA	(Optional) SBS-TA or APP-TA	SBS-TA or APP-TA	-97.5
C-40.	Structural concrete	One or more layer(s), min. 0.5-inch EnergyGuard Polyiso Insulation, EnergyGuard RA or EnergyGuard Ultra Polyiso Insulation	LRF-XF	Min. 0.25-inch DensDeck Prime or SECUROCK Gypsum-Fiber Roof Board	LRF-XF	BP-AA, SBS-AA, SBS-TA or APP-TA	(Optional) BP-AA, SBS-AA, SBS-TA or APP-TA	SBS-AA, SBS-TA or APP-TA	-180.0
C-41.	Structural concrete	Min. 1.5-inch EnergyGuard Polyiso Insulation, EnergyGuard RA or EnergyGuard Ultra	LRF-XF	Min. 0.25-inch SECUROCK Gypsum-Fiber Roof Board	LRF-XF	BP-AA or SBS-AA	(Optional) BP-AA, SBS-AA, SBS-TA or APP-TA	SBS-AA, SBS-TA or APP-TA	-187.5
C-42.	Structural concrete	Min. 1-inch EnergyGuard Polyiso Insulation	LRF-XF	Min. 0.25-inch SECUROCK Gypsum-Fiber Roof Board, primed with Matrix 307 Premium Asphalt Primer	LRF-XF	SBS-TA	(Optional) SBS-TA	SBS-TA	-210.0
C-43.	Structural concrete	Min. 2.0-inch EnergyGuard Polyiso Insulation, EnergyGuard RA or EnergyGuard Ultra	LRF-XF	Min. 0.25-inch SECUROCK Gypsum-Fiber Roof Board	LRF-XF	BP-AA or SBS-AA	(Optional) BP-AA, SBS-AA, SBS-TA or APP-TA	SBS-AA, SBS-TA or APP-TA	-225.0
C-44.	Structural concrete	Min. 2.0-inch EnergyGuard RA or EnergyGuard Ultra	LRF-XF	Min. 0.25-inch SECUROCK Gypsum-Fiber Roof Board	LRF-XF	SBS-TA or APP-TA	(Optional) BP-AA, SBS-AA, SBS-TA or APP-TA	SBS-AA, SBS-TA or APP-TA	-232.5
C-45.	Structural concrete	Min. 1.5-inch EnergyGuard RA	LRF-XF	Min. 0.25-inch DensDeck Prime	LRF-XF	BP-AA, SBS-AA, SBS-TA or APP-TA	(Optional) One or more BP-AA, SBS-AA, SBS-TA or APP-TA	SBS-AA, SBS-TA or APP-TA	-240.0
C-46.	Structural concrete	Min. 1.5-inch EnergyGuard RA or EnergyGuard Ultra	LRF-XF	Min. 0.25-inch DensDeck Prime or SECUROCK Gypsum-Fiber Roof Board	LRF-XF	SBS-TA, APP-TA	(Optional) SBS-TA, APP-TA	SBS-TA, APP-TA	-240.0
C-47.	Structural concrete	Min. 1.5-inch EnergyGuard Ultra	LRF-XF	Min. 0.25-inch DensDeck Prime	LRF-XF	SBS-TA	(Optional) SBS-TA	SBS-TA	-300.0
C-48.	Structural concrete	One or more layer(s), min. 0.5-inch EnergyGuard Polyiso Insulation, EnergyGuard RA or EnergyGuard Ultra Polyiso Insulation	OB500	Min. 0.125-inch Sturdy-Dek Asphaltic Cover Board	OB500	SBS-TA or APP-TA	(Optional) SBS-TA or APP-TA	SBS-TA or APP-TA	-97.5
C-49.	Structural concrete	One or more layer(s), min. 0.5-inch EnergyGuard Polyiso Insulation, EnergyGuard RA or EnergyGuard Ultra Polyiso Insulation	OB500	Min. 0.25-inch DensDeck	OB500	BP-AA, SBS-AA, SBS-TA or APP-TA	(Optional) One or more BP-AA, SBS-AA, SBS-TA or APP-TA	SBS-AA, SBS-TA or APP-TA	-150.0

2023 FBC HVHZ

TABLE 3B: STRUCTURAL CONCRETE DECKS - NEW CONSTRUCTION OR REROOF (TEAR-OFF)
SYSTEM TYPE A-1: BONDED INSULATION, BONDED ROOF COVER (BASE AND TOP INSULATION LAYERS)*
SEE NOTE 16 FOR VAPOR BARRIER OPTIONS

System No.	Deck (Note 1)	Base Insulation Layer		Top Insulation Layer		Roof Cover (Note 15)			MDP (psf)*
		Type	Attach (Notes 6,7,8)	Type	Attach (Notes 6,7,8)	Base Ply	Ply	Cap Ply	
C-50.	Structural concrete	One or more layer(s), min. 0.5-inch EnergyGuard Polyiso Insulation, EnergyGuard RA or EnergyGuard Ultra Polyiso Insulation	OB500	Min. 0.5-inch Structodek High Density Fiberboard Roof Insulation	OB500	BP-AA, SBS-AA	(Optional) One or more BP-AA, SBS-AA, SBS-TA or APP-TA	SBS-AA, SBS-TA or APP-TA	-165.0
C-51.	Structural concrete	One or more layer(s), min. 0.5-inch EnergyGuard Polyiso Insulation, EnergyGuard RA or EnergyGuard Ultra Polyiso Insulation	OB500	Min. 0.25-inch DensDeck Prime or SECUROCK Gypsum-Fiber Roof Board	OB500	BP-AA, SBS-AA, SBS-TA or APP-TA	(Optional) BP-AA, SBS-AA, SBS-TA or APP-TA	SBS-AA, SBS-TA or APP-TA	-180.0
C-52.	Structural concrete	Min. 1.5-inch EnergyGuard Polyiso Insulation, EnergyGuard RA or EnergyGuard Ultra	OB500	Min. 0.25-inch SECUROCK Gypsum-Fiber Roof Board	OB500	BP-AA or SBS-AA	(Optional) BP-AA, SBS-AA, SBS-TA or APP-TA	SBS-AA, SBS-TA or APP-TA	-187.5
C-53.	Structural concrete	Min. 1.5-inch EnergyGuard Polyiso Insulation	OB500	Min. 0.25-inch DensDeck Prime or SECUROCK Gypsum-Fiber Roof Board	OB500	SBS-TA, APP-TA	(Optional) SBS-TA, APP-TA	SBS-TA, APP-TA	-195.0
C-54.	Structural concrete	Min. 1-inch EnergyGuard Polyiso Insulation	OB500	Min. 0.25-inch SECUROCK Gypsum-Fiber Roof Board, primed with Matrix 307 Premium Asphalt Primer	OB500	SBS-TA	(Optional) SBS-TA	SBS-TA	-210.0
C-55.	Structural concrete	Min. 2.0-inch EnergyGuard Polyiso Insulation, EnergyGuard RA or EnergyGuard Ultra	OB500	Min. 0.25-inch SECUROCK Gypsum-Fiber Roof Board	OB500	BP-AA or SBS-AA	(Optional) BP-AA, SBS-AA, SBS-TA or APP-TA	SBS-AA, SBS-TA or APP-TA	-225.0
C-56.	Structural concrete	Min. 1.5-inch EnergyGuard RA or EnergyGuard Ultra	OB500	Min. 0.25-inch DensDeck Prime or SECUROCK Gypsum-Fiber Roof Board	OB500	SBS-TA, APP-TA	(Optional) SBS-TA, APP-TA	SBS-TA, APP-TA	-240.0
C-57.	Structural concrete	Min. 1.5-inch EnergyGuard RA or EnergyGuard Ultra	OB500	Min. 0.25-inch DensDeck Prime	OB500	SBS-TA	(Optional) SBS-TA	SBS-TA	-300.0
SELF-ADHERING BASE PLY WITH POLYISOCYANURATE BASE INSULATION LAYER									
C-58.	Structural concrete	One or more layer(s), min. 0.5-inch EnergyGuard Polyiso Insulation, EnergyGuard RA or EnergyGuard Ultra Polyiso Insulation	LRF-M	Min. 0.25-inch SECUROCK Ultralight Coated Glass-Mat Roof Board	LRF-M	SBS-SA	(Optional) SBS-TA, APP-TA	SBS-TA, APP-TA	-165.0
C-59.	Structural concrete	One or more layer(s), min. 0.5-inch EnergyGuard Polyiso Insulation, EnergyGuard RA or EnergyGuard Ultra Polyiso Insulation	LRF-M	Min. 0.25-inch SECUROCK Gypsum-Fiber Roof Board (optional Matrix 307 Premium Asphalt Primer)	LRF-M	SBS-SA	(Optional) SBS-TA, APP-TA	SBS-TA, APP-TA	-180.0
C-60.	Structural concrete	Min. 0.5-inch EnergyGuard Polyiso Insulation, EnergyGuard Ultra	LRF-M	Min. 0.25-inch SECUROCK Gypsum-Fiber Roof Board (optional Matrix 307 Premium Asphalt Primer)	LRF-M	SBS-SA	(Optional) SBS-TA, APP-TA	SBS-TA, APP-TA	-232.5
C-61.	Structural concrete	Min. 0.5-inch EnergyGuard Polyiso Insulation, EnergyGuard Ultra	LRF-M	(Optional) Additional layer(s) base insulation	LRF-M	SBS-SA	(Optional) SBS-TA, APP-TA	SBS-TA, APP-TA	-232.5

2023 FBC HVHZ

TABLE 3B: STRUCTURAL CONCRETE DECKS - NEW CONSTRUCTION OR REROOF (TEAR-OFF)
SYSTEM TYPE A-1: BONDED INSULATION, BONDED ROOF COVER (BASE AND TOP INSULATION LAYERS)*
SEE NOTE 16 FOR VAPOR BARRIER OPTIONS

System No.	Deck (Note 1)	Base Insulation Layer		Top Insulation Layer		Roof Cover (Note 15)			MDP (psf)*
		Type	Attach (Notes 6,7,8)	Type	Attach (Notes 6,7,8)	Base Ply	Ply	Cap Ply	
C-62.	Structural concrete	One or more layer(s), min. 0.5-inch EnergyGuard Polyiso Insulation, EnergyGuard RA or EnergyGuard Ultra Polyiso Insulation	LRF-M Canister	Min. 0.25-inch SECUROCK Gypsum-Fiber Roof Board (optional Matrix 307 Premium Asphalt Primer)	LRF-M Canister	SBS-SA	(Optional) SBS-TA, APP-TA	SBS-TA, APP-TA	-180.0
C-63.	Structural concrete	Min. 1.5-inch EnergyGuard Polyiso Insulation	LRF-M Canister	Min. 0.25-inch SECUROCK Gypsum-Fiber Roof Board (optional Matrix 307 Premium Asphalt Primer)	LRF-M Canister	SBS-SA	(Optional) SBS-TA, APP-TA	SBS-TA, APP-TA	-232.5
C-64.	Structural concrete	Min. 1.5-inch EnergyGuard Polyiso Insulation	LRF-M Canister	(Optional) Additional layer(s) base insulation	LRF-M Canister	SBS-SA	(Optional) SBS-TA, APP-TA	SBS-TA, APP-TA	-232.5
C-65.	Structural concrete	One or more layer(s), min. 0.5-inch EnergyGuard Polyiso Insulation, EnergyGuard RA or EnergyGuard Ultra Polyiso Insulation	LRF-XF	Min. 0.25-inch DensDeck Prime	LRF-XF	SBS-SA	(Optional) SBS-SA	SBS-SA	-152.5
C-66.	Structural concrete	One or more layer(s), min. 0.5-inch EnergyGuard Polyiso Insulation, EnergyGuard RA or EnergyGuard Ultra Polyiso Insulation	LRF-XF	Min. 0.25-inch SECUROCK Gypsum-Fiber Roof Board (optional Matrix 307 Premium Asphalt Primer)	LRF-XF	SBS-SA	(Optional) SBS-TA, APP-TA	SBS-TA, APP-TA	-180.0
C-67.	Structural concrete	Min. 0.5-inch EnergyGuard Polyiso Insulation, EnergyGuard Ultra	LRF-XF	(Optional) Additional layer(s) base insulation	LRF-XF	SBS-SA	(Optional) SBS-TA, APP-TA	SBS-TA, APP-TA	-232.5
C-68.	Structural concrete	Min. 0.5-inch EnergyGuard Polyiso Insulation, EnergyGuard Ultra	LRF-XF	Min. 0.25-inch SECUROCK Gypsum-Fiber Roof Board (optional Matrix 307 Premium Asphalt Primer)	LRF-XF	SBS-SA	(Optional) SBS-TA, APP-TA	SBS-TA, APP-TA	-232.5
C-69.	Structural concrete	Min. 1.5-inch EnergyGuard RA	LRF-XF	Min. 0.25-inch SECUROCK Gypsum-Fiber Roof Board	LRF-XF	SBS-SA	(Optional) SBS-TA, APP-TA	SBS-TA, APP-TA	-270.0
C-70.	Structural concrete	Min. 1.5-inch EnergyGuard RA	LRF-XF	Min. 0.25-inch SECUROCK Gypsum-Fiber Roof Board; surface shall be primed with Matrix 307 Premium Asphalt Primer or ASTM D41 primer	LRF-XF	SBS-SA	(Optional) SBS-TA, APP-TA	SBS-TA, APP-TA	-285.0
C-71.	Structural concrete	One or more layer(s), min. 0.5-inch EnergyGuard Polyiso Insulation, EnergyGuard RA or EnergyGuard Ultra Polyiso Insulation	OB500	Min. 0.25-inch DensDeck	OB500	SBS-SA	(Optional) SBS-TA, APP-TA	SBS-TA, APP-TA	-122.5
C-72.	Structural concrete	One or more layer(s), min. 0.5-inch EnergyGuard Polyiso Insulation, EnergyGuard RA or EnergyGuard Ultra Polyiso Insulation	OB500	Min. 0.25-inch DensDeck Prime	OB500	SBS-SA	(Optional) SBS-SA	SBS-SA	-152.5

2023 FBC HVHZ

TABLE 3B: STRUCTURAL CONCRETE DECKS - NEW CONSTRUCTION OR REROOF (TEAR-OFF)
SYSTEM TYPE A-1: BONDED INSULATION, BONDED ROOF COVER (BASE AND TOP INSULATION LAYERS)*
SEE NOTE 16 FOR VAPOR BARRIER OPTIONS

System No.	Deck (Note 1)	Base Insulation Layer		Top Insulation Layer		Roof Cover (Note 15)			MDP (psf)*
		Type	Attach (Notes 6,7,8)	Type	Attach (Notes 6,7,8)	Base Ply	Ply	Cap Ply	
C-73.	Structural concrete	One or more layer(s), min. 0.5-inch EnergyGuard Polyiso Insulation, EnergyGuard RA or EnergyGuard Ultra Polyiso Insulation	OB500	Min. 0.25-inch SECUROCK Ultralight Coated Glass-Mat Roof Board	OB500	SBS-SA	(Optional) SBS-TA, APP-TA	SBS-TA, APP-TA	-165.0
C-74.	Structural concrete	One or more layer(s), min. 0.5-inch EnergyGuard Polyiso Insulation, EnergyGuard RA or EnergyGuard Ultra Polyiso Insulation	OB500	Min. 0.25-inch DensDeck; surface shall be primed with Matrix 307 Premium Asphalt Primer or ASTM D41 primer	OB500	SBS-SA	(Optional) SBS-TA, APP-TA	SBS-TA, APP-TA	-167.5
C-75.	Structural concrete	One or more layer(s), min. 0.5-inch EnergyGuard Polyiso Insulation, EnergyGuard RA or EnergyGuard Ultra Polyiso Insulation	OB500	Min. 0.25-inch SECUROCK Gypsum-Fiber Roof Board (optional Matrix 307 Premium Asphalt Primer)	OB500	SBS-SA	(Optional) SBS-TA, APP-TA	SBS-TA, APP-TA	-180.0
C-76.	Structural concrete	Min. 0.5-inch EnergyGuard Polyiso Insulation, EnergyGuard Ultra	OB500	Min. 0.25-inch SECUROCK Gypsum-Fiber Roof Board (optional Matrix 307 Premium Asphalt Primer)	OB500	SBS-SA	(Optional) SBS-TA, APP-TA	SBS-TA, APP-TA	-232.5
C-77.	Structural concrete	Min. 0.5-inch EnergyGuard Polyiso Insulation, EnergyGuard Ultra	OB500	(Optional) Additional layer(s) base insulation	OB500	SBS-SA	(Optional) SBS-TA, APP-TA	SBS-TA, APP-TA	-232.5
C-78.	Structural concrete	Min. 1.5-inch EnergyGuard RA	OB500	Min. 0.25-inch SECUROCK Gypsum-Fiber Roof Board	OB500	SBS-SA	(Optional) SBS-TA, APP-TA	SBS-TA, APP-TA	-270.0
C-79.	Structural concrete	Min. 1.5-inch EnergyGuard RA	OB500	Min. 0.25-inch SECUROCK Gypsum-Fiber Roof Board; surface shall be primed with Matrix 307 Premium Asphalt Primer or ASTM D41 primer	OB500	SBS-SA	(Optional) SBS-TA, APP-TA	SBS-TA, APP-TA	-285.0
VENTING SYSTEMS WITH POLYISOCYANURATE BASE INSULATION LAYER:									
C-80.	Primed structural concrete	Min. 1.5-inch EnergyGuard RA or EnergyGuard Ultra	Hot asphalt	Min. 0.5-inch Structodek High Density Fiberboard Roof Insulation	Hot asphalt	BP-LL	(Optional) One or more BP-AA, SBS-AA	SBS-AA	-90.0
C-81.	Primed structural concrete	Min. 1.5-inch EnergyGuard RA or EnergyGuard Ultra	Hot asphalt	Min. 0.5-inch Structodek High Density Fiberboard Roof Insulation	Hot asphalt	BP-LL	One or more BP-AA, SBS-AA	SBS-TA or APP-TA	-90.0
C-82.	Primed structural concrete	Min. 1.5-inch EnergyGuard RA	Hot asphalt	(Optional) Additional layer(s) base insulation	Hot asphalt	BP-LL	(Optional) One or more BP-AA, SBS-AA	SBS-AA	-150.0
C-83.	Primed structural concrete	Min. 1.5-inch EnergyGuard RA	Hot asphalt	(Optional) Additional layer(s) base insulation	Hot asphalt	BP-LL	One or more BP-AA, SBS-AA	SBS-TA or APP-TA	-150.0

2023 FBC HVHZ

TABLE 3B: STRUCTURAL CONCRETE DECKS - NEW CONSTRUCTION OR REROOF (TEAR-OFF)
SYSTEM TYPE A-1: BONDED INSULATION, BONDED ROOF COVER (BASE AND TOP INSULATION LAYERS)*
SEE NOTE 16 FOR VAPOR BARRIER OPTIONS

System No.	Deck (Note 1)	Base Insulation Layer		Top Insulation Layer		Roof Cover (Note 15)			MDP (psf)*
		Type	Attach (Notes 6,7,8)	Type	Attach (Notes 6,7,8)	Base Ply	Ply	Cap Ply	
C-84.	Primed structural concrete	Min. 0.5-inch EnergyGuard Polyiso Insulation, EnergyGuard Ultra	Hot asphalt	(Optional) Additional layer(s) base insulation	Hot asphalt	BP-LL	(Optional) BP-AA, SBS-AA	SBS-AA	-150.0
C-85.	Primed structural concrete	Min. 1.5-inch EnergyGuard Ultra	Hot asphalt	(Optional) Additional layer(s) base insulation	Hot asphalt	BP-LL	(Optional) One or more BP-AA, SBS-AA	SBS-AA	-172.5
C-86.	Primed structural concrete	Min. 1.5-inch EnergyGuard Ultra	Hot asphalt	(Optional) Additional layer(s) base insulation	Hot asphalt	BP-LL	One or more BP-AA, SBS-AA	SBS-TA or APP-TA	-172.5
C-87.	Primed structural concrete	Min. 1.5-inch EnergyGuard RA or EnergyGuard Ultra	Hot asphalt	Min. 0.25-inch DensDeck or DensDeck Prime	Hot asphalt	BP-LL	(Optional) One or more BP-AA, SBS-AA	SBS-AA	-240.0
C-88.	Primed structural concrete	Min. 1.5-inch EnergyGuard RA or EnergyGuard Ultra	Hot asphalt	Min. 0.25-inch DensDeck or DensDeck Prime	Hot asphalt	BP-LL	One or more BP-AA, SBS-AA	SBS-TA or APP-TA	-240.0
C-89.	Structural concrete	Min. 0.5-inch EnergyGuard RA	LRF-XF	Additional layer(s) base insulation	LRF-XF	BP-LL	(Optional) One or more BP-AA, SBS-AA	SBS-AA	-150.0
C-90.	Structural concrete	Min. 0.5-inch EnergyGuard RA	LRF-XF	Additional layer(s) base insulation	LRF-XF	BP-LL	One or more BP-AA, SBS-AA	SBS-TA or APP-TA	-150.0
C-91.	Structural concrete	Min. 0.5-inch EnergyGuard Ultra	LRF-XF	Additional layer(s) base insulation	LRF-XF	BP-LL	(Optional) One or more BP-AA, SBS-AA	SBS-AA	-172.5
C-92.	Structural concrete	Min. 0.5-inch EnergyGuard Ultra	LRF-XF	Additional layer(s) base insulation	LRF-XF	BP-LL	One or more BP-AA, SBS-AA	SBS-TA or APP-TA	-172.5
C-93.	Structural concrete	One or more layer(s), min. 0.5-inch EnergyGuard Polyiso Insulation, EnergyGuard RA or EnergyGuard Ultra Polyiso Insulation	LRF-XF	Min. 0.25-inch DensDeck Prime	LRF-XF	BP-LL	(Optional) One or more BP-AA, SBS-AA	SBS-AA	-180.0
C-94.	Structural concrete	One or more layer(s), min. 0.5-inch EnergyGuard Polyiso Insulation, EnergyGuard RA or EnergyGuard Ultra Polyiso Insulation	LRF-XF	Min. 0.25-inch DensDeck Prime	LRF-XF	BP-LL	One or more BP-AA, SBS-AA	SBS-TA or APP-TA	-180.0
C-95.	Structural concrete	Min. 1.5-inch EnergyGuard RA or EnergyGuard Ultra	LRF-XF	Min. 0.25-inch DensDeck Prime	LRF-XF	BP-LL	(Optional) One or more BP-AA, SBS-AA	SBS-AA	-240.0
C-96.	Structural concrete	Min. 1.5-inch EnergyGuard RA or EnergyGuard Ultra	LRF-XF	Min. 0.25-inch DensDeck Prime	LRF-XF	BP-LL	One or more BP-AA, SBS-AA	SBS-TA or APP-TA	-240.0

2023 FBC HVHZ

TABLE 3B: STRUCTURAL CONCRETE DECKS - NEW CONSTRUCTION OR REROOF (TEAR-OFF)
SYSTEM TYPE A-1: BONDED INSULATION, BONDED ROOF COVER (BASE AND TOP INSULATION LAYERS)*
SEE NOTE 16 FOR VAPOR BARRIER OPTIONS

System No.	Deck (Note 1)	Base Insulation Layer		Top Insulation Layer		Roof Cover (Note 15)			MDP (psf)*
		Type	Attach (Notes 6,7,8)	Type	Attach (Notes 6,7,8)	Base Ply	Ply	Cap Ply	
C-97.	Structural concrete	One or more layer(s), min. 0.5-inch EnergyGuard Polyiso Insulation, EnergyGuard RA or EnergyGuard Ultra Polyiso Insulation	OB500	Min. 0.5-inch Structodek High Density Fiberboard Roof Insulation	OB500	BP-LL	(Optional) One or more BP-AA, SBS-AA	SBS-AA	-90.0
C-98.	Structural concrete	One or more layer(s), min. 0.5-inch EnergyGuard Polyiso Insulation, EnergyGuard RA or EnergyGuard Ultra Polyiso Insulation	OB500	Min. 0.5-inch Structodek High Density Fiberboard Roof Insulation	OB500	BP-LL	One or more BP-AA, SBS-AA	SBS-TA or APP-TA	-90.0
C-99.	Structural concrete	Min. 0.5-inch EnergyGuard Ultra	OB500	Additional layer(s) base insulation	OB500	BP-LL	(Optional) One or more BP-AA, SBS-AA	SBS-AA	-150.0
C-100.	Structural concrete	Min. 0.5-inch EnergyGuard Ultra	OB500	Additional layer(s) base insulation	OB500	BP-LL	One or more BP-AA, SBS-AA	SBS-TA or APP-TA	-150.0
C-101.	Structural concrete	One or more layer(s), min. 0.5-inch EnergyGuard Polyiso Insulation, EnergyGuard RA or EnergyGuard Ultra Polyiso Insulation	OB500	Min. 0.25-inch DensDeck or DensDeck Prime	OB500	BP-LL	(Optional) One or more BP-AA, SBS-AA	SBS-AA	-150.0
C-102.	Structural concrete	One or more layer(s), min. 0.5-inch EnergyGuard Polyiso Insulation, EnergyGuard RA or EnergyGuard Ultra Polyiso Insulation	OB500	Min. 0.25-inch DensDeck or DensDeck Prime	OB500	BP-LL	One or more BP-AA, SBS-AA	SBS-TA or APP-TA	-150.0
C-103.	Structural concrete	Min. 0.5-inch EnergyGuard RA	OB500	Additional layer(s) base insulation	OB500	BP-LL	(Optional) One or more BP-AA, SBS-AA	SBS-AA	-150.0
C-104.	Structural concrete	Min. 0.5-inch EnergyGuard RA	OB500	Additional layer(s) base insulation	OB500	BP-LL	One or more BP-AA, SBS-AA	SBS-TA or APP-TA	-150.0
COLD-APPLIED SYSTEMS WITH POLYISOCYANURATE BASE INSULATION LAYER:									
C-105.	Structural concrete	One or more layer(s), min. 0.5-inch EnergyGuard Polyiso Insulation, EnergyGuard RA or EnergyGuard Ultra Polyiso Insulation	LRF-M, LRF-M Canister or M-OSFA	Min. 0.5-inch EnergyGuard HD Polyiso Cover Board, EnergyGuard HD Plus Polyiso Cover Board	LRF-M, LRF-M Canister or M-OSFA	SBS-CA or SBS-CA1	None	SBS-CA or SBS-CA1	-97.5
C-106.	Structural concrete	One or more layer(s), min. 0.5-inch EnergyGuard Polyiso Insulation, EnergyGuard RA or EnergyGuard Ultra Polyiso Insulation	LRF-M or LRF-M Canister	Min. 0.125-inch Sturdy-Dek Asphaltic Cover Board	LRF-M or LRF-M Canister	SBS-CA1	None	SBS-CA1	-97.5
C-107.	Structural concrete	One or more layer(s), min. 0.5-inch EnergyGuard Polyiso Insulation, EnergyGuard RA or EnergyGuard Ultra Polyiso Insulation	LRF-XF	Min. 0.5-inch EnergyGuard HD Polyiso Cover Board, EnergyGuard HD Plus Polyiso Cover Board	LRF-XF	SBS-CA or SBS-CA1	None	SBS-CA or SBS-CA1	-97.5

2023 FBC HVHZ

TABLE 3B: STRUCTURAL CONCRETE DECKS - NEW CONSTRUCTION OR REROOF (TEAR-OFF)
SYSTEM TYPE A-1: BONDED INSULATION, BONDED ROOF COVER (BASE AND TOP INSULATION LAYERS)*
SEE NOTE 16 FOR VAPOR BARRIER OPTIONS

System No.	Deck (Note 1)	Base Insulation Layer		Top Insulation Layer		Roof Cover (Note 15)			MDP (psf)*
		Type	Attach (Notes 6,7,8)	Type	Attach (Notes 6,7,8)	Base Ply	Ply	Cap Ply	
C-108.	Structural concrete	One or more layer(s), min. 0.5-inch EnergyGuard Polyiso Insulation, EnergyGuard RA or EnergyGuard Ultra Polyiso Insulation	LRF-XF	Min. 0.125-inch Sturdy-Dek Asphaltic Cover Board	LRF-XF	SBS-CA1	None	SBS-CA1	-97.5
C-109.	Structural concrete	One or more layer(s), min. 0.5-inch EnergyGuard Polyiso Insulation, EnergyGuard RA or EnergyGuard Ultra Polyiso Insulation	LRF-XF	Min. 0.25-inch DensDeck Prime	LRF-XF	SBS-CA1	None	SBS-CA1	-127.5
C-110.	Structural concrete	One or more layer(s), min. 0.5-inch EnergyGuard Polyiso Insulation, EnergyGuard RA or EnergyGuard Ultra Polyiso Insulation	LRF-XF	Min. 0.25-inch SECUROCK Gypsum-Fiber Roof Board	LRF-XF	SBS-CA1	None	SBS-CA1	-172.5
C-111.	Structural concrete	One or more layer(s), min. 0.5-inch EnergyGuard Polyiso Insulation, EnergyGuard RA or EnergyGuard Ultra Polyiso Insulation	OB500	Min. 0.5-inch Structodek High Density Fiberboard Roof Insulation	OB500	SBS-CA	None	SBS-CA	-45.0
C-112.	Structural concrete	One or more layer(s), min. 0.5-inch EnergyGuard Polyiso Insulation, EnergyGuard RA or EnergyGuard Ultra Polyiso Insulation	OB500	Min. 0.5-inch EnergyGuard HD Polyiso Cover Board, EnergyGuard HD Plus Polyiso Cover Board	OB500	SBS-CA or SBS-CA1	None	SBS-CA or SBS-CA1	-97.5
C-113.	Structural concrete	One or more layer(s), min. 0.5-inch EnergyGuard Polyiso Insulation, EnergyGuard RA or EnergyGuard Ultra Polyiso Insulation	OB500	Min. 0.125-inch Sturdy-Dek Asphaltic Cover Board	OB500	SBS-CA1	None	SBS-CA1	-97.5
C-114.	Structural concrete	One or more layer(s), min. 0.5-inch EnergyGuard Polyiso Insulation, EnergyGuard RA or EnergyGuard Ultra Polyiso Insulation	OB500	Min. 0.25-inch DensDeck Prime	OB500	SBS-CA1	None	SBS-CA1	-127.5
C-115.	Structural concrete	One or more layer(s), min. 0.5-inch EnergyGuard Polyiso Insulation, EnergyGuard RA or EnergyGuard Ultra Polyiso Insulation	OB500	Min. 0.25-inch SECUROCK Gypsum-Fiber Roof Board	OB500	SBS-CA1	None	SBS-CA1	-172.5
HYBRID COLD/HOT-APPLIED SYSTEMS WITH POLYISOCYANURATE BASE INSULATION LAYER:									
C-116.	Primed structural concrete	Min. 0.5-inch EnergyGuard Polyiso Insulation, EnergyGuard RA	Hot asphalt	Min. 0.5-inch Structodek High Density Fiberboard Roof Insulation, min. 0.25-inch DensDeck Prime or SECUROCK Gypsum-Fiber Roof Board or min. 0.4375-inch DEXcell Cement Roof Board	Hot asphalt	BP-AA or SBS-AA	(Optional) BP-AA or SBS-AA	SBS-CA1	-255.0

2023 FBC HVHZ

TABLE 3B: STRUCTURAL CONCRETE DECKS - NEW CONSTRUCTION OR REROOF (TEAR-OFF)
SYSTEM TYPE A-1: BONDED INSULATION, BONDED ROOF COVER (BASE AND TOP INSULATION LAYERS)*
SEE NOTE 16 FOR VAPOR BARRIER OPTIONS

System No.	Deck (Note 1)	Base Insulation Layer		Top Insulation Layer		Roof Cover (Note 15)			MDP (psf)*
		Type	Attach (Notes 6,7,8)	Type	Attach (Notes 6,7,8)	Base Ply	Ply	Cap Ply	
C-117.	Structural concrete	One or more layer(s), min. 0.5-inch EnergyGuard Polyiso Insulation, EnergyGuard RA or EnergyGuard Ultra Polyiso Insulation	LRF-XF	Min. 0.25-inch DensDeck Prime or SECUROCK Gypsum-Fiber Roof Board	LRF-XF	BP-AA or SBS-AA	(Optional) BP-AA or SBS-AA	SBS-CA1	-180.0
C-118.	Structural concrete	Min. 1.5-inch EnergyGuard RA	LRF-XF	Min. 0.25-inch DensDeck Prime or SECUROCK Gypsum-Fiber Roof Board	LRF-XF	BP-AA or SBS-AA	(Optional) BP-AA or SBS-AA	SBS-CA1	-240.0
C-119.	Structural concrete	One or more layer(s), min. 0.5-inch EnergyGuard Polyiso Insulation, EnergyGuard RA or EnergyGuard Ultra Polyiso Insulation	OB500	Min. 0.25-inch DensDeck Prime	OB500	BP-AA or SBS-AA	(Optional) BP-AA or SBS-AA	SBS-CA1	-127.5
C-120.	Structural concrete	One or more layer(s), min. 0.5-inch EnergyGuard Polyiso Insulation, EnergyGuard RA or EnergyGuard Ultra Polyiso Insulation	OB500	Min. 0.25-inch SECUROCK Gypsum-Fiber Roof Board	OB500	BP-AA or SBS-AA	(Optional) BP-AA or SBS-AA	SBS-CA1	-172.5
CONVENTIONAL SYSTEMS WITH POLYSTYRENE BASE INSULATION LAYER:									
C-121.	Structural concrete	Min. 2-inch Styrofoam Brand Roofmate or Highload 60	OB500	Min. 0.25-inch DensDeck Prime or SECUROCK Gypsum-Fiber Roof Board	OB500	SBS-TA, APP-TA	(Optional) SBS-TA, APP-TA	SBS-TA, APP-TA	-240.0
C-122.	Structural concrete	Min. 2-inch Styrofoam Brand Roofmate or Highload 60	OB500	Min. 0.25-inch DensDeck or DensDeck Prime	OB500	BP-AA, SBS-AA, SBS-TA or APP-TA	(Optional) BP-AA, SBS-AA, SBS-TA or APP-TA	SBS-AA, SBS-TA or APP-TA	-277.5
SELF-ADHERING BASE PLY WITH POLYSTYRENE BASE INSULATION LAYER:									
C-123.	Structural concrete	Min. 2-inch Styrofoam Brand Roofmate or Highload 60	OB500	Min. 0.25-inch DensDeck Prime	OB500	SBS-SA	(Optional) SBS-SA	SBS-SA	-152.5

TABLE 3C: STRUCTURAL CONCRETE DECKS - NEW CONSTRUCTION OR REROOF (TEAR-OFF)
SYSTEM TYPE F: NON-INSULATED, BONDED ROOF COVER

System No.	Deck (Note 1)	Primer	Roof Cover (Note 15)			MDP (psf)
			Base Ply	Ply	Cap Ply	
CONVENTIONAL SYSTEMS:						
C-124.	Structural concrete	Matrix 307 Premium Asphalt Primer or ASTM D41 primer	APP-TA	(Optional) APP-TA	APP-TA	-90.0*
C-125.	Structural concrete	Matrix 307 Premium Asphalt Primer or ASTM D41 primer	(Optional) Ruberoid HW 20 Smooth, Ruberoid HW 25 Smooth or Ruberoid HW 30 Smooth, torch-applied	None	SBS-TA	-283.1*
C-126.	Structural concrete	Matrix 307 Premium Asphalt Primer or ASTM D41 primer	BP-AA, SBS-AA	BP-AA, SBS-AA	SBS-AA	-442.5*
C-127.	Structural concrete	(Optional) Matrix 307 Premium Asphalt Primer or ASTM D41 primer	Ruberoid HW Smooth, torch-applied	(Optional) SBS-TA	SBS-TA	-465.0*

2023 FBC HVHZ

TABLE 3C: STRUCTURAL CONCRETE DECKS - NEW CONSTRUCTION OR REROOF (TEAR-OFF) SYSTEM TYPE F: NON-INSULATED, BONDED ROOF COVER						
System No.	Deck (Note 1)	Primer	Roof Cover (Note 15)			MDP (psf)
			Base Ply	Ply	Cap Ply	
SELF-ADHERING BASE PLY:						
C-128.	Structural concrete	Matrix 307 Premium Asphalt Primer or ASTM D41 primer	SBS-SA	(Optional) SBS-SA	SBS-SA	-72.5*
C-129.	Structural concrete	Matrix 307 Premium Asphalt Primer or ASTM D41 primer	SBS-SA	(Optional) SBS-TA or APP-TA	SBS-TA or APP-TA	-140.0*
C-130.	Structural concrete	GAF SA Primer at 0.7 gal/square.	SBS-SA	None	SBS-SA	-287.5
VENTING SYSTEMS:						
C-131.	Structural concrete	Matrix 307 Premium Asphalt Primer or ASTM D41 primer	BP-LL	BP-AA, SBS-AA	SBS-AA	-185.0*
COLD-APPLIED SYSTEMS:						
C-132.	Structural concrete	Matrix 307 Premium Asphalt Primer or ASTM D41 primer	BP-AA, BP-CA, SBS-CA	(Optional) SBS-CA	SBS-CA	-307.5

2023 FBC HVHZ

TABLE 4A: LIGHTWEIGHT INSULATING CONCRETE OVER STRUCTURAL CONCRETE DECKS - NEW CONSTRUCTION OR REROOF (TEAR-OFF)
SYSTEM TYPE A-1: BONDED INSULATION, BONDED ROOF COVER
SEE NOTE 16A FOR VAPOR BARRIER OPTIONS

System No.	Deck (Note 1)	Lightweight Concrete (Note 14)	Base Insulation Layer		Coverboard		Roof Cover (Note 15)			MDP (psf)*
			Type	Attach (Notes 6,7,8)	Type	Attach (Notes 6,7,8)	Base Ply	Ply	Cap Ply	
ELASTIZELL (NOA 23-0817.05):										
LWC-1.	Structural concrete	Elastizell Range II Lightweight Insulating Concrete *(min. 200 psi)*	Min. 2.0-inch, min. 2.0 pcf, Insulfoam	OB500	Min. 0.5-inch Structodek High Density Fiberboard Roof Insulation	OB500	BP-AA, SBS-AA	(Optional) BP-AA, SBS-AA, SBS-TA or APP-TA	SBS-AA, SBS-TA or APP-TA	-120.0
LWC-2.	Structural concrete	Elastizell Range II Lightweight Insulating Concrete *(min. 200 psi)*	One or more layer(s), min. 0.5-inch EnergyGuard Polyiso Insulation, EnergyGuard RA or EnergyGuard Ultra Polyiso Insulation	OB500	Min. 0.25-inch DensDeck Prime	OB500	SBS-SA	(Optional) SBS-SA	SBS-SA	-152.5
LWC-3.	Structural concrete	Elastizell Range II Lightweight Insulating Concrete *(min. 200 psi)*	One or more layer(s), min. 0.5-inch EnergyGuard Polyiso Insulation, EnergyGuard RA or EnergyGuard Ultra Polyiso Insulation	OB500	Min. 0.5-inch Structodek High Density Fiberboard Roof Insulation	OB500	BP-AA, SBS-AA	(Optional) One or more BP-AA, SBS-AA, SBS-TA or APP-TA	SBS-AA, SBS-TA or APP-TA	-180.0
LWC-4.	Structural concrete	Elastizell Range II Lightweight Insulating Concrete *(min. 200 psi)*	One or more layer(s), min. 0.5-inch EnergyGuard Polyiso Insulation, EnergyGuard RA or EnergyGuard Ultra Polyiso Insulation	OB500	Min. 0.25-inch DensDeck, DensDeck Prime or SECUROCK Gypsum-Fiber Roof Board	OB500	BP-AA, SBS-AA, SBS-TA or APP-TA	(Optional) One or more BP-AA, SBS-AA, SBS-TA or APP-TA	SBS-AA, SBS-TA or APP-TA	-180.0
LWC-5.	Structural concrete	Elastizell Range II Lightweight Insulating Concrete *(min. 200 psi)*	(Optional) Min. 1.5-inch EnergyGuard RA or EnergyGuard Ultra	OB500	Min. 0.5-inch Structodek High Density Fiberboard Roof Insulation	OB500	BP-AA, SBS-AA	(Optional) One or more BP-AA, SBS-AA, SBS-TA or APP-TA	SBS-AA, SBS-TA or APP-TA	-225.0
LWC-6.	Structural concrete	Elastizell Range II Lightweight Insulating Concrete *(min. 200 psi)*	(Optional) Min. 1.5-inch EnergyGuard RA or EnergyGuard Ultra or min. 2-inch Styrofoam Brand Roofmate or Highload 60	OB500	Min. 0.25-inch DensDeck, DensDeck Prime or SECUROCK Gypsum-Fiber Roof Board	OB500	BP-AA, SBS-AA, SBS-TA or APP-TA	(Optional) One or more BP-AA, SBS-AA, SBS-TA or APP-TA	SBS-AA, SBS-TA or APP-TA	-225.0

2023 FBC HVHZ

TABLE 4B: LIGHTWEIGHT INSULATING CONCRETE OVER STEEL OR STRUCTURAL CONCRETE DECKS – NEW CONSTRUCTION OR REROOF (TEAR-OFF)
SYSTEM TYPE B-3: MECHANICALLY ATTACHED ANCHOR SHEET, BONDED INSULATION, BONDED ROOF COVER
SEE NOTE 16A FOR VAPOR BARRIER OPTIONS

System No.	Deck (Note 1)	Lightweight Concrete (Note 14)	Anchor Sheet			Base Insulation		Top Insulation		Roof Cover (Note 15)			MDP (psf)
			Type	Fastener (Note 11)	Attach	Type	Attach (Notes 6,7,8)	Type	Attach (Notes 6,7,8)	Base Ply	Ply	Cap Ply	
CELCORE (NOA 24-0906.02):													
CONVENTIONAL SYSTEMS:													
LWC-7.	Min. 22 ga. type B, Grade 33 vented steel; 5-ft spans or min. 2,500 psi structural concrete	Celcore Cellular Concrete (min. 300 psi) with min. 1 pcf EPS board and min. 2-inch thick top coat	GAFGLAS #75 Base Sheet, Tri-Ply #75 Base Sheet, GAFGLAS #80 Ultima Base Sheet, Stratavent Nailable Venting Base Sheet	Drill-Tec Base Sheet Fastener (1.7 in.)	7-inch o.c. at the 3-inch lap and 7-inch o.c. in two equally spaced, staggered center rows	Min. 1.5-inch EnergyGuard Polyiso Insulation, EnergyGuard Ultra Polyiso Insulation	Hot asphalt	Min. 0.5-inch Structodek High Density Fiberboard Roof Insulation or min. 0.4375-inch DEXcell Cement Roof Board	Hot asphalt	BP-AA, SBS-AA	(Optional) BP-AA, SBS-AA, SBS-TA, APP-TA	SBS-AA, SBS-TA, APP-TA	-75.0
LWC-8.	Min. 22 ga. type B, Grade 33 vented steel; 5-ft spans or min. 2,500 psi structural concrete	Celcore Cellular Concrete (min. 300 psi) with min. 1 pcf EPS board and min. 2-inch thick top coat	GAFGLAS #75 Base Sheet, Tri-Ply #75 Base Sheet, GAFGLAS #80 Ultima Base Sheet, Stratavent Nailable Venting Base Sheet	Drill-Tec Base Sheet Fastener (1.7 in.)	7-inch o.c. at the 3-inch lap and 7-inch o.c. in two equally spaced, staggered center rows	Min. 1.5-inch EnergyGuard Polyiso Insulation, EnergyGuard Ultra Polyiso Insulation	Hot asphalt	Min. 0.25-inch DensDeck Prime or SECUROCK Gypsum-Fiber Roof Board or min. 0.4375-inch DEXcell Cement Roof Board	Hot asphalt	BP-AA, SBS-AA	(Optional) BP-AA, SBS-AA, SBS-TA, APP-TA	SBS-AA, SBS-TA, APP-TA	-75.0
LWC-9.	Min. 22 ga. type B, Grade 33 vented steel; 5-ft spans or min. 2,500 psi structural concrete	Celcore Cellular Concrete (min. 300 psi) with min. 1 pcf EPS board and min. 2-inch thick top coat	GAFGLAS #75 Base Sheet, Tri-Ply #75 Base Sheet, GAFGLAS #80 Ultima Base Sheet, Stratavent Nailable Venting Base Sheet	Drill-Tec Base Sheet Fastener (1.7 in.)	7-inch o.c. at the 3-inch lap and 7-inch o.c. in two equally spaced, staggered center rows	Min. 1.5-inch EnergyGuard Polyiso Insulation, EnergyGuard Ultra Polyiso Insulation	Hot asphalt	Min. 0.25-inch DensDeck Prime or SECUROCK Gypsum-Fiber Roof Board	Hot asphalt	SBS-TA, APP-TA	(Optional) BP-AA, SBS-AA, SBS-TA, APP-TA	SBS-AA, SBS-TA, APP-TA	-75.0
VENTING SYSTEMS:													
LWC-10.	Min. 22 ga. type B, Grade 33 vented steel; 5-ft spans or min. 2,500 psi structural concrete	Celcore Cellular Concrete (min. 300 psi) with min. 1 pcf EPS board and min. 2-inch thick top coat	GAFGLAS #75 Base Sheet, Tri-Ply #75 Base Sheet, GAFGLAS #80 Ultima Base Sheet, Stratavent Nailable Venting Base Sheet	Drill-Tec Base Sheet Fastener (1.7 in.)	7-inch o.c. at the 3-inch lap and 7-inch o.c. in two equally spaced, staggered center rows	Min. 1.5-inch EnergyGuard Polyiso Insulation, EnergyGuard Ultra Polyiso Insulation	Hot asphalt	(Optional) Min. 0.25-inch SECUROCK Gypsum-Fiber Roof Board	Hot asphalt	BP-LL	BP-AA, SBS-AA	SBS-AA, SBS-TA, APP-TA	-75.0*
PRE-EXISTENT CELLULAR LIGHTWEIGHT CONCRETE (NOTE 14A):													
CONVENTIONAL SYSTEMS:													

2023 FBC HVHZ

TABLE 4B: LIGHTWEIGHT INSULATING CONCRETE OVER STEEL OR STRUCTURAL CONCRETE DECKS – NEW CONSTRUCTION OR REROOF (TEAR-OFF)
SYSTEM TYPE B-3: MECHANICALLY ATTACHED ANCHOR SHEET, BONDED INSULATION, BONDED ROOF COVER
SEE NOTE 16A FOR VAPOR BARRIER OPTIONS

System No.	Deck (Note 1)	Lightweight Concrete (Note 14)	Anchor Sheet			Base Insulation		Top Insulation		Roof Cover (Note 15)			MDP (psf)
			Type	Fastener (Note 11)	Attach	Type	Attach (Notes 6,7,8)	Type	Attach (Notes 6,7,8)	Base Ply	Ply	Cap Ply	
LWC-11.	Existing min. 22 ga., type BV steel or min. 2,500 psi structural concrete	Pre-existent (re-roof only), min. 2-inch thick cellular lightweight concrete Compressive: 300 psi Withdrawal: 70 lbf	GAFGLAS #75 Base Sheet, Tri-Ply #75 Base Sheet, GAFGLAS #80 Ultima Base Sheet or GAFGLAS Stratavent Nailable Venting Base Sheet	Drill-Tec Base Sheet Fastener (1.7 in.) or Drill-Tec Base Sheet Fastener E (1.7 in.)	9-inch o.c. at the 2-inch side lap and 9-inch o.c. at two, equally spaced, staggered rows in the center of the sheet	Min. 1.5-inch EnergyGuard Polyiso Insulation, EnergyGuard Ultra, EnergyGuard RA	OB500	Insulation: (Optional) Additional layer(s) base insulation Coverboard: Min. 0.25-inch DEXcell FA Glass Mat Roof Board	OB500	SBS-TA	(Optional) SBS-TA	SBS-TA	-45.0
COLD-APPLIED SYSTEMS:													
LWC-12.	Min. 22 ga. type BV, Grade 40 steel; 6 ft spans, 5/8" puddle welds 6" o.c. or min. 2,500 psi structural concrete	Min. 300 psi, min. 2-inch thick, pre-existent cellular lightweight insulating concrete	GAFGLAS #75 Base Sheet, Tri-Ply #75 Base Sheet or Ruberoid 20	Drill-Tec Locking Impact Nail (1.4")	6-inch o.c. at the 3-inch wide laps and 6-inch o.c. at two (2) equally spaced, staggered center rows	Min. 2-inch EnergyGuard Polyiso Insulation	OB500	(Optional) Additional layer(s) base insulation and/or min. 0.25-inch DensDeck Prime or SECUROCK Gypsum-Fiber Roof Board or min. 0.5-inch EnergyGuard HD Polyiso Cover Board, EnergyGuard HD Plus Polyiso Cover Board	OB500	SBS-CA1	(Optional) SBS-CA1	SBS-CA1	-52.5
	Note:	*Fastener withdrawal testing per* Note 11; *MCRF per TAS 105:* Drill-Tec Locking Impact Nail (1.4"): *min. 120 lbf or* Drill-Tec Base Sheet Fastener (1.7"): min. 57 lbf											

2023 FBC HVHZ

TABLE 4C: LIGHTWEIGHT INSULATING CONCRETE OVER STEEL OR STRUCTURAL CONCRETE DECKS - NEW CONSTRUCTION OR REROOF (TEAR-OFF)
SYSTEM TYPE E-2: NON-INSULATED, MECHANICALY FASTENED BASE SHEET, BONDED ROOF COVER

SEE NOTE 16A FOR VAPOR BARRIER OPTIONS

‡ NOTE: For steel deck application where specific deck attachment is not referenced, 'as-tested' attachment was not less than 5/8" puddle welds with weld-washers or #12 HWH Teks 5 screws spaced 6" o.c. Note 1.

System No.	Deck (Note 1)‡	Lightweight Concrete (Note 14)	Base Sheet			Roof Cover (Note 15)		MDP (psf)
			Type	Fastener (Note 11)	Attachment	Base Ply	Cap Ply	
CELCORE (NOA 24-0906.02):								
CONVENTIONAL SYSTEMS:								
LWC-13.	Min. 22 ga. type B, Grade 33 vented steel; 6 ft spans, attached 6" o.c. or min. 2,500 psi structural concrete	Celcore Cellular Concrete (min. 200 psi) with min. 1 pcf EPS board and min. 2-inch thick top coat	GAFGLAS Stratavent Nailable Venting Base Sheet	Drill-Tec Base Sheet Fastener (1.7 in.) or Drill-Tec Base Sheet Fastener E (1.7 in.)	9-inch o.c. at min. 2-inch laps and 18-inch o.c. in two (2), equally spaced, staggered center rows	SBS-TA	SBS-TA	-45.0
LWC-14.	Min. 22 ga. type B, Grade 33 vented steel; 5-ft spans, attached 6" o.c. or min. 2,500 psi structural concrete	Celcore Cellular Concrete (min. 200 psi) with min. 1 pcf EPS board and min. 2-inch thick top coat	Ruberoid Mop Granule, Tri-Ply SBS Granule (granules down)	Drill-Tec Locking Impact Nail	7-inch o.c. at min. 4-inch side laps and 7-inch o.c. in two, equally spaced staggered center rows.	BP-AA or SBS-AA	SBS-AA, SBS-TA or APP-TA	-75.0
LWC-15.	Min. 22 ga. type B, Grade 33 vented steel; 5-ft spans, attached 6" o.c. or min. 2,500 psi structural concrete	Celcore Cellular Concrete (min. 300 psi) with min. 1 pcf EPS board and min. 2-inch thick top coat	GAFGLAS #75 Base Sheet, Tri-Ply #75 Base Sheet, GAFGLAS #80 Ultima Base Sheet, GAFGLAS Stratavent Nailable Venting Base Sheet	Drill-Tec Base Sheet Fastener (1.7)	7-inch o.c. at min. 3-inch side laps and 7-inch o.c. in two, equally spaced staggered center rows.	Two plies BP-AA or SBS-AA	SBS-AA	-75.0
COLD-APPLIED SYSTEMS:								
LWC-16.	Min. 22 ga., type B, Grade 33 steel; 6 ft spans; 5/8" puddle welds with washers at 6" o.c. or min. 2,500 psi structural concrete	Celcore Cellular Concrete (min. 300 psi) with min. 1 pcf EPS board and min. 2-inch thick top coat	GAFGLAS #75 Base Sheet, Tri-Ply #75 Base Sheet, GAFGLAS #80 Ultima Base Sheet, GAFGLAS Stratavent Nailable Venting Base Sheet	Drill-Tec Base Sheet Fastener (1.7 in.) or Drill-Tec Base Sheet Fastener E (1.7 in.)	12-inch o.c. at min. 2-inch side laps and 12-inch o.c. at three (3) equally spaced staggered center rows.	SBS-CA	SBS-CA	-45.0
LWC-17.	Min. 22 ga., type B, Grade 33 steel; 6 ft spans; 5/8" puddle welds with washers at 6" o.c. or min. 2,500 psi structural concrete	Celcore Cellular Concrete (min. 300 psi) with min. 1 pcf EPS board and min. 2-inch thick top coat	GAFGLAS #75 Base Sheet, Tri-Ply #75 Base Sheet, GAFGLAS #80 Ultima Base Sheet, GAFGLAS Stratavent Nailable Venting Base Sheet	Drill-Tec Base Sheet Fastener (1.7 in.) or Drill-Tec Base Sheet Fastener E (1.7 in.)	9-inch o.c. at min. 2-inch laps and 18-inch o.c. in two (2), equally spaced, staggered center rows	SBS-CA	SBS-CA	-45.0
LWC-18.	Min. 22 ga., type B, Grade 33 steel; 5 ft spans; 5/8" puddle welds with washers at 6" o.c. or min. 2,500 psi structural concrete	Celcore Cellular Concrete (min. 300 psi) with min. 1 pcf EPS board and min. 2-inch thick top coat	GAFGLAS #75 Base Sheet, Tri-Ply #75 Base Sheet, GAFGLAS #80 Ultima Base Sheet, GAFGLAS Stratavent Nailable Venting Base Sheet	Drill-Tec Base Sheet Fastener (1.7 in.) or Drill-Tec Base Sheet Fastener E (1.7 in.)	7-inch o.c. at min. 3-inch side laps and 7-inch o.c. at two (2) equally spaced staggered center rows.	SBS-CA	SBS-CA	-75.0
HYBRID HOT/COLD-APPLIED SYSTEMS:								

2026 FBC HVHZ

TABLE 4C: LIGHTWEIGHT INSULATING CONCRETE OVER STEEL OR STRUCTURAL CONCRETE DECKS - NEW CONSTRUCTION OR REROOF (TEAR-OFF)
SYSTEM TYPE E-2: NON-INSULATED, MECHANICALY FASTENED BASE SHEET, BONDED ROOF COVER
SEE NOTE 16A FOR VAPOR BARRIER OPTIONS

‡ NOTE: For steel deck application where specific deck attachment is not referenced, 'as-tested' attachment was not less than 5/8" puddle welds with weld-washers or #12 HWH Teks 5 screws spaced 6" o.c. Note 1.

System No.	Deck (Note 1)‡	Lightweight Concrete (Note 14)	Base Sheet			Roof Cover (Note 15)		MDP (psf)
			Type	Fastener (Note 11)	Attachment	Base Ply	Cap Ply	
LWC-19.	Min. 22 ga., type B, Grade 33 steel; 6 ft spans; 5/8" puddle welds with washers at 6" o.c. or min. 2,500 psi structural concrete	Celcore Cellular Concrete (min. 300 psi) with min. 1 pcf EPS board and min. 2-inch thick top coat	GAFGLAS #75 Base Sheet, Tri-Ply #75 Base Sheet, GAFGLAS #80 Ultima Base Sheet, GAFGLAS Stratavent Nailable Venting Base Sheet	Drill-Tec Base Sheet Fastener (1.7)	12-inch o.c. at min. 2-inch side laps and 12-inch o.c. at three equally spaced staggered center rows.	BP-AA or SBS-AA	SBS-CA1	-45.0
LWC-20.	Min. 22 ga., type B, Grade 33 steel; 6 ft spans; 5/8" puddle welds with washers at 6" o.c. or min. 2,500 psi structural concrete	Celcore Cellular Concrete (min. 300 psi) with min. 1 pcf EPS board and min. 2-inch thick top coat	GAFGLAS #75 Base Sheet, Tri-Ply #75 Base Sheet, GAFGLAS #80 Ultima Base Sheet, GAFGLAS Stratavent Nailable Venting Base Sheet	Drill-Tec Base Sheet Fastener (1.7)	9-inch o.c. at min. 2-inch side laps and 9-inch o.c. at two equally spaced staggered center rows.	BP-AA or SBS-AA	SBS-CA1	-45.0
LWC-21.	Min. 22 ga., type B, Grade 33 steel; 6 ft spans; 5/8" puddle welds with washers at 6" o.c. or min. 2,500 psi structural concrete	Celcore Cellular Concrete (min. 300 psi) with min. 1 pcf EPS board and min. 2-inch thick top coat	GAFGLAS #75 Base Sheet, Tri-Ply #75 Base Sheet, GAFGLAS #80 Ultima Base Sheet, GAFGLAS Stratavent Nailable Venting Base Sheet	Drill-Tec Base Sheet Fastener (1.7)	7.5-inch o.c. at min. 2-inch side laps and 7.5-inch o.c. at one center row.	BP-AA or SBS-AA	SBS-CA1	-45.0
LWC-22.	Min. 22 ga., type B, Grade 33 steel; 6 ft spans; 5/8" puddle welds with washers at 6" o.c. or min. 2,500 psi structural concrete	Celcore Cellular Concrete (min. 300 psi) with min. 1 pcf EPS board and min. 2-inch thick top coat	GAFGLAS #75 Base Sheet, Tri-Ply #75 Base Sheet, GAFGLAS #80 Ultima Base Sheet, GAFGLAS Stratavent Nailable Venting Base Sheet	Drill-Tec Base Sheet Fastener (1.7)	9-inch o.c. at min. 3-inch side laps and 18-inch o.c. at two equally spaced staggered center rows.	BP-AA or SBS-AA	SBS-CA1	-45.0
LWC-23.	Min. 22 ga., type B, Grade 33 steel; 5 ft spans; 5/8" puddle welds with washers at 6" o.c. or min. 2,500 psi structural concrete	Celcore Cellular Concrete (min. 300 psi) with min. 1 pcf EPS board and min. 2-inch thick top coat	GAFGLAS #75 Base Sheet, Tri-Ply #75 Base Sheet, GAFGLAS #80 Ultima Base Sheet, GAFGLAS Stratavent Nailable Venting Base Sheet	Drill-Tec Base Sheet Fastener (1.7)	7-inch o.c. at min. 3-inch side laps and 7-inch o.c. at two equally spaced staggered center rows.	BP-AA or SBS-AA	SBS-CA1	-75.0
ELASTIZELL (NOA 23-0817.05):								
LWC-24.	Min. 22 ga. type B, Grade 33 vented steel; 6 ft spans, attached 6" o.c. or min. 2,500 psi structural concrete	Elastizell Range II (min. 200 psi) with min. 1 pcf EPS board and min. 2-inch thick top coat	GAFGLAS Stratavent Nailable Venting Base Sheet	Drill-Tec Base Sheet Fastener (1.7 in.) or Drill-Tec Base Sheet Fastener E (1.7 in.)	9-inch o.c. at min. 2-inch laps and 18-inch o.c. in two (2), equally spaced, staggered center rows	SBS-TA	SBS-TA	-45.0
MEARLCRETE (NOA 24-0514.06):								
CONVENTIONAL SYSTEMS:								

2023 FBC HVHZ

TABLE 4C: LIGHTWEIGHT INSULATING CONCRETE OVER STEEL OR STRUCTURAL CONCRETE DECKS - NEW CONSTRUCTION OR REROOF (TEAR-OFF)
SYSTEM TYPE E-2: NON-INSULATED, MECHANICALY FASTENED BASE SHEET, BONDED ROOF COVER
SEE NOTE 16A FOR VAPOR BARRIER OPTIONS

‡ NOTE: For steel deck application where specific deck attachment is not referenced, 'as-tested' attachment was not less than 5/8" puddle welds with weld-washers or #12 HWH Teks 5 screws spaced 6" o.c. Note 1.

System No.	Deck (Note 1)‡	Lightweight Concrete (Note 14)	Base Sheet			Roof Cover (Note 15)		MDP (psf)
			Type	Fastener (Note 11)	Attachment	Base Ply	Cap Ply	
LWC-25.	Min. 22 ga. type B, Grade 33 vented steel; 6 ft spans, attached 6" o.c. or min. 2,500 psi structural concrete	Mearlcrete (min. 300 psi) with min. 1 pcf EPS board and min. 2-inch thick top coat	GAFGLAS #75 Base Sheet, Tri-Ply #75 Base Sheet, GAFGLAS #80 Ultima Base Sheet, GAFGLAS Stratavent Nailable Venting Base Sheet	Drill-Tec Base Sheet Fastener (1.2 in.)	7.5-inch o.c. at min. 4-inch laps and 12-inch o.c. in three, equally spaced, staggered center rows	(Optional) BP-AA, SBS-AA, SBS-TA or APP-TA	SBS-AA, SBS-TA or APP-TA	-52.5
LWC-26.	Min. 22 ga. type B, Grade 33 vented steel; 6 ft spans, attached 6" o.c. or min. 2,500 psi structural concrete	Mearlcrete (min. 300 psi) with min. 1 pcf EPS board and min. 2-inch thick top coat	GAFGLAS #75 Base Sheet, Tri-Ply #75 Base Sheet, GAFGLAS #80 Ultima Base Sheet, GAFGLAS Stratavent Nailable Venting Base Sheet	Drill-Tec Base Sheet Fastener (1.7 in.) or Drill-Tec Base Sheet Fastener E (1.7 in.)	7-inch o.c. at min. 4-inch laps and 7-inch o.c. in two (2), equally spaced, staggered center rows	(Optional) BP-AA, SBS-AA, SBS-TA or APP-TA	SBS-AA, SBS-TA or APP-TA	-52.5
LWC-27.	Structural concrete	Mearlcrete (min. 300 psi) with optional min. 1 pcf Corrugated EPS Holey Board and min. 2-inch thick top coat	GAFGLAS #75 Base Sheet, Tri-Ply #75 Base Sheet, GAFGLAS Stratavent Nailable Venting Base Sheet	Drill-Tec Base Sheet Fastener (1.7)	7-inch o.c. at min. 4-inch laps and 7-inch o.c. in two, equally spaced, staggered center rows	SBS-TA	SBS-TA	-52.5
LWC-28.	Min. 22 ga. type B, Grade 33 vented steel; 6 ft spans, attached 6" o.c. or min. 2,500 psi structural concrete	Mearlcrete (min. 742 psi) min. 2-inch thick top coat	GAFGLAS FlexPly 6, GAFGLAS FlexPly 6 M	Drill-Tec Base Sheet Fastener (1.2)	7-inch o.c. at min. 4-inch side laps and 7-inch o.c. in two, equally spaced staggered center rows.	(Optional) BP-AA, SBS-AA	SBS-AA *(polyester reinforced, D6164 only)*	-52.5
PRE-EXISTENT CELLULAR LIGHTWEIGHT CONCRETE (NOTE 14A):								
CONVENTIONAL SYSTEMS:								
LWC-29.	Existing min. 22 ga. type B, Grade 33 steel	Re-Roof Only: Min. 300 psi, min. 2-inch thick pre-existent, cellular lightweight insulating concrete MCRF: 88 lbf	GAFGLAS #75 Base Sheet, GAFGLAS #80 Ultima Base Sheet or GAFGLAS Stratavent Nailable Venting Base Sheet	Drill-Tec Base Sheet Fastener (1.7 in.) or Drill-Tec Base Sheet Fastener E (1.7 in.)	7.5-inch o.c. at min. 2-inch side laps and 7.5-inch o.c. in one (1) staggered center row.	Ruberoid HW 30 Smooth, torch-applied	Ruberoid EnergyCap HW 30 Granule FR, torch-applied	-45.0
LWC-30.	Existing min. 22 ga. type B, Grade 33 steel	Re-Roof Only: Min. 300 psi, min. 2-inch thick pre-existent, cellular lightweight insulating concrete MCRF: 105 lbf	GAFGLAS #75 Base Sheet, GAFGLAS #80 Ultima Base Sheet or GAFGLAS Stratavent Nailable Venting Base Sheet	Drill-Tec Base Sheet Fastener (1.7 in.) or Drill-Tec Base Sheet Fastener E (1.7 in.)	9-inch o.c. at min. 2-inch side laps and 18-inch o.c. in two (2), equally spaced staggered center rows.	Ruberoid HW 30 Smooth, torch-applied	Ruberoid EnergyCap HW 30 Granule FR, torch-applied	-45.0

2023 FBC HVHZ

TABLE 4C: LIGHTWEIGHT INSULATING CONCRETE OVER STEEL OR STRUCTURAL CONCRETE DECKS - NEW CONSTRUCTION OR REROOF (TEAR-OFF)
SYSTEM TYPE E-2: NON-INSULATED, MECHANICALY FASTENED BASE SHEET, BONDED ROOF COVER
SEE NOTE 16A FOR VAPOR BARRIER OPTIONS

‡ NOTE: For steel deck application where specific deck attachment is not referenced, 'as-tested' attachment was not less than 5/8" puddle welds with weld-washers or #12 HWH Teks 5 screws spaced 6" o.c. Note 1.

System No.	Deck (Note 1)‡	Lightweight Concrete (Note 14)	Base Sheet			Roof Cover (Note 15)		MDP (psf)
			Type	Fastener (Note 11)	Attachment	Base Ply	Cap Ply	
LWC-31.	Min. 22 ga. type B, Grade 33 steel; 6'-6"spans, attached 6" o.c. or min. 2,500 psi structural concrete	Min 250-300 psi pre-existent cellular LWC with min. 1 pcf EPS board and min. 2-inch thick top coat	Ruberoid Mop Smooth	#14 HD Drill-Tec fasteners and 2" Drill-Tec Double-Barbed Round Steel Plate **(MCRF ≥ 154 lbf)**	Fasten through LWC to structural deck: 6-inch o.c. within 4-inch heat welded side laps	(Optional) SBS-TA	SBS-TA	-52.5
LWC-32.	Min. 22 ga. type BV, Grade 33 steel; 6 ft spans, 5/8" puddle welds 6" o.c. or min. 2,500 psi structural concrete	Min. 340 psi, min. 2-inch thick pre-existent, cellular lightweight insulating concrete MCRF: 60 lbf	GAFGLAS #75 Base Sheet, Tri-Ply #75 Base Sheet, GAFGLAS #80 Ultima Base Sheet, GAFGLAS Stratavent Nailable Venting Base Sheet, Ruberoid 20 Smooth	Drill-Tec Base Sheet Fastener (1.7 in.), Drill-Tec Base Sheet Fastener E (1.7 in.) or Drill-Tec Locking Impact Nail	7-inch o.c. at min. 4-inch side laps and 7-inch o.c. in two (2), equally spaced staggered center rows.	SBS-AA, SBS-TA	SBS-AA, SBS-TA, APP-TA	-52.5
LWC-33.	Min. 22 ga. type BV, Grade 33 steel; 6 ft spans, 5/8" puddle welds 6" o.c. or min. 2,500 psi structural concrete	Min 200 psi pre-existent cellular LWC	Ruberoid Mop Smooth	Drill-Tec XHD Fastener with Drill-Tec Eyehook AccuSeam Plate, Drill-Tec 2-3/8 in. Barbed XHD Plate, Dekfast Galvalume Steel Round 2-3/8" 20-Ga. Barbed Plate or Trufast 2.4" Barbed Metal Seam Plate **(MCRF ≥ 345 lbf)**	Fasten through LWC to structural deck: 12-inch o.c. within 5-inch wide, torched or heat-welded side laps	(Optional) SBS-TA	SBS-TA	-60.0
LWC-34.	Min. 22 ga. type BV, Grade 33 steel; 6 ft spans, 5/8" puddle welds 6" o.c. or min. 2,500 psi structural concrete	Min 200 psi pre-existent cellular LWC	Ruberoid HW Smooth	Drill-Tec XHD Fastener with Drill-Tec 2-3/8 in. Barbed XHD Plate or Trufast 2.4" Barbed Metal Seam Plate **(MCRF ≥ 345 lbf)**	Fasten through LWC to structural deck: 12-inch o.c. within 5-inch wide, torched or heat-welded side laps	(Optional) SBS-TA	SBS-TA	-60.0
LWC-35.	Min. 22 ga. type B, Grade 33 steel; 6 ft spans, attached 6" o.c. or min. 2,500 psi structural concrete	Min 250-300 psi pre-existent cellular LWC with min. 1 pcf EPS board and min. 2-inch thick top coat	GAFGLAS FlexPly 6, GAFGLAS FlexPly 6 M	Note 2	Fasten through LWC to structural deck: 12-inch o.c. at 4-inch side laps and 12-inch o.c. in two, equally spaced staggered center rows.	(Optional) BP-AA, SBS-AA	SBS-AA, SBS-TA	-67.5
LWC-36.	Existing min. 22 ga. type B, Grade 33 steel	Re-Roof Only: Min. 300 psi, min. 2-inch thick pre-existent, cellular lightweight insulating concrete MCRF: 88 lbf	GAFGLAS #75 Base Sheet, GAFGLAS #80 Ultima Base Sheet or GAFGLAS Stratavent Nailable Venting Base Sheet	Drill-Tec Base Sheet Fastener (1.7 in.) or Drill-Tec Base Sheet Fastener E (1.7 in.)	7-inch o.c. at min. 3-inch side laps and 7-inch o.c. in two (2), equally spaced staggered center rows.	Ruberoid HW 30 Smooth, torch-applied	Ruberoid EnergyCap HW 30 Granule FR, torch-applied	-75.0

2023 FBC HVHZ

TABLE 4C: LIGHTWEIGHT INSULATING CONCRETE OVER STEEL OR STRUCTURAL CONCRETE DECKS - NEW CONSTRUCTION OR REROOF (TEAR-OFF)
SYSTEM TYPE E-2: NON-INSULATED, MECHANICALY FASTENED BASE SHEET, BONDED ROOF COVER
SEE NOTE 16A FOR VAPOR BARRIER OPTIONS

‡ NOTE: For steel deck application where specific deck attachment is not referenced, 'as-tested' attachment was not less than 5/8" puddle welds with weld-washers or #12 HWH Teks 5 screws spaced 6" o.c. Note 1.

System No.	Deck (Note 1)‡	Lightweight Concrete (Note 14)	Base Sheet			Roof Cover (Note 15)		MDP (psf)
			Type	Fastener (Note 11)	Attachment	Base Ply	Cap Ply	
LWC-37.	Min. 22 ga., type BV, Grade 40; 6 ft spans; 5/8" puddle welds or #12 HWH Teks 5 screws 6" o.c. or min. 2,500 psi structural concrete	Re-Roof Only: Min. 210 psi, min. 2-inch thick pre-existent, cellular lightweight insulating concrete MCRF: 86 lbf	GAFGLAS #75 Base Sheet	Drill-Tec Base Sheet Fastener (1.7 in.), Drill-Tec Base Sheet Fastener E (1.7 in.) or Drill-Tec Locking Impact Nail	7-inch o.c. at min. 4-inch laps and 7-inch o.c. in two, equally spaced, staggered center rows	SBS-TA	SBS-TA, APP-TA	-75.0
LWC-38.	Min. 22 ga., type BV, Grade 40; 6 ft spans; 5/8" puddle welds or #12 HWH Teks 5 screws 6" o.c. or min. 2,500 psi structural concrete	Re-Roof Only: Min. 210 psi, min. 2-inch thick pre-existent, cellular lightweight insulating concrete MCRF: 95 lbf	GAFGLAS #80 Ultima Base Sheet or GAFGLAS Stratavent Nailable Venting Base Sheet or Ruberoid 20 Smooth	Drill-Tec Base Sheet Fastener (1.7 in.), Drill-Tec Base Sheet Fastener E (1.7 in.) or Drill-Tec Locking Impact Nail	7-inch o.c. at min. 4-inch laps and 7-inch o.c. in two, equally spaced, staggered center rows	SBS-TA	SBS-TA, APP-TA	-82.5
LWC-39.	Existing min. 22 ga. type B, Grade 33 steel	Re-Roof Only: Min. 300 psi, min. 2-inch thick pre-existent cellular lightweight insulating concrete	GAFGLAS #75 Base Sheet	Drill-Tec #12 Fastener or Drill-Tec #14 Fastner with Drill-Tec 3" Standard Steel Plate or Drill-Tec #12 DF Fastener or Drill-Tec #14 DF Fastener with Drill-Tec 3" DF Steel Insulation Plate	Fasten through LWC to structural deck: 6-inch o.c. at min. 3.5-inch side laps and 12-inch o.c. in three (3), equally spaced staggered center rows.	Ruberoid HW 30 Smooth, torch-applied	Ruberoid EnergyCap HW 30 Granule FR, torch-applied	-82.5
LWC-40.	Existing min. 22 ga. type B, Grade 33 steel	Re-Roof Only: Min. 300 psi, min. 2-inch thick pre-existent cellular lightweight insulating concrete	GAFGLAS #80 Ultima Base Sheet or GAFGLAS Stratavent Nailable Venting Base Sheet	Drill-Tec #12 Fastener, Drill-Tec #12 DP Fastener, Drill-Tec #14 Fastner or Drill-Tec #14 HD Fastener with Drill-Tec 3" Steel Plate, Drill-Tec 3" Flat Steel Plate, Drill-Tec 3" Standard Steel Plate, Drill-Tec AccuTrac Flat Plate, Drill-Tec AccuTrac Recessed Plate, Drill-Tec 3 in. Ribbed Galvalume Plate (Flat) or Drill-Tec 3" Recessed Steel Plate or Drill-Tec #12 DF Fastener or Drill-Tec #14 DF Fastener with Drill-Tec 3" DF Steel Insulation Plate	Fasten through LWC to structural deck: 6-inch o.c. at min. 3.5-inch side laps and 12-inch o.c. in three (3), equally spaced staggered center rows.	Ruberoid HW 30 Smooth, torch-applied	Ruberoid EnergyCap HW 30 Granule FR, torch-applied	-82.5
LWC-41.	Min. 22 ga. type B, Grade 33 steel; 5-ft spans, attached 6" o.c. or min. 2,500 psi structural concrete	Min 250 psi pre-existent cellular LWC with optional min. 1 pcf EPS board and min. 2-inch thick top coat.	Ruberoid HW Granule (granules down)	Note 2 **(MCRF ≥ 192 lbf)**	Fasten through LWC to structural deck 12-inch o.c. at 4-inch side laps and 12-inch o.c. in two, equally spaced staggered center rows.	(Optional) SBS-TA	SBS-TA *(polyester, D6164 only)*	-97.5

2023 FBC HVHZ

TABLE 4C: LIGHTWEIGHT INSULATING CONCRETE OVER STEEL OR STRUCTURAL CONCRETE DECKS - NEW CONSTRUCTION OR REROOF (TEAR-OFF)
SYSTEM TYPE E-2: NON-INSULATED, MECHANICALY FASTENED BASE SHEET, BONDED ROOF COVER
SEE NOTE 16A FOR VAPOR BARRIER OPTIONS

‡ NOTE: For steel deck application where specific deck attachment is not referenced, 'as-tested' attachment was not less than 5/8" puddle welds with weld-washers or #12 HWH Teks 5 screws spaced 6" o.c. Note 1.

System No.	Deck (Note 1)‡	Lightweight Concrete (Note 14)	Base Sheet			Roof Cover (Note 15)		MDP (psf)
			Type	Fastener (Note 11)	Attachment	Base Ply	Cap Ply	
LWC-42.	Existing min. 22 ga. type B, Grade 33 steel	Re-Roof Only: Min. 300 psi, min. 2-inch thick pre-existent cellular lightweight insulating concrete	GAFGLAS #80 Ultima Base Sheet	Drill-Tec #12 DF Fastener or Drill-Tec #14 DF Fastener with Drill-Tec 3" DF Steel Insulation Plate	Fasten through LWC to structural deck: 6-inch o.c. at min. 3.5-inch side laps and 6-inch o.c. in three (3), equally spaced staggered center rows.	Ruberoid HW 30 Smooth, torch-applied	Ruberoid EnergyCap HW 30 Granule FR, torch-applied	-142.5
LWC-43.	Existing min. 22 ga. type B, Grade 33 steel	Re-Roof Only: Min. 300 psi, min. 2-inch thick pre-existent cellular lightweight insulating concrete	GAFGLAS #80 Ultima Base Sheet	Drill-Tec #12 Fastener or Drill-Tec #14 Fastner with Drill-Tec 3" Standard Steel Plate, Drill-Tec AccuTrac Flat Plate or Drill-Tec AccuTrac Recessed Plate	Fasten through LWC to structural deck: 6-inch o.c. at min. 3.5-inch side laps and 6-inch o.c. in three (3), equally spaced staggered center rows.	Ruberoid HW 30 Smooth, torch-applied	Ruberoid EnergyCap HW 30 Granule FR, torch-applied	-150.0

TABLE 4D: LIGHTWEIGHT INSULATING CONCRETE OVER STEEL DECKS – NEW CONSTRUCTION OR REROOF (TEAR-OFF)
SYSTEM TYPE E-1: THERMAL BARRIER TO DECK, VAPOR BARRIER TO THERMAL BARRIER, LWC TO VAPOR BARRIER, NON-INSULATED, MECHANICALLY ATTACHED BASE SHEET, BONDED ROOF COVER

System No.	Deck (Note 1)	Thermal Barrier			Vapor Barrier (Note 15)	Lightweight Concrete (Note 14)	Base Sheet			Roof Cover (Note 15)		MDP (psf)
		Type	Fasten (Note 2, Note 11)	Attach			Base	Fasten	Spacing	Base Ply	Cap	
MEARLCRETE (NOA 24-0514.06):												
LWC-44.	Min. 22 ga. type BV, Grade 33 steel; 6 ft spans; #12 HWH Teks 5 screws, 6" o.c.	Min. 0.5-inch DensDeck Prime or SECUROCK Gypsum-Fiber Roof Board	Note 2	1 per 1.6 ft²	VB-SBS-TA	Min. 300 psi, min. 2-inch thick Mearlcrete	GAFGLAS #75 Base Sheet, Tri-Ply #75 Base Sheet, GAFGLAS #80 Ultima Base Sheet, GAFGLAS Stratavent Nailable Venting Base Sheet	Drill-Tec Base Sheet Fastener (1.7 in.) or Drill-Tec Base Sheet Fastener E (1.7 in.)	7-inch o.c. at min. 4-inch laps and 7-inch o.c. in two (2), equally spaced, staggered center rows	(Optional) BP-AA, SBS-AA, SBS-TA or APP-TA	SBS-AA, SBS-TA or APP-TA	-52.5
PRE-EXISTENT CELLULAR LIGHTWEIGHT CONCRETE (NOTE 14A):												
LWC-45.	Min. 22 ga. type BV, Grade 33 steel; 6 ft spans; #12 HWH Teks 5 screws, 6" o.c.	Min. 0.5-inch DensDeck Prime or SECUROCK Gypsum-Fiber Roof Board	Note 2	1 per 1.6 ft²	VB-SBS-TA	Min. 340 psi, min. 2-inch thick pre-existent, cellular lightweight insulating concrete MCRF: 60 lbf	GAFGLAS #75 Base Sheet, Tri-Ply #75 Base Sheet, GAFGLAS #80 Ultima Base Sheet, GAFGLAS Stratavent Nailable Venting Base Sheet, Ruberoid 20 Smooth	Drill-Tec Base Sheet Fastener (1.7 in.), Drill-Tec Base Sheet Fastener E (1.7 in.) or Drill-Tec Locking Impact Nail	7-inch o.c. at min. 4-inch laps and 7-inch o.c. in two (2), equally spaced staggered center rows.	SBS-AA, SBS-TA	SBS-AA, SBS-TA, APP-TA	-52.5

2023 FBC HVHZ

TABLE 4E: LIGHTWEIGHT INSULATING CONCRETE OVER STEEL DECKS - NEW CONSTRUCTION OR REROOF (TEAR-OFF) SYSTEM TYPE F: NON-INSULATED, BONDED ROOF COVER							
System No.	Deck (Note 1)	Lightweight Concrete (Note 14)	Primer	Roof Cover (Note 15)			MDP (psf)
				Base Ply	Ply	Cap Ply	
PRE-EXISTENT CELLULAR LIGHTWEIGHT CONCRETE (NOTE 14A):							
LWC-46.	Min. 22 ga. type BV, Grade 50 steel; 6 ft spans, 5/8" puddle welds 6" o.c.	Min. 200 psi, min. 2-inch thick pre-existent, cellular lightweight insulating concrete MCRF: Drill-Tec Base Sheet Fastener (1.7): 76 lbf Drill-Tec Locking Impact Nail (1.4): 85 lbf Drill-Tec Locking Impact Nail (1.8): 92 lbf	Matrix 307 Premium Asphalt Primer	SBS-CA1	None	SBS-CA1	-82.5*

TABLE 4F: LIGHTWEIGHT INSULATING CONCRETE OVER STRUCTURAL CONCRETE DECKS - NEW CONSTRUCTION OR REROOF (TEAR-OFF) SYSTEM TYPE F: NON-INSULATED, BONDED ROOF COVER SEE NOTE 16A FOR VAPOR BARRIER OPTIONS							
System No.	Deck (Note 1)	Lightweight Concrete (Note 14)	Primer	Roof Cover (Note 15)			MDP (psf)
				Base Ply	Ply	Cap Ply	
CELCORE (NOA 24-0906.02):							
LWC-47.	Structural concrete	Min. 250-300 psi Celcore Cellular Concrete	Matrix 307 Premium Asphalt Primer or ASTM D41 primer	SBS-SA	None	SBS-TA	-52.5*
LWC-48.	Structural concrete	Min. 250-300 psi Celcore Cellular Concrete	TOPCOAT PRECOTE	SBS-SA	None	SBS-TA	-100.0*
ELASTIZELL (NOA 23-0817.05):							
LWC-49.	Structural concrete	Min. 250-300 psi Elastizell Lightweight Insulating Concrete	Matrix 307 Premium Asphalt Primer or ASTM D41 primer	SBS-SA	None	SBS-SA	-137.5*

2023 FBC HVHZ

TABLE 5A: CEMENTITIOUS WOOD FIBER DECKS - REROOF (TEAR-OFF) SYSTEM TYPE A-1: BONDED INSULATION, BONDED ROOF COVER									
System No.	Deck (Note 1, Note 12)	Base Insulation Layer		Top Insulation Layer		Roof Cover (Note 15)			MDP (psf)
		Type	Attach (Notes 6,7,8)	Type	Attach (Notes 6,7,8)	Base Ply	Ply	Cap Ply	
CONVENTIONAL SYSTEMS:									
CWF-1.	Existing Tectum (re-roof only)	Min. 1.5-inch EnergyGuard RA	OB500	Min. 0.5-inch Structodek High Density Fiberboard Roof Insulation	OB500	BP-AA, SBS-AA	(Optional) One or more BP-AA, SBS-AA, SBS-TA or APP-TA	SBS-AA, SBS-TA or APP-TA	-45.0*
CWF-2.	Existing Tectum (re-roof only)	Min. 1.5-inch EnergyGuard RA	OB500	Min. 0.25-inch DensDeck, DensDeck Prime or SECUROCK Gypsum-Fiber Roof Board	OB500	BP-AA, SBS-AA, SBS-TA or APP-TA	(Optional) One or more BP-AA, SBS-AA, SBS-TA or APP-TA	SBS-AA, SBS-TA or APP-TA	-45.0*
CWF-3.	New or existing (reroof) Min. 2-inch Tectum I Plank at max 3 ft spans attached with OMG 2" Galvalume Plate and Drill-Tec Purlin Fastener; 3 parts per bearing.	Min. 2-inch EnergyGuard Polyiso Insulation or EnergyGuard Ultra	OB500, 6-inch o.c. to back-side of insulation	Min. 0.25-inch DensDeck Prime or SECUROCK Gypsum-Fiber Roof Board	OB500, 6-inch o.c.	BP-AA or SBS-AA	(Optional) BP-AA, SBS-AA, SBS-TA	SBS-AA, SBS-TA	-97.5
CWF-4.	New or existing (reroof) Min. 2-inch Tectum I Plank at max 3 ft spans attached with OMG 2" Galvalume Plate and Drill-Tec Purlin Fastener; 3 parts per bearing.	Min. 2-inch EnergyGuard Polyiso Insulation or EnergyGuard Ultra	OB500, 6-inch o.c. to back-side of insulation	Min. 0.25-inch DensDeck Prime or SECUROCK Gypsum-Fiber Roof Board	OB500, 6-inch o.c.	APP-TA	(Optional) APP-TA	APP-TA	-105.0
CWF-5.	New or existing (reroof) Min. 2-inch Tectum I Plank at max 3 ft spans attached with OMG 2" Galvalume Plate and Drill-Tec Purlin Fastener; 3 parts per bearing.	Min. 2-inch EnergyGuard Polyiso Insulation or EnergyGuard Ultra	OB500, 6-inch o.c. to back-side of insulation	Min. 0.25-inch SECUROCK Gypsum-Fiber Roof Board	OB500, 6-inch o.c.	SBS-TA	(Optional) SBS-TA	SBS-TA	-120.0
CWF-6.	New or existing (reroof) Min. 2-inch Tectum I Plank at max 3 ft spans attached with OMG 2" Galvalume Plate and Drill-Tec Purlin Fastener; 3 parts per bearing.	Min. 2-inch EnergyGuard Polyiso Insulation or EnergyGuard Ultra	OB500, 6-inch o.c. to back-side of insulation	Min. 0.25-inch DensDeck Prime	OB500, 6-inch o.c.	SBS-TA	(Optional) SBS-TA	SBS-TA	-127.5
SELF-ADHERING BASE PLY:									
CWF-7.	Existing Tectum (re-roof only)	Min. 1.5-inch EnergyGuard RA	OB500	Min. 0.25-inch DensDeck, DensDeck Prime or SECUROCK Gypsum-Fiber Roof Board	OB500	SBS-SA	(Optional) SBS-TA or APP-TA	SBS-TA or APP-TA	-45.0*
CWF-8.	New or existing (reroof) Min. 2-inch Tectum I Plank at max 3 ft spans attached with OMG 2" Galvalume Plate and Drill-Tec Purlin Fastener; 3 parts per bearing.	Min. 1-inch thick EnergyGuard Polyiso Insulation, EnergyGuard Ultra Polyiso Insulation	OB500, 6-inch o.c. to back-side of insulation	(Optional) Additional layer(s), min. 1.5-inch base insulation and/or min. 0.25-inch DensDeck Prime or SECUROCK Gypsum-Fiber Roof Board or min. 0.5-inch EnergyGuard HD Polyiso Cover Board or EnergyGuard HD Plus Polyiso Cover Board	OB500	SBS-SA	(Optional) SBS-TA, APP-TA	SBS-TA, APP-TA	-67.5

2023 FBC HVHZ

TABLE 5B: CEMENTITIOUS WOOD FIBER DECKS – NEW CONSTRUCTION OR REROOF (TEAR-OFF) SYSTEM TYPE B-3: MECHANICALLY ATTACHED ANCHOR SHEET, BONDED INSULATION, BONDED ROOF COVER												
System No.	Deck (Note 1)	Anchor Sheet			Base Insulation		Top Insulation		Roof Cover (Note 15)			MDP (psf)
		Type	Fastener (Note 11)	Attach	Type	Attach (Notes 6,7,8)	Type	Attach (Notes 6,7,8)	Base Ply	Ply	Cap Ply	
CONVENTIONAL SYSTEMS:												
CWF-9.	Existing Tectum (re-roof only)	GAFGLAS #75 Base Sheet, Tri-Ply #75 Base Sheet, #80 Ultima Base Sheet, Stratavent Nailable Venting Base Sheet, Ruberoid 20 Smooth, Mop Smooth	Min. 1.8-inch Drill-Tec Locking Impact Nail	9-inch o.c. at the 3-inch lap and 18-inch o.c. in two, equally spaced, staggered center rows	(Optional) Min. 1-inch EnergyGuard	Hot asphalt	Min. 0.25-inch DensDeck, DensDeck Prime or SECUROCK Gypsum-Fiber Roof Board or min. 0.4375-inch DEXcell Cement Roof Board	Hot asphalt	BP-AA, SBS-AA	(Optional) BP-AA, SBS-AA, SBS-TA, APP-TA	SBS-AA, SBS-TA, APP-TA	-45.0*
CWF-10.	Existing Tectum (re-roof only)	GAFGLAS #75 Base Sheet, Tri-Ply #75 Base Sheet, #80 Ultima Base Sheet, Stratavent Nailable Venting Base Sheet, Ruberoid 20 Smooth, Mop Smooth	Min. 1.8-inch Drill-Tec Locking Impact Nail	9-inch o.c. at the 3-inch lap and 18-inch o.c. in two, equally spaced, staggered center rows	(Optional) Min. 1-inch EnergyGuard	Hot asphalt	Min. 0.25-inch DensDeck, DensDeck Prime or SECUROCK Gypsum-Fiber Roof Board	Hot asphalt	SBS-TA, APP-TA	(Optional) BP-AA, SBS-AA, SBS-TA, APP-TA	SBS-AA, SBS-TA, APP-TA	-45.0*
CWF-11.	Existing Tectum (re-roof only)	GAFGLAS #75 Base Sheet, Tri-Ply #75 Base Sheet, #80 Ultima Base Sheet, Stratavent Nailable Venting Base Sheet, Ruberoid 20 Smooth, Mop Smooth	Min. 1.8-inch Drill-Tec Locking Impact Nail	9-inch o.c. at the 3-inch lap and 18-inch o.c. in two, equally spaced, staggered center rows	(Optional) Min. 1-inch EnergyGuard	Hot asphalt	Min. 0.5-inch Structodek High Density Fiberboard Roof Insulation or min. 0.4375-inch DEXcell Cement Roof Board	Hot asphalt	BP-AA, SBS-AA	(Optional) BP-AA, SBS-AA, SBS-TA, APP-TA	SBS-AA, SBS-TA, APP-TA	-45.0*
CWF-12.	Min. 2-inch Tectum I Plank; 3 ft span; OMG 2" Galvalume Plate and Drill-Tec Purlin Fastener; 2 parts per bearing	GAFGLAS #75 Base Sheet, Tri-Ply #75 Base Sheet, #80 Ultima Base Sheet, Stratavent Nailable Venting Base Sheet, Ruberoid 20 Smooth, Mop Smooth	Min. 1.8-inch Drill-Tec Locking Impact Nail	6-inch o.c. at the 4-inch lap and 6-inch o.c. in two, equally spaced, staggered center rows	Min. 1-inch EnergyGuard Polyiso Insulation	Hot asphalt	Min. 0.5-inch Structodek High Density Fiberboard Roof Insulation or min. 0.25-inch SECUROCK Gypsum-Fiber Roof Board or min. 0.4375-inch DEXcell Cement Roof Board	Hot asphalt	BP-AA, SBS-AA	(Optional) BP-AA, SBS-AA	SBS-AA	-60.0
CWF-13.	Min. 2-inch Tectum I Plank; 3 ft span; OMG 2" Galvalume Plate and Drill-Tec Purlin Fastener; 2 parts per bearing	GAFGLAS #75 Base Sheet, Tri-Ply #75 Base Sheet, #80 Ultima Base Sheet, Stratavent Nailable Venting Base Sheet, Ruberoid 20 Smooth, Mop Smooth	Min. 1.8-inch Drill-Tec Locking Impact Nail	6-inch o.c. at the 4-inch lap and 6-inch o.c. in two, equally spaced, staggered center rows	Min. 1-inch EnergyGuard Polyiso Insulation	Hot asphalt	Min. 0.25-inch SECUROCK Gypsum-Fiber Roof Board	Hot asphalt	SBS-TA or APP-TA	(Optional) SBS-TA or APP-TA	SBS-TA or APP-TA	-60.0

2023 FBC HVHZ

TABLE 5C: CEMENTITIOUS WOOD FIBER DECKS – NEW CONSTRUCTION OR REROOF (TEAR-OFF) SYSTEM TYPE E-2: NON-INSULATED, MECHANICALY FASTEDED BASE SHEET, BONDED ROOF COVER							
System No.	Deck (Note 1)	Base Sheet			Roof Cover (Note 15)		MDP (psf)
		Type	Fastener (Note 11)	Attachment	Base Ply	Cap Ply	
CONVENTIONAL SYSTEMS:							
CWF-14.	Existing Tectum (re-roof only)	GAFGLAS #75 Base Sheet, Tri-Ply #75 Base Sheet, #80 Ultima Base Sheet, Stratavent Nailable Venting Base Sheet, Ruberoid 20 Smooth, Mop Smooth	Min. 1.8-inch Drill-Tec Locking Impact Nail	9-inch o.c. at the 3-inch lap and 18-inch o.c. in two, equally spaced, staggered center rows	BP-AA, SBS-AA	SBS-AA, SBS-TA or APP-TA	-45.0*
CWF-15.	Existing Tectum (re-roof only)	Ruberoid 20 Smooth	Drill-Tec LD Fastener and Drill-Tec LD Plate	9-inch o.c. at the 4-inch lap and 12-inch o.c. in two, equally spaced, staggered center rows	(Optional) BP-AA, SBS-AA or SBS-TA	SBS-AA or SBS-TA	-60.0
CWF-16.	Existing Tectum (re-roof only)	Ruberoid HW 20 Smooth, Ruberoid HW 25 Smooth	Drill-Tec LD Fastener and Drill-Tec LD Plate	9-inch o.c. at the 4-inch lap and 12-inch o.c. in two, equally spaced, staggered center rows	(Optional) SBS-TA	SBS-TA	-60.0
CWF-17.	Existing Tectum (re-roof only)	GAFGLAS Ply 4, GAFGLAS Ply 4 M, Tri-Ply Ply 4, GAFGLAS FlexPly 6, GAFGLAS FlexPly 6 M, GAFGLAS #80 Ultima Base Sheet, GAFGLAS Stratavent Nailable Venting Base Sheet or Ruberoid 20 Smooth	Drill-Tec LD Fastener and Drill-Tec LD Plate	7-inch o.c. at the 4-inch lap and 7-inch o.c. in two, equally spaced, staggered center rows	(Optional) BP-AA, SBS-AA or SBS-TA	SBS-AA or SBS-TA	-67.5
CWF-18.	Existing Tectum (re-roof only)	Ruberoid HW 20 Smooth, Ruberoid HW 25 Smooth	Drill-Tec LD Fastener and Drill-Tec LD Plate	7-inch o.c. at the 4-inch lap and 7-inch o.c. in two, equally spaced, staggered center rows	(Optional) SBS-TA	SBS-TA	-67.5
CWF-19.	Min. 2-inch Tectum I Plank; 3 ft span; OMG 2" Galvalume Plate and Drill-Tec Purlin Fastener; 2 parts per bearing	GAFGLAS #75 Base Sheet, Tri-Ply #75 Base Sheet, #80 Ultima Base Sheet, Stratavent Nailable Venting Base Sheet, Ruberoid 20 Smooth, Mop Smooth	Min. 1.8-inch Drill-Tec Locking Impact Nail	6-inch o.c. at the 4-inch lap and 6-inch o.c. in two, equally spaced, staggered center rows	(Optional) SBS-AA or SBS-TA	SBS-AA or SBS-TA	-75.0
HYBRID HOT/COLD-APPLIED SYSTEMS:							
CWF-20.	Existing Tectum (re-roof only)	GAFGLAS #75 Base Sheet, Tri-Ply #75 Base Sheet, GAFGLAS #80 Ultima Base Sheet, GAFGLAS Stratavent Nailable Venting Base Sheet	Min. 1.8-inch Drill-Tec Locking Impact Nail	9-inch o.c. at the 2-inch lap and 9-inch o.c. at two, equally spaced, staggered center rows	BP-AA or SBS-AA	SBS-CA1	-45.0*

2023 FBC HVHZ

TABLE 6A: GYPSUM DECKS – REROOF (TEAR-OFF) SYSTEM TYPE A-1: BONDED INSULATION, BONDED ROOF COVER									
System No.	Deck (Note 1, Note 12)	Base Insulation Layer		Top Insulation Layer		Roof Cover (Note 15)			MDP (psf) *
		Type	Attach (Notes 6,7,8)	Type	Attach (Notes 6,7,8)	Base Ply	Ply	Cap Ply	
CONVENTIONAL SYSTEMS:									
G-1.	Existing gypsum deck	One or more layer(s), min. 0.5-inch EnergyGuard Polyiso Insulation, EnergyGuard RA or EnergyGuard Ultra	OB500	Min. 0.25-inch DensDeck Prime or SECUROCK Gypsum-Fiber Roof Board	OB500	SBS-TA, APP-TA	(Optional) SBS-TA, APP-TA	SBS-TA, APP-TA	-180.0
G-2.	Existing gypsum deck	(Optional) Min. 1-inch EnergyGuard Polyiso Insulation, EnergyGuard RA	OB500	Min. 0.25-inch DensDeck Prime or SECUROCK Gypsum-Fiber Roof Board	OB500	SBS-TA or APP-TA	(Optional) SBS-TA or APP-TA	SBS-TA or APP-TA	-190.0
SELF-ADHERING BASE PLY:									
G-3.	Existing gypsum deck	Min. 1-inch EnergyGuard Polyiso Insulation	OB500	(Optional) Additional layer(s) of base insulation	OB500	SBS-SA	None	SBS-SA	-87.5
G-4.	Existing gypsum deck	(Optional) One or more layer(s), min. 0.5-inch EnergyGuard Polyiso Insulation, EnergyGuard RA or EnergyGuard Ultra	OB500	Min. 0.25-inch SECUROCK Gypsum-Fiber Roof Board	OB500	SBS-SA	(Optional) SBS-TA, APP-TA	SBS-TA, APP-TA	-105.0
G-5.	Existing gypsum deck	Min. 1-inch EnergyGuard Polyiso Insulation	OB500	(Optional) Additional layer(s) of base insulation	OB500	SBS-SA	(Optional) SBS-TA, APP-TA	SBS-TA, APP-TA	-147.5
COLD-APPLIED SYSTEMS:									
G-6.	Existing gypsum deck	(Optional) One or more layer(s), min. 0.5-inch EnergyGuard Polyiso Insulation, EnergyGuard RA or EnergyGuard Ultra	OB500	Min. 0.25-inch SECUROCK Gypsum-Fiber Roof Board	OB500	SBS-CA1	None	SBS-CA1	-172.5

TABLE 6B: GYPSUM DECKS – REROOF (TEAR-OFF) SYSTEM TYPE B-3: MECHANICALLY ATTACHED ANCHOR SHEET, BONDED INSULATION, BONDED ROOF COVER												
System No.	Deck (Note 1)	Anchor Sheet			Base Insulation		Top Insulation		Roof Cover (Note 15)			MDP (psf)
		Type	Fastener (Note 11)	Attach	Type	Attach (Notes 6,7,8)	Type	Attach (Notes 6,7,8)	Base Ply	Ply	Cap Ply	
G-7.	Existing gypsum deck	GAFGLAS Stratavent Nailable Venting Base Sheet	Min. 1.8-inch Drill-Tec Locking Impact Nail **(MCRF ≥ 105 lbf)**	9-inch o.c. at the 2-inch lap and 18-inch o.c. in two, equally spaced, staggered center rows	Min. 1.5-inch EnergyGuard RA	Hot asphalt	None	N/A	BP-LL	Two plies SBS-AA	SBS-AA	-45.0*

2026 FBC HVHZ

TABLE 6C: GYPSUM DECKS - REROOF (TEAR-OFF) SYSTEM TYPE E-2: NON-INSULATED, MECHANICALY FASTENED BASE SHEET, BONDED ROOF COVER							
System No.	Deck (Note 1)	Base Sheet			Roof Cover (Note 15)		MDP (psf)
		Type	Fastener (Note 11)	Attachment	Base Ply	Cap Ply	
CONVENTIONAL SYSTEMS:							
G-8.	Existing gypsum deck	GAFGLAS Stratavent Nailable Venting Base Sheet	Drill-Tec Locking Impact Nail **(MCRF ≥ 105 lbf)**	9-inch o.c. at min. 2-inch laps and 18-inch o.c. in two, equally spaced, staggered center rows	BP-AA, SBS-AA	SBS-AA, SBS-TA or APP-TA	-45.0*
G-9.	Existing gypsum deck	GAFGLAS #75 Base Sheet, Tri-Ply #75 Base Sheet	Drill-Tec Base Sheet Fastener (1.2 in.) **(MCRF ≥ 105 lbf)**	9-inch o.c. at min. 2-inch laps and 18-inch o.c. in two, equally spaced, staggered center rows	SBS-TA	SBS-TA	-45.0*
G-10.	Existing gypsum deck	GAFGLAS #75 Base Sheet, Tri-Ply #75 Base Sheet, GAFGLAS #80 Ultima Base Sheet or GAFGLAS Stratavent Nailable Venting Base Sheet	Drill-Tec Base Sheet Fastener (1.2 in.) **(MCRF ≥ 93 lbf)**	9-inch o.c. at min. 2-inch laps and 12-inch o.c. in two, equally spaced, staggered center rows	(Optional) BP-AA, SBS-AA, SBS-TA or APP-TA	SBS-AA, SBS-TA or APP-TA	-50.0*
G-11.	Existing gypsum deck	Ruberoid 20 Smooth	Drill-Tec LD Fastener and Drill-Tec LD Plate **(MCRF ≥ 106 lbf)**	9-inch o.c. at the 4-inch lap and 12-inch o.c. in two, equally spaced, staggered center rows	(Optional) BP-AA, SBS-AA or SBS-TA	SBS-AA or SBS-TA	-60.0
G-12.	Existing gypsum deck	Ruberoid HW 20 Smooth, Ruberoid HW 25 Smooth	Drill-Tec LD Fastener and Drill-Tec LD Plate **(MCRF ≥ 106 lbf)**	9-inch o.c. at the 4-inch lap and 12-inch o.c. in two, equally spaced, staggered center rows	(Optional) SBS-TA	SBS-TA	-60.0
G-13.	Existing gypsum deck	GAFGLAS #75 Base Sheet, Tri-Ply #75 Base Sheet, GAFGLAS #80 Ultima Base Sheet or GAFGLAS Stratavent Nailable Venting Base Sheet	Drill-Tec Base Sheet Fastener (1.2 in.) **(MCRF ≥ 67 lbf)**	9-inch o.c. at min. 2-inch laps and 9-inch o.c. in three, equally spaced, staggered center rows	(Optional) BP-AA, SBS-AA, SBS-TA or APP-TA	SBS-AA, SBS-TA or APP-TA	-57.5*
G-14.	Existing gypsum deck	GAFGLAS Ply 4, GAFGLAS Ply 4 M, Tri-Ply Ply 4, GAFGLAS FlexPly 6, GAFGLAS FlexPly 6 M, GAFGLAS #80 Ultima Base Sheet, GAFGLAS Stratavent Nailable Venting Base Sheet or Ruberoid 20 Smooth	Drill-Tec LD Fastener and Drill-Tec LD Plate **(MCRF ≥ 77 lbf)**	7-inch o.c. at the 4-inch lap and 7-inch o.c. in two, equally spaced, staggered center rows	(Optional) BP-AA, SBS-AA or SBS-TA	SBS-AA or SBS-TA	-67.5
G-15.	Existing gypsum deck	Ruberoid HW 20 Smooth, Ruberoid HW 25 Smooth	Drill-Tec LD Fastener and Drill-Tec LD Plate **(MCRF ≥ 77 lbf)**	7-inch o.c. at the 4-inch lap and 7-inch o.c. in two, equally spaced, staggered center rows	(Optional) SBS-TA	SBS-TA	-67.5
HYBRID HOT/COLD-APPLIED SYSTEMS:							
G-16.	Existing gypsum deck	GAFGLAS #75 Base Sheet, Tri-Ply #75 Base Sheet, GAFGLAS #80 Ultima Base Sheet, GAFGLAS Stratavent Nailable Venting Base Sheet	Drill-Tec Locking Impact Nail **(MCRF ≥ 105 lbf)**	9-inch o.c. at min. 2-inch laps and 18-inch o.c. at two, equally spaced, staggered center rows	BP-AA or SBS-AA	SBS-CA1	-45.0*
G-17.	Existing gypsum deck	GAFGLAS #75 Base Sheet, Tri-Ply #75 Base Sheet, GAFGLAS #80 Ultima Base Sheet, GAFGLAS Stratavent Nailable Venting Base Sheet	Drill-Tec Locking Impact Nail **(MCRF ≥ 88 lbf)**	7.5-inch o.c. at min. 2-inch laps and 7.5-inch o.c. at one center rows	BP-AA or SBS-AA	SBS-CA1	-45.0*

2025 FBC HVHZ

TABLE 7A: RECOVER APPLICATIONS SYSTEM TYPE A-1: BONDED INSULATION, BONDED ROOF COVER (BASE INSULATION LAYER ONLY)*							
[A] The reported MDP documents the allowable maximum design pressure of the new insulation and roof cover when installed atop the substrate, irrespective of the deck type (See Note 1) or performance of the substrate (See Note 12). The deck and substrate shall be capable of resisting the project design pressure requirements, not to exceed the noted MDP, to the satisfaction of the Authority Having Jurisdiction.							
System No.	Substrate (Note 1, Note 12)	Base Insulation Layer		Roof Cover (Note 15)			MDP (psf)*[A]
		Type	Attach (Notes 6,7,8)	Base Ply	Ply	Cap Ply	
CONVENTIONAL SYSTEMS WITH BASE INSULATION LAYER ONLY							
R-1.	Existing asphaltic roof cover	Min. 0.5-inch Structodek High Density Fiberboard Roof Insulation or min. 0.4375-inch DEXcell Cement Roof Board	Hot asphalt	BP-AA, SBS-AA	(Optional) One or more BP-AA, SBS-AA, SBS-TA or APP-TA	SBS-AA, SBS-TA or APP-TA	-165.0
R-2.	Existing granule surface cap sheet	Min. 0.25-inch DensDeck Prime or SECUROCK Gypsum-Fiber Roof Board	Hot asphalt	SBS-TA, APP-TA	(Optional) SBS-TA, APP-TA	SBS-TA, APP-TA	-240.0
R-3.	New or existing smooth- or granule-surface asphalt BUR or SBS modified bitumen or granule-surface APP modified bitumen	Min. 0.25-inch DensDeck Prime or SECUROCK Gypsum-Fiber Roof Board	LRF-M Canister	SBS-TA, APP-TA	(Optional) SBS-TA, APP-TA	SBS-TA, APP-TA	-240.0
R-4.	Existing gravel-surfaced BUR, brushed/spudded and vacuumed to remove loose gravel	Min. 0.25-inch DensDeck Prime or SECUROCK Gypsum-Fiber Roof Board	LRF-XF	SBS-TA, APP-TA	(Optional) SBS-TA, APP-TA	SBS-TA, APP-TA	-110.0
R-5.	Existing gravel-surfaced BUR, brushed/spudded and vacuumed to remove loose gravel	Min. 0.25-inch DensDeck Prime or SECUROCK Gypsum-Fiber Roof Board	LRF-XF, 6-inch o.c.	SBS-TA, APP-TA	(Optional) SBS-TA, APP-TA	SBS-TA, APP-TA	-157.5
R-6.	Existing asphaltic roof cover	Min. 0.25-inch SECUROCK Gypsum-Fiber Roof Board	LRF-XF	SBS-TA, APP-TA	(Optional) SBS-TA, APP-TA	SBS-TA, APP-TA	-180.0
R-7.	Existing gravel-surfaced BUR, brushed/spudded and vacuumed to remove loose gravel	Min. 0.25-inch DensDeck Prime or SECUROCK Gypsum-Fiber Roof Board	LRF-XF, 4-inch o.c.	SBS-TA, APP-TA	(Optional) SBS-TA, APP-TA	SBS-TA, APP-TA	-180.0
R-8.	Existing gravel-surfaced BUR, brushed/spudded and vacuumed to remove loose gravel	Min. 0.25-inch DensDeck Prime	LRF-XF, 4-inch o.c.	SBS-TA	(Optional) SBS-TA	SBS-TA	-200.0
R-9.	Existing granule surface cap sheet	Min. 0.25-inch DensDeck Prime or SECUROCK Gypsum-Fiber Roof Board	LRF-XF, 6-inch o.c.	SBS-TA, APP-TA	(Optional) SBS-TA, APP-TA	SBS-TA, APP-TA	-240.0
R-10.	Existing asphaltic roof cover	Min. 0.25-inch DensDeck Prime	LRF-XF	SBS-TA	(Optional) SBS-TA	SBS-TA	-245.0
R-11.	Existing gravel-surfaced BUR, brushed/spudded and vacuumed to remove loose gravel	Min. 0.5-inch Structodek High Density Fiberboard Roof Insulation	OB500	BP-AA, SBS-AA	(Optional) One or more BP-AA, SBS-AA, SBS-TA or APP-TA	SBS-AA, SBS-TA or APP-TA	-110.0
R-12.	Existing gravel-surfaced BUR, brushed/spudded and vacuumed to remove loose gravel	Min. 0.25-inch DensDeck Prime or SECUROCK Gypsum-Fiber Roof Board	OB500	SBS-TA, APP-TA	(Optional) SBS-TA, APP-TA	SBS-TA, APP-TA	-110.0
R-13.	Existing asphaltic roof cover	Min. 0.5-inch Structodek High Density Fiberboard Roof Insulation	OB500	BP-AA, SBS-AA	(Optional) One or more BP-AA, SBS-AA, SBS-TA or APP-TA	SBS-AA, SBS-TA or APP-TA	-120.0
R-14.	Existing asphaltic roof cover	Min. 0.25-inch DensDeck Prime	OB500	SBS-TA	(Optional) One or more SBS-TA	SBS-TA	-120.0
R-15.	Existing gravel-surfaced BUR, brushed/spudded and vacuumed to remove loose gravel	Min. 0.5-inch Structodek High Density Fiberboard Roof Insulation	OB500, 6-inch o.c.	BP-AA, SBS-AA	(Optional) One or more BP-AA, SBS-AA, SBS-TA or APP-TA	SBS-AA, SBS-TA or APP-TA	-157.5

2023 FBC HVHZ

TABLE 7A: RECOVER APPLICATIONS SYSTEM TYPE A-1: BONDED INSULATION, BONDED ROOF COVER (BASE INSULATION LAYER ONLY)*							
[A] The reported MDP documents the allowable maximum design pressure of the new insulation and roof cover when installed atop the substrate, irrespective of the deck type (See Note 1) or performance of the substrate (See Note 12). The deck and substrate shall be capable of resisting the project design pressure requirements, not to exceed the noted MDP, to the satisfaction of the Authority Having Jurisdiction.							
System No.	Substrate (Note 1, Note 12)	Base Insulation Layer		Roof Cover (Note 15)			MDP (psf)*[A]
		Type	Attach (Notes 6,7,8)	Base Ply	Ply	Cap Ply	
R-16.	Existing gravel-surfaced BUR, brushed/spudded and vacuumed to remove loose gravel	Min. 0.25-inch DensDeck Prime or SECUROCK Gypsum-Fiber Roof Board	OB500, 6-inch o.c.	SBS-TA, APP-TA	(Optional) SBS-TA, APP-TA	SBS-TA, APP-TA	-157.5
R-17.	Existing gravel-surfaced BUR, brushed/spudded and vacuumed to remove loose gravel	Min. 0.5-inch Structodek High Density Fiberboard Roof Insulation	OB500, 4-inch o.c.	BP-AA, SBS-AA	(Optional) One or more BP-AA, SBS-AA, SBS-TA or APP-TA	SBS-AA, SBS-TA or APP-TA	-165.0
R-18.	Existing gravel-surfaced BUR, brushed/spudded and vacuumed to remove loose gravel	Min. 0.25-inch DensDeck Prime or SECUROCK Gypsum-Fiber Roof Board	OB500, 4-inch o.c.	SBS-TA, APP-TA	(Optional) SBS-TA, APP-TA	SBS-TA, APP-TA	-200.0
R-19.	Existing granule surface cap sheet	Min. 0.25-inch DensDeck Prime or SECUROCK Gypsum-Fiber Roof Board	OB500, 6-inch o.c.	SBS-TA, APP-TA	(Optional) SBS-TA, APP-TA	SBS-TA, APP-TA	-240.0
SELF-ADHERING BASE PLY WITH BASE INSULATION LAYER ONLY							
R-20.	Existing asphaltic roof cover	Min. 1.5-inch EnergyGuard Ultra	Hot asphalt	SBS-SA	(Optional) SBS-SA, SBS-TA, APP-TA	SBS-SA, SBS-TA, APP-TA	-90.0
R-21.	Existing asphaltic roof cover	Min. 1.5-inch EnergyGuard RA	Hot asphalt	SBS-SA	(Optional) SBS-SA, SBS-TA, APP-TA	SBS-TA, APP-TA	-217.5
R-22.	Existing smooth-surface BUR	Min. 0.5-inch EnergyGuard Polyiso Insulation, EnergyGuard Ultra	LRF-M, M-OSFA	SBS-SA	(Optional) SBS-TA, APP-TA	SBS-TA, APP-TA	-75.0
R-23.	Existing smooth surfaced BUR or granule surface roof cover	Min. 0.5-inch EnergyGuard HD Polyiso Cover Board, EnergyGuard HD Plus Polyiso Cover Board	LRF-M, M-OSFA	SBS-SA	(Optional) SBS-TA or APP-TA	SBS-TA or APP-TA	-75.0
R-24.	Existing gravel-surfaced BUR, brushed/spudded and vacuumed to remove loose gravel	Min. 0.5-inch EnergyGuard Polyiso Insulation, EnergyGuard Ultra	LRF-M	SBS-SA	(Optional) SBS-TA or APP-TA	SBS-TA or APP-TA	-110.0
R-25.	Existing gravel-surfaced BUR, brushed/spudded and vacuumed to remove loose gravel	Min. 0.5-inch EnergyGuard Polyiso Insulation, EnergyGuard Ultra	LRF-M, 6-inch o.c.	SBS-SA	(Optional) SBS-TA or APP-TA	SBS-TA or APP-TA	-157.5
R-26.	Existing gravel-surfaced BUR, brushed/spudded and vacuumed to remove loose gravel	Min. 0.5-inch EnergyGuard Polyiso Insulation, EnergyGuard Ultra	LRF-M, 4-inch o.c.	SBS-SA	(Optional) SBS-TA or APP-TA	SBS-TA or APP-TA	-200.0
R-27.	Existing granule-surface BUR or modified bitumen or smooth-surface SBS modified bitumen	Min. 0.5-inch EnergyGuard Polyiso Insulation, EnergyGuard Ultra	LRF-M, M-OSFA	SBS-SA	(Optional) SBS-TA, APP-TA	SBS-TA, APP-TA	-225.0
R-28.	New or existing smooth- or granule-surface asphalt BUR or SBS modified bitumen or granule-surface APP modified bitumen	Min. 0.25-inch SECUROCK Gypsum-Fiber Roof Board	LRF-M Canister	SBS-SA	(Optional) SBS-TA or APP-TA	SBS-TA or APP-TA	-137.5
R-29.	New or existing smooth- or granule-surface asphalt BUR or SBS modified bitumen or granule-surface APP modified bitumen	Min. 1.5-inch EnergyGuard RA	LRF-M Canister	SBS-SA	(Optional) SBS-SA, SBS-TA, APP-TA	SBS-TA, APP-TA	-217.5
R-30.	New or existing smooth- or granule-surface asphalt BUR or SBS modified bitumen or granule-surface APP modified bitumen	Min. 1.5-inch EnergyGuard Polyiso Insulation	LRF-M Canister	SBS-SA	(Optional) SBS-TA or APP-TA	SBS-TA or APP-TA	-232.5

2023 FBC HVHZ

TABLE 7A: RECOVER APPLICATIONS
SYSTEM TYPE A-1: BONDED INSULATION, BONDED ROOF COVER (BASE INSULATION LAYER ONLY)*

[A] The reported MDP documents the allowable maximum design pressure of the new insulation and roof cover when installed atop the substrate, irrespective of the deck type (See Note 1) or performance of the substrate (See Note 12). The deck and substrate shall be capable of resisting the project design pressure requirements, not to exceed the noted MDP, to the satisfaction of the Authority Having Jurisdiction.

System No.	Substrate (Note 1, Note 12)	Base Insulation Layer		Roof Cover (Note 15)			MDP (psf)*A
		Type	Attach (Notes 6,7,8)	Base Ply	Ply	Cap Ply	
R-31.	New or existing smooth- or granule-surface asphalt BUR or SBS modified bitumen or granule-surface APP modified bitumen	Min. 0.25-inch SECUROCK Gypsum-Fiber Roof Board primed with Matrix 307 Premium Asphalt Primer or ASTM D41 primer	LRF-M Canister	SBS-SA	(Optional) SBS-TA or APP-TA	SBS-TA or APP-TA	-285.0
R-32.	Existing gravel-surfaced BUR, brushed/spudded and vacuumed to remove loose gravel	Min. 1.5-inch EnergyGuard RA	LRF-XF	SBS-SA	(Optional) SBS-SA, SBS-TA, APP-TA	SBS-TA, APP-TA	-110.0
R-33.	Existing gravel-surfaced BUR, brushed/spudded and vacuumed to remove loose gravel	Min. 1.5-inch EnergyGuard Polyiso Insulation, EnergyGuard Ultra or Min. 0.25-inch SECUROCK Gypsum-Fiber Roof Board	LRF-XF	SBS-SA	(Optional) SBS-TA or APP-TA	SBS-TA or APP-TA	-110.0
R-34.	Existing asphaltic roof cover	Min. 0.25-inch SECUROCK Gypsum-Fiber Roof Board	LRF-XF	SBS-SA	(Optional) SBS-TA or APP-TA	SBS-TA or APP-TA	-120.0
R-35.	Existing asphaltic roof cover	Min. 0.25-inch SECUROCK Gypsum-Fiber Roof Board primed with Matrix 307 Premium Asphalt Primer or ASTM D41 primer	LRF-XF	SBS-SA	(Optional) SBS-TA or APP-TA	SBS-TA or APP-TA	-120.0
R-36.	Existing gravel-surfaced BUR, brushed/spudded and vacuumed to remove loose gravel	Min. 0.25-inch SECUROCK Gypsum-Fiber Roof Board	LRF-XF, 6-inch o.c.	SBS-SA	(Optional) SBS-TA or APP-TA	SBS-TA or APP-TA	-137.5
R-37.	Existing gravel-surfaced BUR, brushed/spudded and vacuumed to remove loose gravel	Min. 1.5-inch EnergyGuard RA	LRF-XF, 6-inch o.c.	SBS-SA	(Optional) SBS-SA, SBS-TA, APP-TA	SBS-TA, APP-TA	-157.5
R-38.	Existing gravel-surfaced BUR, brushed/spudded and vacuumed to remove loose gravel	Min. 0.25-inch DensDeck primed with Matrix 307 Premium Asphalt Primer or ASTM D41 primer	LRF-XF, 6-inch o.c.	SBS-SA	(Optional) SBS-TA or APP-TA	SBS-TA or APP-TA	-157.5
R-39.	Existing gravel-surfaced BUR, brushed/spudded and vacuumed to remove loose gravel	Min. 1.5-inch EnergyGuard Polyiso Insulation, EnergyGuard Ultra or Min. 0.25-inch SECUROCK Gypsum-Fiber Roof Board primed with Matrix 307 Premium Asphalt Primer or ASTM D41 primer	LRF-XF, 6-inch o.c.	SBS-SA	(Optional) SBS-TA or APP-TA	SBS-TA or APP-TA	-157.5
R-40.	Existing gravel-surfaced BUR, brushed/spudded and vacuumed to remove loose gravel	Min. 1.5-inch EnergyGuard Polyiso Insulation, EnergyGuard Ultra or Min. 0.25-inch SECUROCK Gypsum-Fiber Roof Board primed with Matrix 307 Premium Asphalt Primer or ASTM D41 primer	LRF-XF, 4-inch o.c.	SBS-SA	(Optional) SBS-TA or APP-TA	SBS-TA or APP-TA	-180.0
R-41.	Existing gravel-surfaced BUR, brushed/spudded and vacuumed to remove loose gravel	Min. 1.5-inch EnergyGuard RA	LRF-XF, 4-inch o.c.	SBS-SA	(Optional) SBS-SA, SBS-TA, APP-TA	SBS-TA, APP-TA	-200.0
R-42.	Existing asphaltic roof cover	Min. 1.5-inch EnergyGuard RA	LRF-XF	SBS-SA	(Optional) SBS-SA, SBS-TA, APP-TA	SBS-TA, APP-TA	-217.5
R-43.	Existing smooth- or granule-surface BUR or modified bitumen	Min. 0.5-inch EnergyGuard Polyiso Insulation, EnergyGuard Ultra	LRF-XF	SBS-SA	(Optional) SBS-TA, APP-TA	SBS-TA, APP-TA	-225.0
R-44.	Existing smooth surfaced BUR / APP modified bitumen or granule surface roof cover over structural concrete deck	Min. 0.5-inch EnergyGuard HD Polyiso Cover Board, EnergyGuard HD Plus Polyiso Cover Board	OB500	SBS-SA	(Optional) SBS-TA or APP-TA	SBS-TA or APP-TA	-97.5

2023 FBC HVHZ

TABLE 7A: RECOVER APPLICATIONS
SYSTEM TYPE A-1: BONDED INSULATION, BONDED ROOF COVER (BASE INSULATION LAYER ONLY)*

[A] The reported MDP documents the allowable maximum design pressure of the new insulation and roof cover when installed atop the substrate, irrespective of the deck type (See Note 1) or performance of the substrate (See Note 12). The deck and substrate shall be capable of resisting the project design pressure requirements, not to exceed the noted MDP, to the satisfaction of the Authority Having Jurisdiction.

System No.	Substrate (Note 1, Note 12)	Base Insulation Layer		Roof Cover (Note 15)			MDP (psf)*[A]
		Type	Attach (Notes 6,7,8)	Base Ply	Ply	Cap Ply	
R-45.	Existing asphaltic roof cover or gravel-surfaced BUR, brushed/spudded and vacuumed to remove loose gravel	Min 0.5-inch Structodek High Density Fiberboard Roof Insulation	OB500, 6-inch o.c.	SBS-SA	(Optional) SBS-SA	SBS-SA	-110.0
R-46.	Existing gravel-surfaced BUR, brushed/spudded and vacuumed to remove loose gravel	Min. 1.5-inch EnergyGuard RA	OB500	SBS-SA	(Optional) SBS-SA	SBS-SA	-110.0
R-47.	Existing gravel-surfaced BUR, brushed/spudded and vacuumed to remove loose gravel	Min. 0.25-inch DensDeck primed with Matrix 307 Premium Asphalt Primer or ASTM D41 primer	OB500	SBS-SA	(Optional) SBS-TA or APP-TA	SBS-TA or APP-TA	-110.0
R-48.	Existing gravel-surfaced BUR, brushed/spudded and vacuumed to remove loose gravel	Min. 0.5-inch EnergyGuard Polyiso Insulation, EnergyGuard Ultra or Min. 0.25-inch SECUROCK Gypsum-Fiber Roof Board	OB500	SBS-SA	(Optional) SBS-TA or APP-TA	SBS-TA or APP-TA	-110.0
R-49.	Existing asphaltic roof cover	Min. 1.5-inch EnergyGuard RA	OB500	SBS-SA	(Optional) SBS-SA	SBS-SA	-120.0
R-50.	Existing asphaltic roof cover	Min. 0.25-inch DensDeck, optionally primed with Matrix 307 Premium Asphalt Primer or ASTM D41 primer	OB500	SBS-SA	(Optional) SBS-TA or APP-TA	SBS-TA or APP-TA	-120.0
R-51.	Existing asphaltic roof cover	Min. 0.25-inch SECUROCK Gypsum-Fiber Roof Board	OB500	SBS-SA	(Optional) SBS-TA or APP-TA	SBS-TA or APP-TA	-120.0
R-52.	Existing asphaltic roof cover	Min. 0.25-inch SECUROCK Gypsum-Fiber Roof Board primed with Matrix 307 Premium Asphalt Primer or ASTM D41 primer	OB500	SBS-SA	(Optional) SBS-TA or APP-TA	SBS-TA or APP-TA	-120.0
R-53.	Existing gravel-surfaced BUR, brushed/spudded and vacuumed to remove loose gravel	Min. 1.5-inch EnergyGuard RA	OB500, 6-inch o.c.	SBS-SA	(Optional) SBS-SA	SBS-SA	-120.0
R-54.	Existing gravel-surfaced BUR, brushed/spudded and vacuumed to remove loose gravel	Min. 0.25-inch DensDeck	OB500, 6-inch o.c.	SBS-SA	(Optional) SBS-TA or APP-TA	SBS-TA or APP-TA	-122.5
R-55.	Existing gravel-surfaced BUR, brushed/spudded and vacuumed to remove loose gravel	Min. 0.25-inch SECUROCK Gypsum-Fiber Roof Board	OB500, 6-inch o.c.	SBS-SA	(Optional) SBS-TA or APP-TA	SBS-TA or APP-TA	-137.5
R-56.	Existing gravel-surfaced BUR, brushed/spudded and vacuumed to remove loose gravel	Min. 0.25-inch DensDeck primed with Matrix 307 Premium Asphalt Primer or ASTM D41 primer	OB500, 6-inch o.c.	SBS-SA	(Optional) SBS-TA or APP-TA	SBS-TA or APP-TA	-157.5
R-57.	Existing gravel-surfaced BUR, brushed/spudded and vacuumed to remove loose gravel	Min. 0.5-inch EnergyGuard Polyiso Insulation, EnergyGuard Ultra or Min. 0.25-inch SECUROCK Gypsum-Fiber Roof Board primed with Matrix 307 Premium Asphalt Primer or ASTM D41 primer	OB500, 6-inch o.c.	SBS-SA	(Optional) SBS-TA or APP-TA	SBS-TA or APP-TA	-157.5
R-58.	Existing gravel-surfaced BUR, brushed/spudded and vacuumed to remove loose gravel	Min. 0.25-inch DensDeck primed with Matrix 307 Premium Asphalt Primer or ASTM D41 primer	OB500, 4-inch o.c.	SBS-SA	(Optional) SBS-TA or APP-TA	SBS-TA or APP-TA	-167.5
R-59.	Existing gravel-surfaced BUR, brushed/spudded and vacuumed to remove loose gravel	Min. 1.5-inch EnergyGuard Polyiso Insulation, EnergyGuard Ultra or Min. 0.25-inch SECUROCK Gypsum-Fiber Roof Board primed with Matrix 307 Premium Asphalt Primer or ASTM D41 primer	OB500, 4-inch o.c.	SBS-SA	(Optional) SBS-TA or APP-TA	SBS-TA or APP-TA	-200.0

2023 FBC HVHZ

TABLE 7A: RECOVER APPLICATIONS SYSTEM TYPE A-1: BONDED INSULATION, BONDED ROOF COVER (BASE INSULATION LAYER ONLY)*							
[A] The reported MDP documents the allowable maximum design pressure of the new insulation and roof cover when installed atop the substrate, irrespective of the deck type (See Note 1) or performance of the substrate (See Note 12). The deck and substrate shall be capable of resisting the project design pressure requirements, not to exceed the noted MDP, to the satisfaction of the Authority Having Jurisdiction.							
System No.	Substrate (Note 1, Note 12)	Base Insulation Layer		Roof Cover (Note 15)			MDP (psf)*[A]
		Type	Attach (Notes 6,7,8)	Base Ply	Ply	Cap Ply	
R-60.	Existing smooth- or granule-surface BUR or modified bitumen	Min. 0.5-inch EnergyGuard Polyiso Insulation, EnergyGuard Ultra	OB500	SBS-SA	(Optional) SBS-TA, APP-TA	SBS-TA, APP-TA	-225.0
VENTING SYSTEMS WITH BASE INSULATION LAYER ONLY							
R-61.	Existing asphaltic roof cover	Min. 1.5-inch EnergyGuard RA	Hot asphalt	BP-LL	(Optional) One or more BP-AA, SBS-AA	SBS-AA	-150.0
R-62.	Existing asphaltic roof cover	Min. 1.5-inch EnergyGuard RA	Hot asphalt	BP-LL	One or more BP-AA, SBS-AA	SBS-TA or APP-TA	-150.0
R-63.	Existing smooth- or granule-surface BUR, granule-surface modified bitumen or smooth-surface SBS modified bitumen	Min. 0.5-inch EnergyGuard Polyiso Insulation, EnergyGuard Ultra	Hot asphalt	BP-LL	(Optional) One or more BP-AA, SBS-AA	SBS-AA	-150.0
R-64.	Existing asphaltic roof cover	Min. 1.5-inch EnergyGuard Ultra	Hot asphalt	BP-LL	(Optional) One or more BP-AA, SBS-AA	SBS-AA	-172.5
R-65.	Existing asphaltic roof cover	Min. 1.5-inch EnergyGuard Ultra	Hot asphalt	BP-LL	One or more BP-AA, SBS-AA	SBS-TA or APP-TA	-172.5
R-66.	Existing smooth-surface BUR	Min. 0.5-inch EnergyGuard Polyiso Insulation, EnergyGuard Ultra	LRF-M, M-OSFA	BP-LL	(Optional) One or more BP-AA, SBS-AA	SBS-AA	-75.0
R-67.	Existing gravel-surfaced BUR, brushed/spudded and vacuumed to remove loose gravel	Min. 1.5-inch EnergyGuard Polyiso Insulation, EnergyGuard Ultra	LRF-M	BP-LL	(Optional) One or more BP-AA, SBS-AA	SBS-AA	-110.0
R-68.	Existing gravel-surfaced BUR, brushed/spudded and vacuumed to remove loose gravel	Min. 1.5-inch EnergyGuard Polyiso Insulation, EnergyGuard Ultra	LRF-M, 6-inch o.c.	BP-LL	(Optional) One or more BP-AA, SBS-AA	SBS-AA	-157.5
R-69.	Existing gravel-surfaced BUR, brushed/spudded and vacuumed to remove loose gravel	Min. 1.5-inch EnergyGuard Polyiso Insulation, EnergyGuard Ultra	LRF-M, 4-inch o.c.	BP-LL	(Optional) One or more BP-AA, SBS-AA	SBS-AA	-200.0
R-70.	Existing granule-surface BUR or modified bitumen or smooth-surface SBS modified bitumen	Min. 0.5-inch EnergyGuard Polyiso Insulation, EnergyGuard Ultra	LRF-M, M-OSFA	BP-LL	(Optional) One or more BP-AA, SBS-AA	SBS-AA	-225.0
R-71.	New or existing smooth- or granule-surface asphalt BUR or SBS modified bitumen or granule-surface APP modified bitumen	Min. 1.5-inch EnergyGuard Polyiso Insulation	LRF-M Canister	BP-LL	(Optional) One or more BP-AA, SBS-AA	SBS-AA	-225.0
R-72.	Existing gravel-surfaced BUR, brushed/spudded and vacuumed to remove loose gravel	Min. 1.5-inch EnergyGuard Polyiso Insulation, EnergyGuard Ultra	LRF-XF	BP-LL	(Optional) One or more BP-AA, SBS-AA	SBS-AA	-110.0
R-73.	Existing gravel-surfaced BUR, brushed/spudded and vacuumed to remove loose gravel	Min. 1.5-inch EnergyGuard Polyiso Insulation, EnergyGuard Ultra	LRF-XF, 6-inch o.c.	BP-LL	(Optional) One or more BP-AA, SBS-AA	SBS-AA	-157.5
R-74.	Existing gravel-surfaced BUR, brushed/spudded and vacuumed to remove loose gravel	Min. 1.5-inch EnergyGuard Polyiso Insulation, EnergyGuard Ultra	LRF-XF, 4-inch o.c.	BP-LL	(Optional) One or more BP-AA, SBS-AA	SBS-AA	-200.0

2023 FBC HVHZ

TABLE 7A: RECOVER APPLICATIONS
SYSTEM TYPE A-1: BONDED INSULATION, BONDED ROOF COVER (BASE INSULATION LAYER ONLY)*

[A] The reported MDP documents the allowable maximum design pressure of the new insulation and roof cover when installed atop the substrate, irrespective of the deck type (See Note 1) or performance of the substrate (See Note 12). The deck and substrate shall be capable of resisting the project design pressure requirements, not to exceed the noted MDP, to the satisfaction of the Authority Having Jurisdiction.

System No.	Substrate (Note 1, Note 12)	Base Insulation Layer		Roof Cover (Note 15)			MDP (psf)*[A]
		Type	Attach (Notes 6,7,8)	Base Ply	Ply	Cap Ply	
R-75.	Existing smooth- or granule-surface BUR or modified bitumen	Min. 0.5-inch EnergyGuard Polyiso Insulation, EnergyGuard Ultra	LRF-XF	BP-LL	(Optional) One or more BP-AA, SBS-AA	SBS-AA	-225.0
R-76.	Existing gravel-surfaced BUR, brushed/spudded and vacuumed to remove loose gravel	Min. 1.5-inch EnergyGuard Polyiso Insulation, EnergyGuard Ultra	OB500	BP-LL	(Optional) One or more BP-AA, SBS-AA	SBS-AA	-110.0
R-77.	Existing gravel-surfaced BUR, brushed/spudded and vacuumed to remove loose gravel	Min. 1.5-inch EnergyGuard Polyiso Insulation, EnergyGuard Ultra	OB500, 6-inch o.c.	BP-LL	(Optional) One or more BP-AA, SBS-AA	SBS-AA	-157.5
R-78.	Existing gravel-surfaced BUR, brushed/spudded and vacuumed to remove loose gravel	Min. 1.5-inch EnergyGuard Polyiso Insulation, EnergyGuard Ultra	OB500, 4-inch o.c.	BP-LL	(Optional) One or more BP-AA, SBS-AA	SBS-AA	-200.0
R-79.	Existing smooth- or granule-surface BUR or modified bitumen	Min. 0.5-inch EnergyGuard Polyiso Insulation, EnergyGuard Ultra	OB500	BP-LL	(Optional) One or more BP-AA, SBS-AA	SBS-AA	-225.0
COLD-APPLIED SYSTEMS WITH BASE INSULATION LAYER ONLY							
R-80.	Existing mineral surface cap or asphalt BUR	Min. 0.25-inch DensDeck Prime or SECUROCK Gypsum-Fiber Roof Board	Hot asphalt	SBS-CA1	None	SBS-CA1	-127.5
R-81.	Existing mineral surface cap	Min. 0.25-inch SECUROCK Gypsum-Fiber Roof Board	Hot asphalt	SBS-CA1	None	SBS-CA1	-172.5
R-82.	Existing smooth surfaced BUR or granule surface roof cover	Min. 0.5-inch EnergyGuard HD Polyiso Cover Board, EnergyGuard HD Plus Polyiso Cover Board	LRF-M, M-OSFA	SBS-CA or SBS-CA1	None	SBS-CA or SBS-CA1	-75.0
R-83.	New or existing smooth- or granule-surface asphalt BUR or SBS modified bitumen or granule-surface APP modified bitumen	Min. 0.5-inch EnergyGuard HD Polyiso Cover Board or EnergyGuard HD Plus Polyiso Cover Board	LRF-M Canister	SBS-CA or SBS-CA1	None	SBS-CA or SBS-CA1	-97.5
R-84.	New or existing smooth- or granule-surface asphalt BUR or SBS modified bitumen or granule-surface APP modified bitumen	Min. 0.25-inch DensDeck Prime	LRF-M Canister	SBS-CA1	None	SBS-CA1	-127.5
R-85.	New or existing smooth- or granule-surface asphalt BUR or SBS modified bitumen or granule-surface APP modified bitumen	Min. 0.25-inch SECUROCK Gypsum-Fiber Roof Board	LRF-M Canister	SBS-CA1	None	SBS-CA1	-172.5
R-86.	Existing gravel-surfaced BUR, brushed/spudded and vacuumed to remove loose gravel	Min. 0.25-inch DensDeck Prime or SECUROCK Gypsum-Fiber Roof Board	LRF-XF	SBS-CA1	None	SBS-CA1	-110.0
R-87.	Existing asphalt BUR	Min. 0.25-inch DensDeck Prime or SECUROCK Gypsum-Fiber Roof Board	LRF-XF	SBS-CA1	None	SBS-CA1	-120.0
R-88.	Existing granule-surfaced cap sheet	Min. 0.25-inch DensDeck Prime	LRF-XF	SBS-CA1	None	SBS-CA1	-127.5
R-89.	Existing gravel-surfaced BUR, brushed/spudded and vacuumed to remove loose gravel	Min. 0.25-inch DensDeck Prime	LRF-XF, 6-inch o.c.	SBS-CA1	None	SBS-CA1	-127.5
R-90.	Existing gravel-surfaced BUR, brushed/spudded and vacuumed to remove loose gravel	Min. 0.25-inch SECUROCK Gypsum-Fiber Roof Board	LRF-XF, 6-inch o.c.	SBS-CA1	None	SBS-CA1	-157.5
R-91.	Existing granule-surfaced cap sheet	Min. 0.25-inch SECUROCK Gypsum-Fiber Roof Board	LRF-XF	SBS-CA1	None	SBS-CA1	-172.5

2023 FBC HVHZ

TABLE 7A: RECOVER APPLICATIONS SYSTEM TYPE A-1: BONDED INSULATION, BONDED ROOF COVER (BASE INSULATION LAYER ONLY)*							
[A] The reported MDP documents the allowable maximum design pressure of the new insulation and roof cover when installed atop the substrate, irrespective of the deck type (See Note 1) or performance of the substrate (See Note 12). The deck and substrate shall be capable of resisting the project design pressure requirements, not to exceed the noted MDP, to the satisfaction of the Authority Having Jurisdiction.							
System No.	Substrate (Note 1, Note 12)	Base Insulation Layer		Roof Cover (Note 15)			MDP (psf)*A
		Type	Attach (Notes 6,7,8)	Base Ply	Ply	Cap Ply	
R-92.	Existing gravel-surfaced BUR, brushed/spudded and vacuumed to remove loose gravel	Min. 0.25-inch SECUROCK Gypsum-Fiber Roof Board	LRF-XF, 4-inch o.c.	SBS-CA1	None	SBS-CA1	-172.5
R-93.	Existing smooth APP, mineral surface cap, asphaltic BUR or gravel-surfaced BUR, brushed/spudded and vacuumed to remove loose gravel	Min. 1.5-inch EnergyGuard RA	OB500	SBS-CA1	None	SBS-CA1	-60.0
R-94.	Existing smooth surfaced BUR / APP modified bitumen, granule surface roof cover or gravel-surfaced BUR, brushed/spudded and vacuumed to remove loose gravel over structural concrete deck	Min. 0.5-inch EnergyGuard HD Polyiso Cover Board, EnergyGuard HD Plus Polyiso Cover Board	OB500	SBS-CA or SBS-CA1	None	SBS-CA or SBS-CA1	-97.5
R-95.	Existing gravel-surfaced BUR, brushed/spudded and vacuumed to remove loose gravel	Min. 0.25-inch DensDeck Prime or SECUROCK Gypsum-Fiber Roof Board	OB500	SBS-CA1	None	SBS-CA1	-110.0
R-96.	Existing asphalt BUR	Min. 0.25-inch DensDeck Prime or SECUROCK Gypsum-Fiber Roof Board	OB500	SBS-CA1	None	SBS-CA1	-120.0
R-97.	Existing smooth APP or mineral surface cap	Min. 0.25-inch DensDeck Prime	OB500	SBS-CA1	None	SBS-CA1	-127.5
R-98.	Existing gravel-surfaced BUR, brushed/spudded and vacuumed to remove loose gravel	Min. 0.25-inch DensDeck Prime	OB500, 6-inch o.c.	SBS-CA1	None	SBS-CA1	-127.5
R-99.	Existing gravel-surfaced BUR, brushed/spudded and vacuumed to remove loose gravel	Min. 0.25-inch SECUROCK Gypsum-Fiber Roof Board	OB500, 6-inch o.c.	SBS-CA1	None	SBS-CA1	-157.5
R-100.	Existing smooth APP	Min. 0.25-inch SECUROCK Gypsum-Fiber Roof Board	OB500	SBS-CA1	None	SBS-CA1	-165.0
R-101.	Existing mineral surface cap	Min. 0.25-inch SECUROCK Gypsum-Fiber Roof Board	OB500	SBS-CA1	None	SBS-CA1	-172.5
R-102.	Existing gravel-surfaced BUR, brushed/spudded and vacuumed to remove loose gravel	Min. 0.25-inch SECUROCK Gypsum-Fiber Roof Board	OB500, 4-inch o.c.	SBS-CA1	None	SBS-CA1	-172.5
HYBRID HOT/COLD-APPLIED SYSTEMS WITH BASE INSULATION LAYER ONLY							
R-103.	Existing mineral surface cap or asphalt BUR	Min. 0.25-inch DensDeck Prime or SECUROCK Gypsum-Fiber Roof Board or min. 0.4375-inch DEXcell Cement Roof Board	Hot asphalt	BP-AA or SBS-AA	(Optional) BP-AA or SBS-AA	SBS-CA1	-127.5
R-104.	Existing mineral surface cap	Min. 0.25-inch SECUROCK Gypsum-Fiber Roof Board	Hot asphalt	BP-AA or SBS-AA	(Optional) BP-AA or SBS-AA	SBS-CA1	-172.5
R-105.	New or existing smooth- or granule-surface asphalt BUR or SBS modified bitumen or granule-surface APP modified bitumen	Min. 0.25-inch DensDeck Prime	LRF-M Canister	BP-AA or SBS-AA	(Optional) BP-AA or SBS-AA	SBS-CA1	-127.5
R-106.	New or existing smooth- or granule-surface asphalt BUR or SBS modified bitumen or granule-surface APP modified bitumen	Min. 0.25-inch SECUROCK Gypsum-Fiber Roof Board	LRF-M Canister	BP-AA or SBS-AA	(Optional) BP-AA or SBS-AA	SBS-CA1	-172.5

2023 FBC HVHZ

TABLE 7A: RECOVER APPLICATIONS SYSTEM TYPE A-1: BONDED INSULATION, BONDED ROOF COVER (BASE INSULATION LAYER ONLY)*							
[A] The reported MDP documents the allowable maximum design pressure of the new insulation and roof cover when installed atop the substrate, irrespective of the deck type (See Note 1) or performance of the substrate (See Note 12). The deck and substrate shall be capable of resisting the project design pressure requirements, not to exceed the noted MDP, to the satisfaction of the Authority Having Jurisdiction.							
System No.	Substrate (Note 1, Note 12)	Base Insulation Layer		Roof Cover (Note 15)			MDP (psf)*[A]
		Type	Attach (Notes 6,7,8)	Base Ply	Ply	Cap Ply	
R-107.	Existing gravel-surfaced BUR, brushed/spudded and vacuumed to remove loose gravel	Min. 0.25-inch DensDeck Prime or SECUROCK Gypsum-Fiber Roof Board	LRF-XF	BP-AA or SBS-AA	(Optional) BP-AA or SBS-AA	SBS-CA1	-110.0
R-108.	Existing asphalt BUR	Min. 0.25-inch DensDeck Prime or SECUROCK Gypsum-Fiber Roof Board	LRF-XF	BP-AA or SBS-AA	(Optional) BP-AA or SBS-AA	SBS-CA1	-120.0
R-109.	Existing granule-surfaced cap sheet	Min. 0.25-inch DensDeck Prime	LRF-XF	BP-AA or SBS-AA	(Optional) BP-AA or SBS-AA	SBS-CA1	-127.5
R-110.	Existing gravel-surfaced BUR, brushed/spudded and vacuumed to remove loose gravel	Min. 0.25-inch DensDeck Prime	LRF-XF, 6-inch o.c.	BP-AA or SBS-AA	(Optional) BP-AA or SBS-AA	SBS-CA1	-127.5
R-111.	Existing gravel-surfaced BUR, brushed/spudded and vacuumed to remove loose gravel	Min. 0.25-inch SECUROCK Gypsum-Fiber Roof Board	LRF-XF, 6-inch o.c.	BP-AA or SBS-AA	(Optional) BP-AA or SBS-AA	SBS-CA1	-157.5
R-112.	Existing granule-surfaced cap sheet	Min. 0.25-inch SECUROCK Gypsum-Fiber Roof Board	LRF-XF	BP-AA or SBS-AA	(Optional) BP-AA or SBS-AA	SBS-CA1	-172.5
R-113.	Existing gravel-surfaced BUR, brushed/spudded and vacuumed to remove loose gravel	Min. 0.25-inch SECUROCK Gypsum-Fiber Roof Board	LRF-XF, 4-inch o.c.	BP-AA or SBS-AA	(Optional) BP-AA or SBS-AA	SBS-CA1	-172.5
R-114.	Existing gravel-surfaced BUR, brushed/spudded and vacuumed to remove loose gravel	Min. 0.25-inch DensDeck Prime or SECUROCK Gypsum-Fiber Roof Board	OB500	BP-AA or SBS-AA	(Optional) BP-AA or SBS-AA	SBS-CA1	-110.0
R-115.	Existing asphalt BUR	Min. 0.25-inch DensDeck Prime or SECUROCK Gypsum-Fiber Roof Board	OB500	BP-AA or SBS-AA	(Optional) BP-AA or SBS-AA	SBS-CA1	-120.0
R-116.	Existing smooth APP or mineral surface cap	Min. 0.25-inch DensDeck Prime	OB500	BP-AA or SBS-AA	(Optional) BP-AA or SBS-AA	SBS-CA1	-127.5
R-117.	Existing gravel-surfaced BUR, brushed/spudded and vacuumed to remove loose gravel	Min. 0.25-inch DensDeck Prime	OB500, 6-inch o.c.	BP-AA or SBS-AA	(Optional) BP-AA or SBS-AA	SBS-CA1	-127.5
R-118.	Existing gravel-surfaced BUR, brushed/spudded and vacuumed to remove loose gravel	Min. 0.25-inch SECUROCK Gypsum-Fiber Roof Board	OB500, 6-inch o.c.	BP-AA or SBS-AA	(Optional) BP-AA or SBS-AA	SBS-CA1	-157.5
R-119.	Existing smooth APP	Min. 0.25-inch SECUROCK Gypsum-Fiber Roof Board	OB500	BP-AA or SBS-AA	(Optional) BP-AA or SBS-AA	SBS-CA1	-165.0
R-120.	Existing mineral surface cap	Min. 0.25-inch SECUROCK Gypsum-Fiber Roof Board	OB500	BP-AA or SBS-AA	(Optional) BP-AA or SBS-AA	SBS-CA1	-172.5
R-121.	Existing gravel-surfaced BUR, brushed/spudded and vacuumed to remove loose gravel	Min. 0.25-inch SECUROCK Gypsum-Fiber Roof Board	OB500, 4-inch o.c.	BP-AA or SBS-AA	(Optional) BP-AA or SBS-AA	SBS-CA1	-172.5

2023 FBC HVHZ

TABLE 7B: RECOVER APPLICATIONS
SYSTEM TYPE A-1: BONDED INSULATION, BONDED ROOF COVER (BASE AND TOP LAYER INSULATION)*

[A] The reported MDP documents the allowable maximum design pressure of the new insulation and roof cover when installed atop the substrate, irrespective of the deck type (See Note 1) or performance of the substrate (See Note 12). The deck and substrate shall be capable of resisting the project design pressure requirements, not to exceed the noted MDP, to the satisfaction of the Authority Having Jurisdiction.

Sys No.	Substrate (Note 1, Note 12)	Base Insulation Layer		Top Insulation Layer		Roof Cover (Note 15)			MDP (psf)*[A]
		Type	Attach (Notes 6,7,8)	Type	Attach (Notes 6,7,8)	Base Ply	Ply	Cap Ply	
CONVENTIONAL SYSTEMS (BASE AND TOP LAYER INSULATION):									
R-122.	Existing asphaltic roof cover	Min. 1.5-inch EnergyGuard RA	Hot asphalt	Min. 0.25-inch DensDeck, DensDeck Prime or SECUROCK Gypsum-Fiber Roof Board or min. 0.4375-inch DEXcell Cement Roof Board	Hot asphalt	BP-AA	(Optional) BP-AA	SBS-AA or SBS-TA	-112.5
R-123.	Existing asphaltic roof cover	Min. 1.5-inch EnergyGuard RA	Hot asphalt	Min. 0.25-inch DensDeck Prime or SECUROCK Gypsum-Fiber Roof Board	Hot asphalt	SBS-TA, APP-TA	(Optional) SBS-TA, APP-TA	SBS-TA, APP-TA	-127.5
R-124.	Existing smooth- or granule-surface BUR, granule-surface modified bitumen or smooth-surface SBS modified bitumen	Min. 0.5-inch EnergyGuard Polyiso Insulation, EnergyGuard Ultra	Hot asphalt	Min. 0.5-inch Structodek High Density Fiberboard Roof Insulation or min. 0.25-inch DensDeck, DensDeck Prime, SECUROCK Gypsum Fiber Roof Board or min. 0.4375-inch DEXcell Cement Roof Board	Hot asphalt	BP-AA, SBS-AA	(Optional) BP-AA, SBS-AA	SBS-AA	-150.0
R-125.	Existing granule surface cap sheet	Min. 1.5-inch EnergyGuard RA	Hot asphalt	Min. 0.25-inch DensDeck Prime or SECUROCK Gypsum-Fiber Roof Board	Hot asphalt	SBS-TA, APP-TA	(Optional) SBS-TA, APP-TA	SBS-TA, APP-TA	-172.5
R-126.	Existing asphaltic roof cover	Min. 1.5-inch EnergyGuard RA or EnergyGuard Ultra	Hot asphalt	Min. 0.25-inch SECUROCK Gypsum-Fiber Roof Board	Hot asphalt	BP-AA or SBS-AA	(Optional) BP-AA, SBS-AA, SBS-TA or APP-TA	SBS-AA, SBS-TA or APP-TA	-225.0
R-127.	Existing asphaltic roof cover	Min. 1.5-inch EnergyGuard RA or EnergyGuard Ultra	Hot asphalt	Min. 0.25-inch DensDeck Prime or SECUROCK Gypsum-Fiber Roof Board	Hot asphalt	SBS-TA	(Optional) SBS-TA	SBS-TA	-232.5
R-128.	Existing asphaltic roof cover	Min. 1.5-inch EnergyGuard RA	Hot asphalt	Min. 0.25-inch SECUROCK Gypsum-Fiber Roof Board	Hot asphalt	APP-TA	(Optional) APP-TA	APP-TA	-240.0
R-129.	Existing asphaltic roof cover	Min. 1.5-inch EnergyGuard RA	Hot asphalt	Min. 0.5-inch Structodek High Density Fiberboard Roof Insulation or min. 0.25-inch DensDeck Prime or min. 0.4375-inch DEXcell Cement Roof Board	Hot asphalt	BP-AA, SBS-AA	(Optional) One or more BP-AA, SBS-AA, SBS-TA or APP-TA	SBS-AA, SBS-TA or APP-TA	-240.0
R-130.	Existing smooth-surface BUR	One or more layer(s), min. 0.5-inch EnergyGuard Polyiso Insulation, EnergyGuard RA or EnergyGuard Ultra Polyiso Insulation	LRF-M, M-OSFA	Min. 0.5-inch Structodek High Density Fiberboard Roof Insulation, min. 0.25-inch DensDeck, DensDeck Prime, SECUROCK Gypsum Fiber Roof Board	LRF-M, M-OSFA	BP-AA, SBS-AA	(Optional) BP-AA, SBS-AA	SBS-AA	-75.0
R-131.	Existing gravel-surfaced BUR, brushed/spudded and vacuumed to remove loose gravel	Min. 1.5-inch EnergyGuard Polyiso Insulation, EnergyGuard Ultra	LRF-M	Min. 0.5-inch Structodek High Density Fiberboard Roof Insulation, min. 0.25-inch DensDeck, DensDeck Prime, SECUROCK Gypsum Fiber Roof Board	LRF-M	BP-AA, SBS-AA	(Optional) BP-AA, SBS-AA	SBS-AA	-110.0

2023 FBC HVHZ

TABLE 7B: RECOVER APPLICATIONS
SYSTEM TYPE A-1: BONDED INSULATION, BONDED ROOF COVER (BASE AND TOP LAYER INSULATION)*

[A] The reported MDP documents the allowable maximum design pressure of the new insulation and roof cover when installed atop the substrate, irrespective of the deck type (See Note 1) or performance of the substrate (See Note 12). The deck and substrate shall be capable of resisting the project design pressure requirements, not to exceed the noted MDP, to the satisfaction of the Authority Having Jurisdiction.

Sys No.	Substrate (Note 1, Note 12)	Base Insulation Layer		Top Insulation Layer		Roof Cover (Note 15)			MDP (psf)*A
		Type	Attach (Notes 6,7,8)	Type	Attach (Notes 6,7,8)	Base Ply	Ply	Cap Ply	
R-132.	Existing granule-surface BUR or modified bitumen or smooth-surface SBS modified bitumen	One or more layer(s), min. 0.5-inch EnergyGuard Polyiso Insulation, EnergyGuard RA or EnergyGuard Ultra Polyiso Insulation	LRF-M, M-OSFA	Min. 0.5-inch Structodek High Density Fiberboard Roof Insulation, min. 0.25-inch DensDeck, DensDeck Prime, SECUROCK Gypsum Fiber Roof Board	LRF-M, M-OSFA	BP-AA, SBS-AA	(Optional) BP-AA, SBS-AA	SBS-AA	-150.0
R-133.	Existing gravel-surfaced BUR, brushed/spudded and vacuumed to remove loose gravel	Min. 1.5-inch EnergyGuard Polyiso Insulation, EnergyGuard Ultra	LRF-M, 6-inch o.c.	Min. 0.5-inch Structodek High Density Fiberboard Roof Insulation, min. 0.25-inch DensDeck, DensDeck Prime, SECUROCK Gypsum Fiber Roof Board	LRF-M	BP-AA, SBS-AA	(Optional) BP-AA, SBS-AA	SBS-AA	-150.0
R-134.	New or existing smooth- or granule-surface asphalt BUR or SBS modified bitumen or granule-surface APP modified bitumen	One or more layer(s), min. 0.5-inch EnergyGuard Polyiso Insulation, EnergyGuard RA or EnergyGuard Ultra Polyiso Insulation	LRF-M Canister	Min. 0.25-inch DensDeck Prime or SECUROCK Gypsum-Fiber Roof Board	LRF-M Canister	BP-AA, SBS-AA, SBS-TA or APP-TA	(Optional) BP-AA, SBS-AA, SBS-TA or APP-TA	SBS-AA, SBS-TA or APP-TA	-180.0
R-135.	New or existing smooth- or granule-surface asphalt BUR or SBS modified bitumen or granule-surface APP modified bitumen	Min. 1.5-inch EnergyGuard Polyiso Insulation, EnergyGuard RA	LRF-M Canister	Min. 0.25-inch SECUROCK Gypsum-Fiber Roof Board	LRF-M Canister	BP-AA or SBS-AA	(Optional) BP-AA, SBS-AA, SBS-TA or APP-TA	SBS-AA, SBS-TA or APP-TA	-225.0
R-136.	New or existing smooth- or granule-surface asphalt BUR or SBS modified bitumen or granule-surface APP modified bitumen	Min. 1.5-inch EnergyGuard Polyiso Insulation, EnergyGuard RA	LRF-M Canister	Min. 0.25-inch DensDeck Prime	LRF-M Canister	SBS-TA	(Optional) SBS-TA	SBS-TA	-232.5
R-137.	New or existing smooth- or granule-surface asphalt BUR or SBS modified bitumen or granule-surface APP modified bitumen	Min. 1.5-inch EnergyGuard Polyiso Insulation, EnergyGuard RA	LRF-M Canister	Min. 0.25-inch DensDeck Prime	LRF-M Canister	BP-AA or SBS-AA	(Optional) BP-AA, SBS-AA, SBS-TA or APP-TA	SBS-AA, SBS-TA or APP-TA	-240.0
R-138.	New or existing smooth- or granule-surface asphalt BUR or SBS modified bitumen or granule-surface APP modified bitumen	Min. 1.5-inch EnergyGuard Polyiso Insulation, EnergyGuard RA	LRF-M Canister	Min. 0.25-inch SECUROCK Gypsum-Fiber Roof Board	LRF-M Canister	APP-TA	(Optional) APP-TA	APP-TA	-240.0
R-139.	New or existing smooth- or granule-surface asphalt BUR or SBS modified bitumen or granule-surface APP modified bitumen	Min. 1.5-inch EnergyGuard Polyiso Insulation, EnergyGuard RA	LRF-M Canister	min. 0.25-inch SECUROCK Gypsum-Fiber Roof Board	LRF-M Canister	BP-AA or SBS-AA	(Optional) BP-AA, SBS-AA, SBS-TA	SBS-AA, SBS-TA	-247.5
R-140.	Existing gravel-surfaced BUR, brushed/spudded and vacuumed to remove loose gravel	Min. 1.5-inch EnergyGuard Polyiso Insulation, EnergyGuard RA	LRF-XF	Min. 0.25-inch DensDeck Prime or SECUROCK Gypsum-Fiber Roof Board	LRF-XF	BP-AA, SBS-AA, SBS-TA or APP-TA	(Optional) BP-AA, SBS-AA, SBS-TA or APP-TA	SBS-AA, SBS-TA or APP-TA	-110.0

2023 FBC TW

TABLE 7B: RECOVER APPLICATIONS
SYSTEM TYPE A-1: BONDED INSULATION, BONDED ROOF COVER (BASE AND TOP LAYER INSULATION)*

[A] The reported MDP documents the allowable maximum design pressure of the new insulation and roof cover when installed atop the substrate, irrespective of the deck type (See Note 1) or performance of the substrate (See Note 12). The deck and substrate shall be capable of resisting the project design pressure requirements, not to exceed the noted MDP, to the satisfaction of the Authority Having Jurisdiction.

Sys No.	Substrate (Note 1, Note 12)	Base Insulation Layer		Top Insulation Layer		Roof Cover (Note 15)			MDP (psf)*[A]
		Type	Attach (Notes 6,7,8)	Type	Attach (Notes 6,7,8)	Base Ply	Ply	Cap Ply	
R-141.	Existing smooth- or granule-surface BUR or modified bitumen	One or more layer(s), min. 0.5-inch EnergyGuard Polyiso Insulation, EnergyGuard RA or EnergyGuard Ultra Polyiso Insulation	LRF-XF	Min. 0.25-inch DensDeck Prime or SECUROCK Gypsum Fiber Roof Board	LRF-XF	BP-AA, SBS-AA	(Optional) BP-AA, SBS-AA	SBS-AA	-150.0
R-142.	Existing gravel-surfaced BUR, brushed/spudded and vacuumed to remove loose gravel	Min. 1.5-inch EnergyGuard Polyiso Insulation, EnergyGuard RA	LRF-XF, 6-inch o.c.	Min. 0.25-inch DensDeck Prime or SECUROCK Gypsum-Fiber Roof Board	LRF-XF	BP-AA, SBS-AA, SBS-TA or APP-TA	(Optional) BP-AA, SBS-AA, SBS-TA or APP-TA	SBS-AA, SBS-TA or APP-TA	-157.5
R-143.	Existing gravel-surfaced BUR, brushed/spudded and vacuumed to remove loose gravel	Min. 1.5-inch EnergyGuard Polyiso Insulation, EnergyGuard RA	LRF-XF, 4-inch o.c.	Min. 0.25-inch DensDeck Prime or SECUROCK Gypsum-Fiber Roof Board	LRF-XF	BP-AA, SBS-AA, SBS-TA or APP-TA	(Optional) BP-AA, SBS-AA, SBS-TA or APP-TA	SBS-AA, SBS-TA or APP-TA	-180.0
R-144.	Existing asphaltic roof cover or granule-surfaced cap sheet	One or more layer(s), min. 0.5-inch EnergyGuard Polyiso Insulation, EnergyGuard RA or EnergyGuard Ultra Polyiso Insulation	LRF-XF	Min. 0.25-inch DensDeck Prime or SECUROCK Gypsum-Fiber Roof Board	LRF-XF	BP-AA, SBS-AA, SBS-TA or APP-TA	(Optional) One or more BP-AA, SBS-AA, SBS-TA or APP-TA	SBS-AA, SBS-TA or APP-TA	-180.0
R-145.	Existing gravel-surfaced BUR, brushed/spudded and vacuumed to remove loose gravel	Min. 1.5-inch EnergyGuard Polyiso Insulation	LRF-XF, 4-inch o.c.	Min. 0.25-inch DensDeck Prime or SECUROCK Gypsum-Fiber Roof Board	LRF-XF	BP-AA, SBS-AA, SBS-TA or APP-TA	(Optional) BP-AA, SBS-AA, SBS-TA or APP-TA	SBS-AA, SBS-TA or APP-TA	-200.0
R-146.	Existing asphaltic roof cover	Min. 2.0-inch EnergyGuard RA or EnergyGuard Ultra	LRF-XF	Min. 0.25-inch SECUROCK Gypsum-Fiber Roof Board	LRF-XF	BP-AA or SBS-AA	(Optional) BP-AA, SBS-AA, SBS-TA or APP-TA	SBS-AA, SBS-TA or APP-TA	-225.0
R-147.	Existing asphaltic roof cover	Min. 2.0-inch EnergyGuard RA or EnergyGuard Ultra	LRF-XF	Min. 0.25-inch SECUROCK Gypsum-Fiber Roof Board	LRF-XF	SBS-TA or APP-TA	(Optional) BP-AA, SBS-AA, SBS-TA or APP-TA	SBS-AA, SBS-TA or APP-TA	-232.5
R-148.	Existing asphaltic roof cover	Min. 1.5-inch EnergyGuard RA	LRF-XF	Min. 0.25-inch DensDeck Prime	LRF-XF	BP-AA, SBS-AA, SBS-TA or APP-TA	(Optional) One or more BP-AA, SBS-AA, SBS-TA or APP-TA	SBS-AA, SBS-TA or APP-TA	-240.0
R-149.	Existing granule-surfaced cap sheet	Min. 1.5-inch EnergyGuard RA	LRF-XF, 6-inch o.c.	Min. 0.25-inch DensDeck Prime or SECUROCK Gypsum-Fiber Roof Board	LRF-XF, 6-inch o.c.	BP-AA, SBS-AA, SBS-TA or APP-TA	(Optional) One or more BP-AA, SBS-AA, SBS-TA or APP-TA	SBS-AA, SBS-TA or APP-TA	-240.0

2023 FBC HVHZ

TABLE 7B: RECOVER APPLICATIONS
SYSTEM TYPE A-1: BONDED INSULATION, BONDED ROOF COVER (BASE AND TOP LAYER INSULATION)*

[A] The reported MDP documents the allowable maximum design pressure of the new insulation and roof cover when installed atop the substrate, irrespective of the deck type (See Note 1) or performance of the substrate (See Note 12). The deck and substrate shall be capable of resisting the project design pressure requirements, not to exceed the noted MDP, to the satisfaction of the Authority Having Jurisdiction.

Sys No.	Substrate (Note 1, Note 12)	Base Insulation Layer		Top Insulation Layer		Roof Cover (Note 15)			MDP (psf)*[A]
		Type	Attach (Notes 6,7,8)	Type	Attach (Notes 6,7,8)	Base Ply	Ply	Cap Ply	
R-150.	Existing gravel-surfaced BUR, brushed/spudded and vacuumed to remove loose gravel	Min. 1.5-inch EnergyGuard Polyiso Insulation, EnergyGuard RA	OB500	Min. 0.5-inch Structodek High Density Fiberboard Roof Insulation	OB500	BP-AA, SBS-AA	(Optional) One or more BP-AA, SBS-AA, SBS-TA or APP-TA	SBS-AA, SBS-TA or APP-TA	-110.0
R-151.	Existing gravel-surfaced BUR, brushed/spudded and vacuumed to remove loose gravel	Min. 1.5-inch EnergyGuard Polyiso Insulation, EnergyGuard RA or EnergyGuard Ultra	OB500	Min. 0.25-inch DensDeck, DensDeck Prime or SECUROCK Gypsum-Fiber Roof Board	OB500	BP-AA, SBS-AA, SBS-TA or APP-TA	(Optional) One or more BP-AA, SBS-AA, SBS-TA or APP-TA	SBS-AA, SBS-TA or APP-TA	-110.0
R-152.	Existing asphalt BUR or mineral surface cap	One or more layer(s), min. 0.5-inch EnergyGuard Polyiso Insulation, EnergyGuard RA or EnergyGuard Ultra Polyiso Insulation	OB500	Min. 0.25-inch DensDeck, DensDeck Prime or SECUROCK Gypsum-Fiber Roof Board	OB500	BP-AA, SBS-AA, SBS-TA or APP-TA	(Optional) One or more BP-AA, SBS-AA, SBS-TA or APP-TA	SBS-AA, SBS-TA or APP-TA	-120.0
R-153.	Existing asphalt BUR or mineral surface cap	One or more layer(s), min. 0.5-inch EnergyGuard Polyiso Insulation, EnergyGuard RA or EnergyGuard Ultra Polyiso Insulation	OB500	Min. 0.5-inch Structodek High Density Fiberboard Roof Insulation	OB500	BP-AA, SBS-AA	(Optional) One or more BP-AA, SBS-AA, SBS-TA or APP-TA	SBS-AA, SBS-TA or APP-TA	-120.0
R-154.	Existing smooth APP	One or more layer(s), min. 0.5-inch EnergyGuard Polyiso Insulation, EnergyGuard RA or EnergyGuard Ultra Polyiso Insulation	OB500	Min. 0.25-inch DensDeck or DensDeck Prime	OB500	BP-AA, SBS-AA, SBS-TA or APP-TA	(Optional) One or more BP-AA, SBS-AA, SBS-TA or APP-TA	SBS-AA, SBS-TA or APP-TA	-150.0
R-155.	Existing smooth- or granule-surface BUR or modified bitumen	One or more layer(s), min. 0.5-inch EnergyGuard Polyiso Insulation, EnergyGuard RA or EnergyGuard Ultra Polyiso Insulation	OB500	Min. 0.5-inch Structodek High Density Fiberboard Roof Insulation, min. 0.25-inch DensDeck, DensDeck Prime, SECUROCK Gypsum Fiber Roof Board	OB500	BP-AA, SBS-AA	(Optional) BP-AA, SBS-AA	SBS-AA	-150.0
R-156.	Existing gravel-surfaced BUR, brushed/spudded and vacuumed to remove loose gravel	Min. 1.5-inch EnergyGuard Polyiso Insulation, EnergyGuard RA	OB500, 6-inch o.c.	Min. 0.25-inch DensDeck or DensDeck Prime	OB500	BP-AA, SBS-AA, SBS-TA or APP-TA	(Optional) One or more BP-AA, SBS-AA, SBS-TA or APP-TA	SBS-AA, SBS-TA or APP-TA	-150.0
R-157.	Existing gravel-surfaced BUR, brushed/spudded and vacuumed to remove loose gravel	Min. 1.5-inch EnergyGuard Polyiso Insulation, EnergyGuard RA or EnergyGuard Ultra	OB500, 6-inch o.c.	Min. 0.5-inch Structodek High Density Fiberboard Roof Insulation	OB500	BP-AA, SBS-AA	(Optional) One or more BP-AA, SBS-AA, SBS-TA or APP-TA	SBS-AA, SBS-TA or APP-TA	-157.5

2023 FBC HVHZ

TABLE 7B: RECOVER APPLICATIONS
SYSTEM TYPE A-1: BONDED INSULATION, BONDED ROOF COVER (BASE AND TOP LAYER INSULATION)*

[A] The reported MDP documents the allowable maximum design pressure of the new insulation and roof cover when installed atop the substrate, irrespective of the deck type (See Note 1) or performance of the substrate (See Note 12). The deck and substrate shall be capable of resisting the project design pressure requirements, not to exceed the noted MDP, to the satisfaction of the Authority Having Jurisdiction.

Sys No.	Substrate (Note 1, Note 12)	Base Insulation Layer		Top Insulation Layer		Roof Cover (Note 15)			MDP (psf)*[A]
		Type	Attach (Notes 6,7,8)	Type	Attach (Notes 6,7,8)	Base Ply	Ply	Cap Ply	
R-158.	Existing gravel-surfaced BUR, brushed/spudded and vacuumed to remove loose gravel	Min. 1.5-inch EnergyGuard Polyiso Insulation, EnergyGuard RA or EnergyGuard Ultra	OB500, 6-inch o.c.	Min. 0.25-inch DensDeck Prime or SECUROCK Gypsum-Fiber Roof Board	OB500	SBS-TA, APP-TA	(Optional) SBS-TA, APP-TA	SBS-TA, APP-TA	-157.5
R-159.	Existing gravel-surfaced BUR, brushed/spudded and vacuumed to remove loose gravel	Min. 1.5-inch EnergyGuard Polyiso Insulation, EnergyGuard RA or EnergyGuard Ultra	OB500, 6-inch o.c.	Min. 0.25-inch SECUROCK Gypsum-Fiber Roof Board	OB500	BP-AA or SBS-AA	(Optional) BP-AA, SBS-AA, SBS-TA or APP-TA	SBS-AA, SBS-TA or APP-TA	-157.5
R-160.	Existing smooth APP	One or more layer(s), min. 0.5-inch EnergyGuard Polyiso Insulation, EnergyGuard RA or EnergyGuard Ultra Polyiso Insulation	OB500	Min. 0.25-inch DensDeck Prime or SECUROCK Gypsum-Fiber Roof Board	OB500	BP-AA, SBS-AA, SBS-TA or APP-TA	(Optional) One or more BP-AA, SBS-AA, SBS-TA or APP-TA	SBS-AA, SBS-TA or APP-TA	-165.0
R-161.	Existing smooth APP	One or more layer(s), min. 0.5-inch EnergyGuard Polyiso Insulation, EnergyGuard RA or EnergyGuard Ultra Polyiso Insulation	OB500	Min. 0.5-inch Structodek High Density Fiberboard Roof Insulation	OB500	BP-AA, SBS-AA	(Optional) One or more BP-AA, SBS-AA, SBS-TA or APP-TA	SBS-AA, SBS-TA or APP-TA	-165.0
R-162.	Existing gravel-surfaced BUR, brushed/spudded and vacuumed to remove loose gravel	Min. 1.5-inch EnergyGuard Polyiso Insulation, EnergyGuard RA	OB500, 4-inch o.c.	Min. 0.5-inch Structodek High Density Fiberboard Roof Insulation	OB500	BP-AA, SBS-AA	(Optional) One or more BP-AA, SBS-AA, SBS-TA or APP-TA	SBS-AA, SBS-TA or APP-TA	-165.0
R-163.	Existing granule-surfaced cap sheet	One or more layer(s), min. 0.5-inch EnergyGuard Polyiso Insulation, EnergyGuard RA or EnergyGuard Ultra Polyiso Insulation	OB500	Min. 0.25-inch DensDeck Prime or SECUROCK Gypsum-Fiber Roof Board	OB500	BP-AA, SBS-AA, SBS-TA or APP-TA	(Optional) One or more BP-AA, SBS-AA, SBS-TA or APP-TA	SBS-AA, SBS-TA or APP-TA	-180.0
R-164.	Existing gravel-surfaced BUR, brushed/spudded and vacuumed to remove loose gravel	Min. 1.5-inch EnergyGuard Polyiso Insulation, EnergyGuard RA or EnergyGuard Ultra	OB500, 4-inch o.c.	Min. 0.25-inch SECUROCK Gypsum-Fiber Roof Board	OB500	BP-AA or SBS-AA	(Optional) BP-AA, SBS-AA, SBS-TA or APP-TA	SBS-AA, SBS-TA or APP-TA	-187.5
R-165.	Existing gravel-surfaced BUR, brushed/spudded and vacuumed to remove loose gravel	Min. 1.5-inch EnergyGuard Polyiso Insulation, EnergyGuard RA or EnergyGuard Ultra	OB500, 4-inch o.c.	Min. 0.25-inch DensDeck Prime	OB500	SBS-TA	(Optional) SBS-TA	SBS-TA	-200.0
R-166.	Existing gravel-surfaced BUR, brushed/spudded and vacuumed to remove loose gravel	Min. 1.5-inch EnergyGuard Polyiso Insulation, EnergyGuard RA or EnergyGuard Ultra	OB500, 4-inch o.c.	Min. 0.25-inch DensDeck Prime or SECUROCK Gypsum-Fiber Roof Board	OB500	SBS-TA, APP-TA	(Optional) SBS-TA, APP-TA	SBS-TA, APP-TA	-200.0

2023 FBC HVHZ

TABLE 7B: RECOVER APPLICATIONS
SYSTEM TYPE A-1: BONDED INSULATION, BONDED ROOF COVER (BASE AND TOP LAYER INSULATION)*

[A] The reported MDP documents the allowable maximum design pressure of the new insulation and roof cover when installed atop the substrate, irrespective of the deck type (See Note 1) or performance of the substrate (See Note 12). The deck and substrate shall be capable of resisting the project design pressure requirements, not to exceed the noted MDP, to the satisfaction of the Authority Having Jurisdiction.

Sys No.	Substrate (Note 1, Note 12)	Base Insulation Layer		Top Insulation Layer		Roof Cover (Note 15)			MDP (psf)*[A]
		Type	Attach (Notes 6,7,8)	Type	Attach (Notes 6,7,8)	Base Ply	Ply	Cap Ply	
R-167.	Existing gravel-surfaced BUR, brushed/spudded and vacuumed to remove loose gravel	Min. 1.5-inch EnergyGuard Polyiso Insulation, EnergyGuard RA or EnergyGuard Ultra	OB500, 4-inch o.c.	Min. 0.25-inch SECUROCK Gypsum-Fiber Roof Board	OB500	BP-AA or SBS-AA	(Optional) BP-AA, SBS-AA, SBS-TA or APP-TA	SBS-AA, SBS-TA or APP-TA	-200.0
R-168.	Existing mineral surface cap	Min. 1.5-inch EnergyGuard RA	OB500, 6-inch o.c.	Min. 0.25-inch DensDeck Prime or SECUROCK Gypsum-Fiber Roof Board	OB500, 6-inch o.c.	BP-AA, SBS-AA, SBS-TA or APP-TA	(Optional) One or more BP-AA, SBS-AA, SBS-TA or APP-TA	SBS-AA, SBS-TA or APP-TA	-240.0
SELF-ADHERING BASE PLY WITH POLYISOCYANURATE BASE INSULATION LAYER									
R-169.	Existing smooth-surface BUR	One or more layer(s), min. 0.5-inch EnergyGuard Polyiso Insulation, EnergyGuard RA or EnergyGuard Ultra Polyiso Insulation	LRF-M, M-OSFA	Min. 0.25-inch SECUROCK Gypsum Fiber Roof Board	LRF-M, M-OSFA	SBS-SA	(Optional) SBS-TA or APP-TA	SBS-TA or APP-TA	-75.0
R-170.	Existing gravel-surfaced BUR, brushed/spudded and vacuumed to remove loose gravel	Min. 1.5-inch EnergyGuard Polyiso Insulation	LRF-M	Min. 0.5-inch EnergyGuard HD Polyiso Cover Board, EnergyGuard HD Plus Polyiso Cover Board	LRF-M	SBS-SA	(Optional) SBS-TA or APP-TA	SBS-TA or APP-TA	-97.5
R-171.	Existing gravel-surfaced BUR, brushed/spudded and vacuumed to remove loose gravel	Min. 1.5-inch EnergyGuard Polyiso Insulation, EnergyGuard Ultra	LRF-M	(Optional) Additional layer(s) base insulation and/or Min. 0.25-inch SECUROCK Gypsum-Fiber Roof Board	LRF-M	SBS-SA	(Optional) SBS-TA, APP-TA	SBS-TA, APP-TA	-110.0
R-172.	Existing gravel-surfaced BUR, brushed/spudded and vacuumed to remove loose gravel	Min. 1.5-inch EnergyGuard Polyiso Insulation, EnergyGuard Ultra	LRF-M, 6-inch o.c.	(Optional) Additional layer(s) base insulation and/or Min. 0.25-inch SECUROCK Gypsum-Fiber Roof Board	LRF-M	SBS-SA	(Optional) SBS-TA, APP-TA	SBS-TA, APP-TA	-157.5
R-173.	Existing gravel-surfaced BUR, brushed/spudded and vacuumed to remove loose gravel	Min. 1.5-inch EnergyGuard Polyiso Insulation, EnergyGuard Ultra	LRF-M, 4-inch o.c.	(Optional) Additional layer(s) base insulation and/or Min. 0.25-inch SECUROCK Gypsum-Fiber Roof Board	LRF-M	SBS-SA	(Optional) SBS-TA, APP-TA	SBS-TA, APP-TA	-200.0
R-174.	Existing granule-surface BUR or modified bitumen or smooth-surface SBS modified bitumen	One or more layer(s), min. 0.5-inch EnergyGuard Polyiso Insulation, EnergyGuard RA or EnergyGuard Ultra Polyiso Insulation	LRF-M, M-OSFA	Min. 0.25-inch SECUROCK Gypsum Fiber Roof Board	LRF-M, M-OSFA	SBS-SA	(Optional) SBS-TA or APP-TA	SBS-TA or APP-TA	-180.0
R-175.	Existing granule-surface BUR or modified bitumen or smooth-surface SBS modified bitumen	Min. 0.5-inch EnergyGuard Polyiso Insulation, EnergyGuard Ultra	LRF-M, M-OSFA	Min. 0.25-inch SECUROCK Gypsum Fiber Roof Board	LRF-M, M-OSFA	SBS-SA	(Optional) SBS-TA or APP-TA	SBS-TA or APP-TA	-225.0

2023 FBC HVHZ

TABLE 7B: RECOVER APPLICATIONS
SYSTEM TYPE A-1: BONDED INSULATION, BONDED ROOF COVER (BASE AND TOP LAYER INSULATION)*

[A] The reported MDP documents the allowable maximum design pressure of the new insulation and roof cover when installed atop the substrate, irrespective of the deck type (See Note 1) or performance of the substrate (See Note 12). The deck and substrate shall be capable of resisting the project design pressure requirements, not to exceed the noted MDP, to the satisfaction of the Authority Having Jurisdiction.

Sys No.	Substrate (Note 1, Note 12)	Base Insulation Layer		Top Insulation Layer		Roof Cover (Note 15)			MDP (psf)*[A]
		Type	Attach (Notes 6,7,8)	Type	Attach (Notes 6,7,8)	Base Ply	Ply	Cap Ply	
R-176.	New or existing smooth- or granule-surface asphalt BUR or SBS modified bitumen or granule-surface APP modified bitumen	One or more layer(s), min. 0.5-inch EnergyGuard Polyiso Insulation, EnergyGuard RA or EnergyGuard Ultra Polyiso Insulation	LRF-M Canister	Min. 0.25-inch DensDeck Prime or SECUROCK Gypsum-Fiber Roof Board	LRF-M Canister	BP-AA, SBS-AA, SBS-TA or APP-TA	(Optional) BP-AA, SBS-AA, SBS-TA or APP-TA	SBS-AA, SBS-TA or APP-TA	-180.0
R-177.	New or existing smooth- or granule-surface asphalt BUR or SBS modified bitumen or granule-surface APP modified bitumen	Min. 1.5-inch EnergyGuard Polyiso Insulation, EnergyGuard RA	LRF-M Canister	Min. 0.5-inch EnergyGuard HD Polyiso Cover Board, EnergyGuard HD Plus Polyiso Cover Board	LRF-M Canister	SBS-SA	(Optional) SBS-TA or APP-TA	SBS-TA or APP-TA	-97.5
R-178.	New or existing smooth- or granule-surface asphalt BUR or SBS modified bitumen or granule-surface APP modified bitumen	Min. 1.5-inch EnergyGuard Polyiso Insulation, EnergyGuard RA	LRF-M Canister	Min. 0.25-inch SECUROCK Gypsum-Fiber Roof Board (optional Matrix 307 Premium Asphalt Primer)	LRF-M Canister	SBS-SA	(Optional) SBS-TA, APP-TA	SBS-TA, APP-TA	-232.5
R-179.	New or existing smooth- or granule-surface asphalt BUR or SBS modified bitumen or granule-surface APP modified bitumen	Min. 1.5-inch EnergyGuard Polyiso Insulation	LRF-M Canister	(Optional) Additional layer(s) base insulation	LRF-M Canister	SBS-SA	(Optional) SBS-TA, APP-TA	SBS-TA, APP-TA	-232.5
R-180.	Existing gravel-surfaced BUR, brushed/spudded and vacuumed to remove loose gravel	Min. 1.5-inch EnergyGuard Polyiso Insulation, EnergyGuard Ultra	LRF-XF	(Optional) Additional layer(s) base insulation and/or Min. 0.25-inch SECUROCK Gypsum-Fiber Roof Board	LRF-XF	SBS-SA	(Optional) SBS-TA, APP-TA	SBS-TA, APP-TA	-110.0
R-181.	Existing gravel-surfaced BUR, brushed/spudded and vacuumed to remove loose gravel	Min. 1.5-inch EnergyGuard Polyiso Insulation, EnergyGuard Ultra	LRF-XF	Min. 0.25-inch DensDeck Prime	LRF-XF	SBS-SA	(Optional) SBS-SA	SBS-SA	-110.0
R-182.	Existing gravel-surfaced BUR, brushed/spudded and vacuumed to remove loose gravel	Min. 1.5-inch EnergyGuard Polyiso Insulation, EnergyGuard Ultra	LRF-XF, 6-inch o.c.	Min. 0.25-inch DensDeck Prime	LRF-XF	SBS-SA	(Optional) SBS-SA	SBS-SA	-152.5
R-183.	Existing gravel-surfaced BUR, brushed/spudded and vacuumed to remove loose gravel	Min. 1.5-inch EnergyGuard Polyiso Insulation, EnergyGuard Ultra	LRF-XF, 6-inch o.c.	(Optional) Additional layer(s) base insulation and/or Min. 0.25-inch SECUROCK Gypsum-Fiber Roof Board	LRF-XF	SBS-SA	(Optional) SBS-TA, APP-TA	SBS-TA, APP-TA	-157.5
R-184.	Existing smooth- or granule-surface BUR or modified bitumen	One or more layer(s), min. 0.5-inch EnergyGuard Polyiso Insulation, EnergyGuard RA or EnergyGuard Ultra Polyiso Insulation	LRF-XF	Min. 0.25-inch SECUROCK Gypsum Fiber Roof Board	LRF-XF	SBS-SA	(Optional) SBS-TA or APP-TA	SBS-TA or APP-TA	-180.0
R-185.	Existing gravel-surfaced BUR, brushed/spudded and vacuumed to remove loose gravel	Min. 1.5-inch EnergyGuard Polyiso Insulation, EnergyGuard Ultra	LRF-XF, 4-inch o.c.	(Optional) Additional layer(s) base insulation	LRF-XF	SBS-SA	(Optional) SBS-TA, APP-TA	SBS-TA, APP-TA	-180.0

2023 FBC HVHZ

TABLE 7B: RECOVER APPLICATIONS
SYSTEM TYPE A-1: BONDED INSULATION, BONDED ROOF COVER (BASE AND TOP LAYER INSULATION)*

[A] The reported MDP documents the allowable maximum design pressure of the new insulation and roof cover when installed atop the substrate, irrespective of the deck type (See Note 1) or performance of the substrate (See Note 12). The deck and substrate shall be capable of resisting the project design pressure requirements, not to exceed the noted MDP, to the satisfaction of the Authority Having Jurisdiction.

Sys No.	Substrate (Note 1, Note 12)	Base Insulation Layer		Top Insulation Layer		Roof Cover (Note 15)			MDP (psf)*A
		Type	Attach (Notes 6,7,8)	Type	Attach (Notes 6,7,8)	Base Ply	Ply	Cap Ply	
R-186.	Existing gravel-surfaced BUR, brushed/spudded and vacuumed to remove loose gravel	Min. 1.5-inch EnergyGuard Polyiso Insulation, EnergyGuard Ultra	LRF-XF, 4-inch o.c.	Min. 0.25-inch SECUROCK Gypsum-Fiber Roof Board	LRF-XF	SBS-SA	(Optional) SBS-TA, APP-TA	SBS-TA, APP-TA	-180.0
R-187.	Existing smooth- or granule-surface BUR or modified bitumen	Min. 0.5-inch EnergyGuard Polyiso Insulation, EnergyGuard Ultra	LRF-XF	Min. 0.25-inch SECUROCK Gypsum Fiber Roof Board	LRF-XF	SBS-SA	(Optional) SBS-TA or APP-TA	SBS-TA or APP-TA	-225.0
R-188.	Existing granule-surfaced cap sheet	Min. 1.5-inch EnergyGuard RA	LRF-XF, 6-inch o.c.	Min. 0.25-inch SECUROCK Gypsum-Fiber Roof Board (primer optional)	LRF-XF, 6-inch o.c.	SBS-SA	(Optional) SBS-TA, APP-TA	SBS-TA, APP-TA	-240.0
R-189.	Existing gravel-surfaced BUR, brushed/spudded and vacuumed to remove loose gravel	Min. 1.5-inch EnergyGuard Polyiso Insulation	OB500	Min. 0.5-inch EnergyGuard HD Polyiso Cover Board, EnergyGuard HD Plus Polyiso Cover Board	OB500	SBS-SA	(Optional) SBS-TA or APP-TA	SBS-TA or APP-TA	-97.5
R-190.	Existing gravel-surfaced BUR, brushed/spudded and vacuumed to remove loose gravel	Min. 1.5-inch EnergyGuard Polyiso Insulation, EnergyGuard Ultra	OB500	(Optional) Additional layer(s) base insulation	OB500	SBS-SA	(Optional) SBS-TA, APP-TA	SBS-TA, APP-TA	-110.0
R-191.	Existing gravel-surfaced BUR, brushed/spudded and vacuumed to remove loose gravel	Min. 1.5-inch EnergyGuard Polyiso Insulation, EnergyGuard RA, EnergyGuard Ultra	OB500	Min. 0.25-inch DensDeck Prime	OB500	SBS-SA	(Optional) SBS-SA	SBS-SA	-110.0
R-192.	Existing gravel-surfaced BUR, brushed/spudded and vacuumed to remove loose gravel	Min. 1.5-inch EnergyGuard Polyiso Insulation, EnergyGuard RA, EnergyGuard Ultra	OB500	Min. 0.25-inch SECUROCK Gypsum-Fiber Roof Board	OB500	SBS-SA	(Optional) SBS-TA, APP-TA	SBS-TA, APP-TA	-110.0
R-193.	Existing asphaltic roof cover	One or more layer(s), min. 0.5-inch EnergyGuard Polyiso Insulation, EnergyGuard RA or EnergyGuard Ultra Polyiso Insulation	OB500	Min. 0.25-inch DensDeck, DensDeck Prime or SECUROCK Gypsum-Fiber Roof Board	OB500	SBS-SA	(Optional) SBS-SA	SBS-TA or APP-TA	-120.0
R-194.	Existing gravel-surfaced BUR, brushed/spudded and vacuumed to remove loose gravel	Min. 1.5-inch EnergyGuard Polyiso Insulation	OB500, 6-inch o.c.	Min. 0.25-inch SECUROCK Gypsum-Fiber Roof Board	OB500	SBS-SA	(Optional) SBS-TA, APP-TA	SBS-TA, APP-TA	-120.0
R-195.	Existing smooth APP	One or more layer(s), min. 0.5-inch EnergyGuard Polyiso Insulation, EnergyGuard RA or EnergyGuard Ultra Polyiso Insulation	OB500	Min. 0.25-inch DensDeck Prime	OB500	SBS-SA	(Optional) SBS-SA	SBS-SA	-152.5
R-196.	Existing gravel-surfaced BUR, brushed/spudded and vacuumed to remove loose gravel	Min. 1.5-inch EnergyGuard Polyiso Insulation, EnergyGuard RA	OB500, 6-inch o.c.	Min. 0.25-inch DensDeck Prime	OB500	SBS-SA	(Optional) SBS-SA	SBS-SA	-152.5

2023 FBC HVHZ

TABLE 7B: RECOVER APPLICATIONS
SYSTEM TYPE A-1: BONDED INSULATION, BONDED ROOF COVER (BASE AND TOP LAYER INSULATION)*

[A] The reported MDP documents the allowable maximum design pressure of the new insulation and roof cover when installed atop the substrate, irrespective of the deck type (See Note 1) or performance of the substrate (See Note 12). The deck and substrate shall be capable of resisting the project design pressure requirements, not to exceed the noted MDP, to the satisfaction of the Authority Having Jurisdiction.

Sys No.	Substrate (Note 1, Note 12)	Base Insulation Layer		Top Insulation Layer		Roof Cover (Note 15)			MDP (psf)*[A]
		Type	Attach (Notes 6,7,8)	Type	Attach (Notes 6,7,8)	Base Ply	Ply	Cap Ply	
R-197.	Existing gravel-surfaced BUR, brushed/spudded and vacuumed to remove loose gravel	Min. 1.5-inch EnergyGuard Polyiso Insulation, EnergyGuard Ultra	OB500, 6-inch o.c.	(Optional) Additional layer(s) base insulation	OB500	SBS-SA	(Optional) SBS-TA, APP-TA	SBS-TA, APP-TA	-157.5
R-198.	Existing gravel-surfaced BUR, brushed/spudded and vacuumed to remove loose gravel	Min. 1.5-inch EnergyGuard Polyiso Insulation, EnergyGuard RA or EnergyGuard Ultra	OB500, 6-inch o.c.	Min. 0.25-inch SECUROCK Gypsum-Fiber Roof Board	OB500	SBS-SA	(Optional) SBS-TA, APP-TA	SBS-TA, APP-TA	-157.5
R-199.	Existing smooth APP	One or more layer(s), min. 0.5-inch EnergyGuard Polyiso Insulation, EnergyGuard RA or EnergyGuard Ultra Polyiso Insulation	OB500	Min. 0.25-inch DensDeck; surface shall be primed with Matrix 307 Premium Asphalt Primer or ASTM D41 primer	OB500	SBS-SA	(Optional) SBS-TA, APP-TA	SBS-TA, APP-TA	-165.0
R-200.	Existing gravel-surfaced BUR, brushed/spudded and vacuumed to remove loose gravel	Min. 1.5-inch EnergyGuard Polyiso Insulation, EnergyGuard RA	OB500, 4-inch o.c.	Min. 0.25-inch DensDeck; surface shall be primed with Matrix 307 Premium Asphalt Primer or ASTM D41 primer	OB500	SBS-SA	(Optional) SBS-TA, APP-TA	SBS-TA, APP-TA	-167.5
R-201.	Existing smooth- or granule-surface BUR or modified bitumen	One or more layer(s), min. 0.5-inch EnergyGuard Polyiso Insulation, EnergyGuard RA or EnergyGuard Ultra Polyiso Insulation	OB500	Min. 0.25-inch SECUROCK Gypsum Fiber Roof Board	OB500	SBS-SA	(Optional) SBS-TA or APP-TA	SBS-TA or APP-TA	-180.0
R-202.	Existing gravel-surfaced BUR, brushed/spudded and vacuumed to remove loose gravel	Min. 1.5-inch EnergyGuard Polyiso Insulation, EnergyGuard Ultra	OB500, 4-inch o.c.	(Optional) Additional layer(s) base insulation	OB500	SBS-SA	(Optional) SBS-TA, APP-TA	SBS-TA, APP-TA	-200.0
R-203.	Existing gravel-surfaced BUR, brushed/spudded and vacuumed to remove loose gravel	Min. 1.5-inch EnergyGuard Polyiso Insulation, EnergyGuard RA or EnergyGuard Ultra	OB500, 4-inch o.c.	Min. 0.25-inch SECUROCK Gypsum-Fiber Roof Board	OB500	SBS-SA	(Optional) SBS-TA, APP-TA	SBS-TA, APP-TA	-200.0
R-204.	Existing smooth- or granule-surface BUR or modified bitumen	Min. 0.5-inch EnergyGuard Polyiso Insulation, EnergyGuard Ultra	OB500	Min. 0.25-inch SECUROCK Gypsum Fiber Roof Board	OB500	SBS-SA	(Optional) SBS-TA or APP-TA	SBS-TA or APP-TA	-225.0
R-205.	Existing mineral surface cap	Min. 1.5-inch EnergyGuard RA	OB500, 6-inch o.c.	Min. 0.25-inch SECUROCK Gypsum-Fiber Roof Board (primer optional)	OB500, 6-inch o.c.	SBS-SA	(Optional) SBS-TA, APP-TA	SBS-TA, APP-TA	-240.0
VENTING SYSTEMS WITH POLYISOCYANURATE BASE INSULATION LAYER:									
R-206.	Existing asphaltic roof cover	Min. 1.5-inch EnergyGuard RA or EnergyGuard Ultra	Hot asphalt	Min. 0.5-inch Structodek High Density Fiberboard Roof Insulation	Hot asphalt	BP-LL	(Optional) One or more BP-AA, SBS-AA	SBS-AA	-90.0

2023 FBC HVHZ

TABLE 7B: RECOVER APPLICATIONS
SYSTEM TYPE A-1: BONDED INSULATION, BONDED ROOF COVER (BASE AND TOP LAYER INSULATION)*

[A] The reported MDP documents the allowable maximum design pressure of the new insulation and roof cover when installed atop the substrate, irrespective of the deck type (See Note 1) or performance of the substrate (See Note 12). The deck and substrate shall be capable of resisting the project design pressure requirements, not to exceed the noted MDP, to the satisfaction of the Authority Having Jurisdiction.

Sys No.	Substrate (Note 1, Note 12)	Base Insulation Layer		Top Insulation Layer		Roof Cover (Note 15)			MDP (psf)*[A]
		Type	Attach (Notes 6,7,8)	Type	Attach (Notes 6,7,8)	Base Ply	Ply	Cap Ply	
R-207.	Existing asphaltic roof cover	Min. 1.5-inch EnergyGuard RA or EnergyGuard Ultra	Hot asphalt	Min. 0.5-inch Structodek High Density Fiberboard Roof Insulation	Hot asphalt	BP-LL	One or more BP-AA, SBS-AA	SBS-TA or APP-TA	-90.0
R-208.	Existing asphaltic roof cover	Min. 1.5-inch EnergyGuard RA	Hot asphalt	(Optional) Additional layer(s) base insulation	Hot asphalt	BP-LL	(Optional) One or more BP-AA, SBS-AA	SBS-AA	-150.0
R-209.	Existing asphaltic roof cover	Min. 1.5-inch EnergyGuard RA	Hot asphalt	(Optional) Additional layer(s) base insulation	Hot asphalt	BP-LL	One or more BP-AA, SBS-AA	SBS-TA or APP-TA	-150.0
R-210.	Existing asphaltic roof cover	Min. 1.5-inch EnergyGuard Ultra	Hot asphalt	(Optional) Additional layer(s) base insulation	Hot asphalt	BP-LL	(Optional) One or more BP-AA, SBS-AA	SBS-AA	-172.5
R-211.	Existing asphaltic roof cover	Min. 1.5-inch EnergyGuard Ultra	Hot asphalt	(Optional) Additional layer(s) base insulation	Hot asphalt	BP-LL	One or more BP-AA, SBS-AA	SBS-TA or APP-TA	-172.5
R-212.	Existing asphaltic roof cover	Min. 1.5-inch EnergyGuard RA or EnergyGuard Ultra	Hot asphalt	Min. 0.25-inch DensDeck or DensDeck Prime	Hot asphalt	BP-LL	(Optional) One or more BP-AA, SBS-AA	SBS-AA	-240.0
R-213.	Existing asphaltic roof cover	Min. 1.5-inch EnergyGuard RA or EnergyGuard Ultra	Hot asphalt	Min. 0.25-inch DensDeck or DensDeck Prime	Hot asphalt	BP-LL	One or more BP-AA, SBS-AA	SBS-TA or APP-TA	-240.0
R-214.	New or existing smooth- or granule-surface asphalt BUR or SBS modified bitumen or granule-surface APP modified bitumen	Min. 0.5-inch EnergyGuard RA	LRF-M Canister	Additional layer(s) base insulation	LRF-M Canister	BP-LL	(Optional) One or more BP-AA, SBS-AA	SBS-AA	-150.0
R-215.	New or existing smooth- or granule-surface asphalt BUR or SBS modified bitumen or granule-surface APP modified bitumen	Min. 0.5-inch EnergyGuard RA	LRF-M Canister	Additional layer(s) base insulation	LRF-M Canister	BP-LL	One or more BP-AA, SBS-AA	SBS-TA or APP-TA	-150.0
R-216.	New or existing smooth- or granule-surface asphalt BUR or SBS modified bitumen or granule-surface APP modified bitumen	One or more layer(s), min. 0.5-inch EnergyGuard Polyiso Insulation, EnergyGuard RA or EnergyGuard Ultra Polyiso Insulation	LRF-M Canister	Min. 0.25-inch DensDeck Prime	LRF-M Canister	BP-LL	(Optional) One or more BP-AA, SBS-AA	SBS-AA	-180.0
R-217.	New or existing smooth- or granule-surface asphalt BUR or SBS modified bitumen or granule-surface APP modified bitumen	One or more layer(s), min. 0.5-inch EnergyGuard Polyiso Insulation, EnergyGuard RA or EnergyGuard Ultra Polyiso Insulation	LRF-M Canister	Min. 0.25-inch DensDeck Prime	LRF-M Canister	BP-LL	One or more BP-AA, SBS-AA	SBS-TA or APP-TA	-180.0

2023 FBC HVHZ

TABLE 7B: RECOVER APPLICATIONS
SYSTEM TYPE A-1: BONDED INSULATION, BONDED ROOF COVER (BASE AND TOP LAYER INSULATION)*

[A] The reported MDP documents the allowable maximum design pressure of the new insulation and roof cover when installed atop the substrate, irrespective of the deck type (See Note 1) or performance of the substrate (See Note 12). The deck and substrate shall be capable of resisting the project design pressure requirements, not to exceed the noted MDP, to the satisfaction of the Authority Having Jurisdiction.

Sys No.	Substrate (Note 1, Note 12)	Base Insulation Layer		Top Insulation Layer		Roof Cover (Note 15)			MDP (psf)*[A]
		Type	Attach (Notes 6,7,8)	Type	Attach (Notes 6,7,8)	Base Ply	Ply	Cap Ply	
R-218.	New or existing smooth- or granule-surface asphalt BUR or SBS modified bitumen or granule-surface APP modified bitumen	Min. 1.5-inch EnergyGuard Polyiso Insulation, EnergyGuard RA	LRF-M Canister	Min. 0.25-inch DensDeck Prime	LRF-M Canister	BP-LL	(Optional) One or more BP-AA, SBS-AA	SBS-AA	-240.0
R-219.	New or existing smooth- or granule-surface asphalt BUR or SBS modified bitumen or granule-surface APP modified bitumen	Min. 1.5-inch EnergyGuard Polyiso Insulation, EnergyGuard RA	LRF-M Canister	Min. 0.25-inch DensDeck Prime	LRF-M Canister	BP-LL	One or more BP-AA, SBS-AA	SBS-TA or APP-TA	-240.0
R-220.	Existing gravel-surfaced BUR, brushed/spudded and vacuumed to remove loose gravel	Min. 1.5-inch EnergyGuard Ultra	LRF-XF	(Optional) Additional layer(s) base insulation	LRF-XF	BP-LL	(Optional) One or more BP-AA, SBS-AA	SBS-AA	-110.0
R-221.	Existing gravel-surfaced BUR, brushed/spudded and vacuumed to remove loose gravel	Min. 1.5-inch EnergyGuard Ultra	LRF-XF	(Optional) Additional layer(s) base insulation	LRF-XF	BP-LL	One or more BP-AA, SBS-AA	SBS-TA or APP-TA	-110.0
R-222.	Existing gravel-surfaced BUR, brushed/spudded and vacuumed to remove loose gravel	Min. 1.5-inch EnergyGuard Polyiso Insulation, EnergyGuard RA or EnergyGuard Ultra	LRF-XF	Min. 0.25-inch DensDeck Prime	LRF-XF	BP-LL	(Optional) One or more BP-AA, SBS-AA	SBS-AA	-110.0
R-223.	Existing gravel-surfaced BUR, brushed/spudded and vacuumed to remove loose gravel	Min. 1.5-inch EnergyGuard Polyiso Insulation, EnergyGuard RA or EnergyGuard Ultra	LRF-XF	Min. 0.25-inch DensDeck Prime	LRF-XF	BP-LL	One or more BP-AA, SBS-AA	SBS-TA or APP-TA	-110.0
R-224.	Existing gravel-surfaced BUR, brushed/spudded and vacuumed to remove loose gravel	Min. 1.5-inch EnergyGuard Ultra	LRF-XF, 6-inch o.c.	(Optional) Additional layer(s) base insulation	LRF-XF	BP-LL	(Optional) One or more BP-AA, SBS-AA	SBS-AA	-157.5
R-225.	Existing gravel-surfaced BUR, brushed/spudded and vacuumed to remove loose gravel	Min. 1.5-inch EnergyGuard Ultra	LRF-XF, 6-inch o.c.	(Optional) Additional layer(s) base insulation	LRF-XF	BP-LL	One or more BP-AA, SBS-AA	SBS-TA or APP-TA	-157.5
R-226.	Existing gravel-surfaced BUR, brushed/spudded and vacuumed to remove loose gravel	Min. 1.5-inch EnergyGuard Polyiso Insulation, EnergyGuard RA or EnergyGuard Ultra	LRF-XF, 6-inch o.c.	Min. 0.25-inch DensDeck Prime	LRF-XF	BP-LL	(Optional) One or more BP-AA, SBS-AA	SBS-AA	-157.5
R-227.	Existing gravel-surfaced BUR, brushed/spudded and vacuumed to remove loose gravel	Min. 1.5-inch EnergyGuard Polyiso Insulation, EnergyGuard RA or EnergyGuard Ultra	LRF-XF, 6-inch o.c.	Min. 0.25-inch DensDeck Prime	LRF-XF	BP-LL	One or more BP-AA, SBS-AA	SBS-TA or APP-TA	-157.5
R-228.	Existing gravel-surfaced BUR, brushed/spudded and vacuumed to remove loose gravel	Min. 1.5-inch EnergyGuard Ultra	LRF-XF, 4-inch o.c.	(Optional) Additional layer(s) base insulation	LRF-XF	BP-LL	(Optional) One or more BP-AA, SBS-AA	SBS-AA	-172.5

2023 FBC HVHZ

TABLE 7B: RECOVER APPLICATIONS
SYSTEM TYPE A-1: BONDED INSULATION, BONDED ROOF COVER (BASE AND TOP LAYER INSULATION)*

[A] The reported MDP documents the allowable maximum design pressure of the new insulation and roof cover when installed atop the substrate, irrespective of the deck type (See Note 1) or performance of the substrate (See Note 12). The deck and substrate shall be capable of resisting the project design pressure requirements, not to exceed the noted MDP, to the satisfaction of the Authority Having Jurisdiction.

Sys No.	Substrate (Note 1, Note 12)	Base Insulation Layer		Top Insulation Layer		Roof Cover (Note 15)			MDP (psf)*[A]
		Type	Attach (Notes 6,7,8)	Type	Attach (Notes 6,7,8)	Base Ply	Ply	Cap Ply	
R-229.	Existing gravel-surfaced BUR, brushed/spudded and vacuumed to remove loose gravel	Min. 1.5-inch EnergyGuard Ultra	LRF-XF, 4-inch o.c.	(Optional) Additional layer(s) base insulation	LRF-XF	BP-LL	One or more BP-AA, SBS-AA	SBS-TA or APP-TA	-172.5
R-230.	Existing smooth- or granule-surface BUR or modified bitumen	One or more layer(s), min. 0.5-inch EnergyGuard Polyiso Insulation, EnergyGuard RA or EnergyGuard Ultra Polyiso Insulation	LRF-XF	Min. 0.25-inch DensDeck Prime	LRF-XF	BP-LL	(Optional) One or more BP-AA, SBS-AA	SBS-AA	-180.0
R-231.	Existing smooth- or granule-surface BUR or modified bitumen	One or more layer(s), min. 0.5-inch EnergyGuard Polyiso Insulation, EnergyGuard RA or EnergyGuard Ultra Polyiso Insulation	LRF-XF	Min. 0.25-inch DensDeck Prime	LRF-XF	BP-LL	One or more BP-AA, SBS-AA	SBS-TA or APP-TA	-180.0
R-232.	Existing gravel-surfaced BUR, brushed/spudded and vacuumed to remove loose gravel	Min. 1.5-inch EnergyGuard Polyiso Insulation, EnergyGuard RA or EnergyGuard Ultra	LRF-XF	Min. 0.25-inch DensDeck Prime	LRF-XF	BP-LL	(Optional) One or more BP-AA, SBS-AA	SBS-AA	-200.0
R-233.	Existing gravel-surfaced BUR, brushed/spudded and vacuumed to remove loose gravel	Min. 1.5-inch EnergyGuard Polyiso Insulation, EnergyGuard RA or EnergyGuard Ultra	LRF-XF	Min. 0.25-inch DensDeck Prime	LRF-XF	BP-LL	One or more BP-AA, SBS-AA	SBS-TA or APP-TA	-200.0
R-234.	Existing gravel-surfaced BUR, brushed/spudded and vacuumed to remove loose gravel	Min. 1.5-inch EnergyGuard Polyiso Insulation, EnergyGuard RA or EnergyGuard Ultra	OB500	Min. 0.5-inch Structodek High Density Fiberboard Roof Insulation	OB500	BP-LL	(Optional) One or more BP-AA, SBS-AA	SBS-AA	-90.0
R-235.	Existing gravel-surfaced BUR, brushed/spudded and vacuumed to remove loose gravel	Min. 1.5-inch EnergyGuard Polyiso Insulation, EnergyGuard RA or EnergyGuard Ultra	OB500	Min. 0.5-inch Structodek High Density Fiberboard Roof Insulation	OB500	BP-LL	One or more BP-AA, SBS-AA	SBS-TA or APP-TA	-90.0
R-236.	Existing gravel-surfaced BUR, brushed/spudded and vacuumed to remove loose gravel	Min. 1.5-inch EnergyGuard Ultra	OB500	(Optional) Additional layer(s) base insulation	OB500	BP-LL	(Optional) One or more BP-AA, SBS-AA	SBS-AA	-110.0
R-237.	Existing gravel-surfaced BUR, brushed/spudded and vacuumed to remove loose gravel	Min. 1.5-inch EnergyGuard Ultra	OB500	(Optional) Additional layer(s) base insulation	OB500	BP-LL	One or more BP-AA, SBS-AA	SBS-TA or APP-TA	-110.0
R-238.	Existing gravel-surfaced BUR, brushed/spudded and vacuumed to remove loose gravel	Min. 1.5-inch EnergyGuard Polyiso Insulation, EnergyGuard RA or EnergyGuard Ultra	OB500	Min. 0.25-inch DensDeck or DensDeck Prime	OB500	BP-LL	(Optional) One or more BP-AA, SBS-AA	SBS-AA	-110.0

2023 FBC HVHZ

TABLE 7B: RECOVER APPLICATIONS
SYSTEM TYPE A-1: BONDED INSULATION, BONDED ROOF COVER (BASE AND TOP LAYER INSULATION)*

[A] The reported MDP documents the allowable maximum design pressure of the new insulation and roof cover when installed atop the substrate, irrespective of the deck type (See Note 1) or performance of the substrate (See Note 12). The deck and substrate shall be capable of resisting the project design pressure requirements, not to exceed the noted MDP, to the satisfaction of the Authority Having Jurisdiction.

Sys No.	Substrate (Note 1, Note 12)	Base Insulation Layer		Top Insulation Layer		Roof Cover (Note 15)			MDP (psf)*[A]
		Type	Attach (Notes 6,7,8)	Type	Attach (Notes 6,7,8)	Base Ply	Ply	Cap Ply	
R-239.	Existing gravel-surfaced BUR, brushed/spudded and vacuumed to remove loose gravel	Min. 1.5-inch EnergyGuard Polyiso Insulation, EnergyGuard RA or EnergyGuard Ultra	OB500	Min. 0.25-inch DensDeck or DensDeck Prime	OB500	BP-LL	One or more BP-AA, SBS-AA	SBS-TA or APP-TA	-110.0
R-240.	Existing gravel-surfaced BUR, brushed/spudded and vacuumed to remove loose gravel	Min. 1.5-inch EnergyGuard Ultra	OB500, 6-inch o.c.	(Optional) Additional layer(s) base insulation	OB500	BP-LL	(Optional) One or more BP-AA, SBS-AA	SBS-AA	-150.0
R-241.	Existing gravel-surfaced BUR, brushed/spudded and vacuumed to remove loose gravel	Min. 1.5-inch EnergyGuard Ultra	OB500, 6-inch o.c.	(Optional) Additional layer(s) base insulation	OB500	BP-LL	One or more BP-AA, SBS-AA	SBS-TA or APP-TA	-150.0
R-242.	Existing gravel-surfaced BUR, brushed/spudded and vacuumed to remove loose gravel	Min. 1.5-inch EnergyGuard Polyiso Insulation, EnergyGuard RA or EnergyGuard Ultra	OB500, 6-inch o.c.	Min. 0.25-inch DensDeck or DensDeck Prime	OB500	BP-LL	(Optional) One or more BP-AA, SBS-AA	SBS-AA	-150.0
R-243.	Existing gravel-surfaced BUR, brushed/spudded and vacuumed to remove loose gravel	Min. 1.5-inch EnergyGuard Polyiso Insulation, EnergyGuard RA or EnergyGuard Ultra	OB500, 6-inch o.c.	Min. 0.25-inch DensDeck or DensDeck Prime	OB500	BP-LL	One or more BP-AA, SBS-AA	SBS-TA or APP-TA	-150.0
R-244.	Existing smooth- or granule-surface BUR or modified bitumen	One or more layer(s), min. 0.5-inch EnergyGuard Polyiso Insulation, EnergyGuard RA or EnergyGuard Ultra Polyiso Insulation	OB500	Min. 0.25-inch DensDeck Prime	OB500	BP-LL	(Optional) One or more BP-AA, SBS-AA	SBS-AA	-180.0
R-245.	Existing smooth- or granule-surface BUR or modified bitumen	One or more layer(s), min. 0.5-inch EnergyGuard Polyiso Insulation, EnergyGuard RA or EnergyGuard Ultra Polyiso Insulation	OB500	Min. 0.25-inch DensDeck Prime	OB500	BP-LL	One or more BP-AA, SBS-AA	SBS-TA or APP-TA	-180.0
COLD-APPLIED SYSTEMS WITH POLYISOCYANURATE BASE INSULATION LAYER:									
R-246.	Existing asphalt BUR	Min. 1.5-inch EnergyGuard RA	Hot asphalt	Min. 0.25-inch DensDeck Prime or SECUROCK Gypsum-Fiber Roof Board	Hot asphalt	SBS-CA1	None	SBS-CA1	-120.0
R-247.	Existing mineral surface cap	Min. 1.5-inch EnergyGuard RA	Hot asphalt	Min. 0.25-inch DensDeck Prime or SECUROCK Gypsum-Fiber Roof Board	Hot asphalt	SBS-CA1	None	SBS-CA1	-127.5
R-248.	Existing gravel-surfaced BUR, brushed/spudded and vacuumed to remove loose gravel	Min. 1.5-inch EnergyGuard Polyiso Insulation, EnergyGuard RA	LRF-M	Min. 0.25-inch DensDeck Prime or SECUROCK Gypsum-Fiber Roof Board	LRF-M	SBS-CA1	None	SBS-CA1	-110.0

2023 FBC HVHZ

TABLE 7B: RECOVER APPLICATIONS
SYSTEM TYPE A-1: BONDED INSULATION, BONDED ROOF COVER (BASE AND TOP LAYER INSULATION)*

[A] The reported MDP documents the allowable maximum design pressure of the new insulation and roof cover when installed atop the substrate, irrespective of the deck type (See Note 1) or performance of the substrate (See Note 12). The deck and substrate shall be capable of resisting the project design pressure requirements, not to exceed the noted MDP, to the satisfaction of the Authority Having Jurisdiction.

Sys No.	Substrate (Note 1, Note 12)	Base Insulation Layer		Top Insulation Layer		Roof Cover (Note 15)			MDP (psf)*[A]
		Type	Attach (Notes 6,7,8)	Type	Attach (Notes 6,7,8)	Base Ply	Ply	Cap Ply	
R-249.	Existing gravel-surfaced BUR, brushed/spudded and vacuumed to remove loose gravel	Min. 1.5-inch EnergyGuard Polyiso Insulation, EnergyGuard RA	LRF-M, 6-inch o.c.	Min. 0.25-inch DensDeck Prime	LRF-M	SBS-CA1	None	SBS-CA1	-127.5
R-250.	Existing gravel-surfaced BUR, brushed/spudded and vacuumed to remove loose gravel	Min. 1.5-inch EnergyGuard Polyiso Insulation, EnergyGuard RA	LRF-M, 6-inch o.c.	Min. 0.25-inch SECUROCK Gypsum-Fiber Roof Board	LRF-M	SBS-CA1	None	SBS-CA1	-157.5
R-251.	Existing gravel-surfaced BUR, brushed/spudded and vacuumed to remove loose gravel	Min. 1.5-inch EnergyGuard Polyiso Insulation, EnergyGuard RA	LRF-M, 4-inch o.c.	Min. 0.25-inch SECUROCK Gypsum-Fiber Roof Board	LRF-M	SBS-CA1	None	SBS-CA1	-172.5
R-252.	New or existing smooth- or granule-surface asphalt BUR or SBS modified bitumen or granule-surface APP modified bitumen	One or more layer(s), min. 0.5-inch EnergyGuard Polyiso Insulation, EnergyGuard RA or EnergyGuard Ultra Polyiso Insulation	LRF-M Canister	Min. 0.25-inch DensDeck Prime	LRF-M Canister	SBS-CA1	None	SBS-CA1	-127.5
R-253.	New or existing smooth- or granule-surface asphalt BUR or SBS modified bitumen or granule-surface APP modified bitumen	One or more layer(s), min. 0.5-inch EnergyGuard Polyiso Insulation, EnergyGuard RA or EnergyGuard Ultra Polyiso Insulation	LRF-M Canister	Min. 0.25-inch SECUROCK Gypsum-Fiber Roof Board	LRF-M Canister	SBS-CA1	None	SBS-CA1	-172.5
R-254.	Existing gravel-surfaced BUR, brushed/spudded and vacuumed to remove loose gravel	Min. 1.5-inch EnergyGuard Polyiso Insulation, EnergyGuard RA	LRF-XF	Min. 0.25-inch DensDeck Prime or SECUROCK Gypsum-Fiber Roof Board	LRF-XF	SBS-CA1	None	SBS-CA1	-110.0
R-255.	Existing granule-surfaced cap sheet	One or more layer(s), min. 0.5-inch EnergyGuard Polyiso Insulation, EnergyGuard RA or EnergyGuard Ultra Polyiso Insulation	LRF-XF	Min. 0.25-inch DensDeck Prime	LRF-XF	SBS-CA1	None	SBS-CA1	-127.5
R-256.	Existing gravel-surfaced BUR, brushed/spudded and vacuumed to remove loose gravel	Min. 1.5-inch EnergyGuard Polyiso Insulation, EnergyGuard RA	LRF-XF, 6-inch o.c.	Min. 0.25-inch DensDeck Prime	LRF-XF	SBS-CA1	None	SBS-CA1	-127.5
R-257.	Existing gravel-surfaced BUR, brushed/spudded and vacuumed to remove loose gravel	Min. 1.5-inch EnergyGuard Polyiso Insulation, EnergyGuard RA	LRF-XF, 6-inch o.c.	Min. 0.25-inch SECUROCK Gypsum-Fiber Roof Board	LRF-XF	SBS-CA1	None	SBS-CA1	-157.5

2023 FBC HVHZ

TABLE 7B: RECOVER APPLICATIONS SYSTEM TYPE A-1: BONDED INSULATION, BONDED ROOF COVER (BASE AND TOP LAYER INSULATION)*									
[A] The reported MDP documents the allowable maximum design pressure of the new insulation and roof cover when installed atop the substrate, irrespective of the deck type (See Note 1) or performance of the substrate (See Note 12). The deck and substrate shall be capable of resisting the project design pressure requirements, not to exceed the noted MDP, to the satisfaction of the Authority Having Jurisdiction.									
Sys No.	Substrate (Note 1, Note 12)	Base Insulation Layer		Top Insulation Layer		Roof Cover (Note 15)			MDP (psf)*[A]
		Type	Attach (Notes 6,7,8)	Type	Attach (Notes 6,7,8)	Base Ply	Ply	Cap Ply	
R-258.	Existing granule-surfaced cap sheet	One or more layer(s), min. 0.5-inch EnergyGuard Polyiso Insulation, EnergyGuard RA or EnergyGuard Ultra Polyiso Insulation	LRF-XF	Min. 0.25-inch SECUROCK Gypsum-Fiber Roof Board	LRF-XF	SBS-CA1	None	SBS-CA1	-172.5
R-259.	Existing gravel-surfaced BUR, brushed/spudded and vacuumed to remove loose gravel	Min. 1.5-inch EnergyGuard Polyiso Insulation, EnergyGuard RA	LRF-XF, 4-inch o.c.	Min. 0.25-inch SECUROCK Gypsum-Fiber Roof Board	LRF-XF	SBS-CA1	None	SBS-CA1	-172.5
R-260.	Existing asphaltic roof cover or gravel-surfaced BUR, brushed/spudded and vacuumed to remove loose gravel	Min. 1.5-inch EnergyGuard Polyiso Insulation, EnergyGuard RA	OB500	Min. 0.5-inch Structodek High Density Fiberboard Roof Insulation	OB500	SBS-CA	None	SBS-CA	-45.0
R-261.	Existing smooth surfaced BUR / APP modified bitumen, granule surface roof cover or gravel-surfaced BUR, brushed/spudded and vacuumed to remove loose gravel over structural concrete deck	Min. 1.5-inch EnergyGuard Polyiso Insulation	OB500	Min. 0.5-inch EnergyGuard HD Polyiso Cover Board, EnergyGuard HD Plus Polyiso Cover Board	OB500	SBS-CA or SBS-CA1	None	SBS-CA or SBS-CA1	-97.5
R-262.	Existing gravel-surfaced BUR, brushed/spudded and vacuumed to remove loose gravel	Min. 1.5-inch EnergyGuard Polyiso Insulation, EnergyGuard RA	OB500	Min. 0.25-inch DensDeck Prime or SECUROCK Gypsum-Fiber Roof Board	OB500	SBS-CA1	None	SBS-CA1	-110.0
R-263.	Existing asphalt BUR	One or more layer(s), min. 0.5-inch EnergyGuard Polyiso Insulation, EnergyGuard RA or EnergyGuard Ultra Polyiso Insulation	OB500	Min. 0.25-inch DensDeck Prime or SECUROCK Gypsum-Fiber Roof Board	OB500	SBS-CA1	None	SBS-CA1	-120.0
R-264.	Existing smooth APP or mineral surface cap	One or more layer(s), min. 0.5-inch EnergyGuard Polyiso Insulation, EnergyGuard RA or EnergyGuard Ultra Polyiso Insulation	OB500	Min. 0.25-inch DensDeck Prime	OB500	SBS-CA1	None	SBS-CA1	-127.5
R-265.	Existing gravel-surfaced BUR, brushed/spudded and vacuumed to remove loose gravel	Min. 1.5-inch EnergyGuard Polyiso Insulation, EnergyGuard RA	OB500, 6-inch o.c.	Min. 0.25-inch DensDeck Prime	OB500	SBS-CA1	None	SBS-CA1	-127.5

2023 FBC HVHZ

TABLE 7B: RECOVER APPLICATIONS
SYSTEM TYPE A-1: BONDED INSULATION, BONDED ROOF COVER (BASE AND TOP LAYER INSULATION)*

[A] The reported MDP documents the allowable maximum design pressure of the new insulation and roof cover when installed atop the substrate, irrespective of the deck type (See Note 1) or performance of the substrate (See Note 12). The deck and substrate shall be capable of resisting the project design pressure requirements, not to exceed the noted MDP, to the satisfaction of the Authority Having Jurisdiction.

Sys No.	Substrate (Note 1, Note 12)	Base Insulation Layer		Top Insulation Layer		Roof Cover (Note 15)			MDP (psf)*[A]
		Type	Attach (Notes 6,7,8)	Type	Attach (Notes 6,7,8)	Base Ply	Ply	Cap Ply	
R-266.	Existing gravel-surfaced BUR, brushed/spudded and vacuumed to remove loose gravel	Min. 1.5-inch EnergyGuard Polyiso Insulation, EnergyGuard RA	OB500, 6-inch o.c.	Min. 0.25-inch SECUROCK Gypsum-Fiber Roof Board	OB500	SBS-CA1	None	SBS-CA1	-157.5
R-267.	Existing smooth APP	One or more layer(s), min. 0.5-inch EnergyGuard Polyiso Insulation, EnergyGuard RA or EnergyGuard Ultra Polyiso Insulation	OB500	Min. 0.25-inch SECUROCK Gypsum-Fiber Roof Board	OB500	SBS-CA1	None	SBS-CA1	-165.0
R-268.	Existing mineral surface cap	One or more layer(s), min. 0.5-inch EnergyGuard Polyiso Insulation, EnergyGuard RA or EnergyGuard Ultra Polyiso Insulation	OB500	Min. 0.25-inch SECUROCK Gypsum-Fiber Roof Board	OB500	SBS-CA1	None	SBS-CA1	-172.5
R-269.	Existing gravel-surfaced BUR, brushed/spudded and vacuumed to remove loose gravel	Min. 1.5-inch EnergyGuard Polyiso Insulation, EnergyGuard RA	OB500, 4-inch o.c.	Min. 0.25-inch SECUROCK Gypsum-Fiber Roof Board	OB500	SBS-CA1	None	SBS-CA1	-172.5
HYBRID HOT/COLD-APPLIED SYSTEMS WITH POLYISOCYANURATE BASE INSULATION LAYER:									
R-270.	Existing asphalt BUR	Min. 1.5-inch EnergyGuard RA	Hot asphalt	Min. 0.25-inch DensDeck Prime or SECUROCK Gypsum-Fiber Roof Board or min. 0.4375-inch DEXcell Cement Roof Board	Hot asphalt	BP-AA or SBS-AA	(Optional) BP-AA or SBS-AA	SBS-CA1	-120.0
R-271.	Existing mineral surface cap	Min. 1.5-inch EnergyGuard RA	Hot asphalt	Min. 0.25-inch DensDeck Prime or SECUROCK Gypsum-Fiber Roof Board or min. 0.4375-inch DEXcell Cement Roof Board	Hot asphalt	BP-AA or SBS-AA	(Optional) BP-AA or SBS-AA	SBS-CA1	-127.5
R-272.	Existing gravel-surfaced BUR, brushed/spudded and vacuumed to remove loose gravel	Min. 1.5-inch EnergyGuard Polyiso Insulation, EnergyGuard RA	LRF-M	Min. 0.25-inch DensDeck Prime or SECUROCK Gypsum-Fiber Roof Board	LRF-M	BP-AA or SBS-AA	(Optional) BP-AA or SBS-AA	SBS-CA1	-110.0
R-273.	Existing gravel-surfaced BUR, brushed/spudded and vacuumed to remove loose gravel	Min. 1.5-inch EnergyGuard Polyiso Insulation, EnergyGuard RA	LRF-M, 6-inch o.c.	Min. 0.25-inch DensDeck Prime	LRF-M	BP-AA or SBS-AA	(Optional) BP-AA or SBS-AA	SBS-CA1	-127.5
R-274.	Existing gravel-surfaced BUR, brushed/spudded and vacuumed to remove loose gravel	Min. 1.5-inch EnergyGuard Polyiso Insulation, EnergyGuard RA	LRF-M, 6-inch o.c.	Min. 0.25-inch SECUROCK Gypsum-Fiber Roof Board	LRF-M	BP-AA or SBS-AA	(Optional) BP-AA or SBS-AA	SBS-CA1	-157.5

2023 FBC HVHZ

TABLE 7B: RECOVER APPLICATIONS
SYSTEM TYPE A-1: BONDED INSULATION, BONDED ROOF COVER (BASE AND TOP LAYER INSULATION)*

[A] The reported MDP documents the allowable maximum design pressure of the new insulation and roof cover when installed atop the substrate, irrespective of the deck type (See Note 1) or performance of the substrate (See Note 12). The deck and substrate shall be capable of resisting the project design pressure requirements, not to exceed the noted MDP, to the satisfaction of the Authority Having Jurisdiction.

Sys No.	Substrate (Note 1, Note 12)	Base Insulation Layer		Top Insulation Layer		Roof Cover (Note 15)			MDP (psf)*A
		Type	Attach (Notes 6,7,8)	Type	Attach (Notes 6,7,8)	Base Ply	Ply	Cap Ply	
R-275.	Existing gravel-surfaced BUR, brushed/spudded and vacuumed to remove loose gravel	Min. 1.5-inch EnergyGuard Polyiso Insulation, EnergyGuard RA	LRF-M, 4-inch o.c.	Min. 0.25-inch SECUROCK Gypsum-Fiber Roof Board	LRF-M	BP-AA or SBS-AA	(Optional) BP-AA or SBS-AA	SBS-CA1	-172.5
R-276.	New or existing smooth- or granule-surface asphalt BUR or SBS modified bitumen or granule-surface APP modified bitumen	One or more layer(s), min. 0.5-inch EnergyGuard Polyiso Insulation, EnergyGuard RA or EnergyGuard Ultra Polyiso Insulation	LRF-M Canister	Min. 0.25-inch DensDeck Prime	LRF-M Canister	BP-AA or SBS-AA	(Optional) BP-AA or SBS-AA	SBS-CA1	-127.5
R-277.	New or existing smooth- or granule-surface asphalt BUR or SBS modified bitumen or granule-surface APP modified bitumen	One or more layer(s), min. 0.5-inch EnergyGuard Polyiso Insulation, EnergyGuard RA or EnergyGuard Ultra Polyiso Insulation	LRF-M Canister	Min. 0.25-inch SECUROCK Gypsum-Fiber Roof Board	LRF-M Canister	BP-AA or SBS-AA	(Optional) BP-AA or SBS-AA	SBS-CA1	-172.5
R-278.	Existing gravel-surfaced BUR, brushed/spudded and vacuumed to remove loose gravel	Min. 1.5-inch EnergyGuard Polyiso Insulation, EnergyGuard RA	LRF-XF	Min. 0.25-inch DensDeck Prime or SECUROCK Gypsum-Fiber Roof Board	LRF-XF	BP-AA or SBS-AA	(Optional) BP-AA or SBS-AA	SBS-CA1	-110.0
R-279.	Existing granule-surfaced cap sheet	One or more layer(s), min. 0.5-inch EnergyGuard Polyiso Insulation, EnergyGuard RA or EnergyGuard Ultra Polyiso Insulation	LRF-XF	Min. 0.25-inch DensDeck Prime	LRF-XF	BP-AA or SBS-AA	(Optional) BP-AA or SBS-AA	SBS-CA1	-127.5
R-280.	Existing gravel-surfaced BUR, brushed/spudded and vacuumed to remove loose gravel	Min. 1.5-inch EnergyGuard Polyiso Insulation, EnergyGuard RA	LRF-XF, 6-inch o.c.	Min. 0.25-inch DensDeck Prime	LRF-XF	BP-AA or SBS-AA	(Optional) BP-AA or SBS-AA	SBS-CA1	-127.5
R-281.	Existing gravel-surfaced BUR, brushed/spudded and vacuumed to remove loose gravel	Min. 1.5-inch EnergyGuard Polyiso Insulation, EnergyGuard RA	LRF-XF, 6-inch o.c.	Min. 0.25-inch SECUROCK Gypsum-Fiber Roof Board	LRF-XF	BP-AA or SBS-AA	(Optional) BP-AA or SBS-AA	SBS-CA1	-157.5
R-282.	Existing granule-surfaced cap sheet	One or more layer(s), min. 0.5-inch EnergyGuard Polyiso Insulation, EnergyGuard RA or EnergyGuard Ultra Polyiso Insulation	LRF-XF	Min. 0.25-inch SECUROCK Gypsum-Fiber Roof Board	LRF-XF	BP-AA or SBS-AA	(Optional) BP-AA or SBS-AA	SBS-CA1	-172.5
R-283.	Existing gravel-surfaced BUR, brushed/spudded and vacuumed to remove loose gravel	Min. 1.5-inch EnergyGuard Polyiso Insulation, EnergyGuard RA	LRF-XF, 4-inch o.c.	Min. 0.25-inch SECUROCK Gypsum-Fiber Roof Board	LRF-XF	BP-AA or SBS-AA	(Optional) BP-AA or SBS-AA	SBS-CA1	-172.5

2023 FBC HVHZ

TABLE 7B: RECOVER APPLICATIONS SYSTEM TYPE A-1: BONDED INSULATION, BONDED ROOF COVER (BASE AND TOP LAYER INSULATION)*									
[A] The reported MDP documents the allowable maximum design pressure of the new insulation and roof cover when installed atop the substrate, irrespective of the deck type (See Note 1) or performance of the substrate (See Note 12). The deck and substrate shall be capable of resisting the project design pressure requirements, not to exceed the noted MDP, to the satisfaction of the Authority Having Jurisdiction.									
Sys No.	Substrate (Note 1, Note 12)	Base Insulation Layer		Top Insulation Layer		Roof Cover (Note 15)			MDP (psf)*[A]
		Type	Attach (Notes 6,7,8)	Type	Attach (Notes 6,7,8)	Base Ply	Ply	Cap Ply	
R-284.	Existing asphalt BUR	One or more layer(s), min. 0.5-inch EnergyGuard Polyiso Insulation, EnergyGuard RA or EnergyGuard Ultra Polyiso Insulation	OB500	Min. 0.25-inch DensDeck Prime or SECUROCK Gypsum-Fiber Roof Board	OB500	BP-AA or SBS-AA	(Optional) BP-AA or SBS-AA	SBS-CA1	-120.0
R-285.	Existing smooth APP or mineral surface cap	One or more layer(s), min. 0.5-inch EnergyGuard Polyiso Insulation, EnergyGuard RA or EnergyGuard Ultra Polyiso Insulation	OB500	Min. 0.25-inch DensDeck Prime	OB500	BP-AA or SBS-AA	(Optional) BP-AA or SBS-AA	SBS-CA1	-127.5
R-286.	Existing smooth APP	One or more layer(s), min. 0.5-inch EnergyGuard Polyiso Insulation, EnergyGuard RA or EnergyGuard Ultra Polyiso Insulation	OB500	Min. 0.25-inch SECUROCK Gypsum-Fiber Roof Board	OB500	BP-AA or SBS-AA	(Optional) BP-AA or SBS-AA	SBS-CA1	-165.0
R-287.	Existing mineral surface cap	One or more layer(s), min. 0.5-inch EnergyGuard Polyiso Insulation, EnergyGuard RA or EnergyGuard Ultra Polyiso Insulation	OB500	Min. 0.25-inch SECUROCK Gypsum-Fiber Roof Board	OB500	BP-AA or SBS-AA	(Optional) BP-AA or SBS-AA	SBS-CA1	-172.5
R-288.	Existing gravel-surfaced BUR, brushed/spudded and vacuumed to remove loose gravel	Min. 1.5-inch EnergyGuard Polyiso Insulation, EnergyGuard RA	OB500	Min. 0.25-inch DensDeck Prime or SECUROCK Gypsum-Fiber Roof Board	OB500	BP-AA or SBS-AA	(Optional) BP-AA or SBS-AA	SBS-CA1	-110.0
R-289.	Existing gravel-surfaced BUR, brushed/spudded and vacuumed to remove loose gravel	Min. 1.5-inch EnergyGuard Polyiso Insulation, EnergyGuard RA	OB500, 6-inch o.c.	Min. 0.25-inch DensDeck Prime	OB500	BP-AA or SBS-AA	(Optional) BP-AA or SBS-AA	SBS-CA1	-127.5
R-290.	Existing gravel-surfaced BUR, brushed/spudded and vacuumed to remove loose gravel	Min. 1.5-inch EnergyGuard Polyiso Insulation, EnergyGuard RA	OB500, 6-inch o.c.	Min. 0.25-inch SECUROCK Gypsum-Fiber Roof Board	OB500	BP-AA or SBS-AA	(Optional) BP-AA or SBS-AA	SBS-CA1	-157.5
R-291.	Existing gravel-surfaced BUR, brushed/spudded and vacuumed to remove loose gravel	Min. 1.5-inch EnergyGuard Polyiso Insulation, EnergyGuard RA	OB500, 4-inch o.c.	Min. 0.25-inch SECUROCK Gypsum-Fiber Roof Board	OB500	BP-AA or SBS-AA	(Optional) BP-AA or SBS-AA	SBS-CA1	-172.5

2023 FBC HVHZ