

PRODUCT EVALUATION REPORT

Mueller, Inc.

R or PBR Through Fastened Wall Panel over Open Framing

Florida Product Approval Number FL 2961.1

Category: Structural Components

Sub Category: Structural Wall

Compliance Method: 61G20-3.005 (1)(D)

NON-HVHZ

Product Manufacturer

Mueller, Inc.
1915 Hutchings Avenue
Ballinger, Texas 76821

Manufacturing Location

Mueller, Inc.
6914 Highway 2
Oak Grove, Louisiana 71263

Engineer Evaluator


R. Keith Joyce, P.E. Florida 59081

Validator

Dennis L. Johnson, P.E., Florida 54340
Florida C.O.A. 30308

Contents

Evaluation Report Pages 1-5 Dated 06-17-2021



Compliance Statement

The product described in this report has demonstrated compliance with the 2020 (7th Edition) Florida Building Code Sections 1404.5

Product Description

Mueller R or PBR Through Fastened structural panels applied over open framing:

1. PBR 26 Gauge
(0.0173 Sheet Thickness) with a minimum Fy = 80 ksi and Fu = 82 ksi 12-12 Fastener Spacing
2. PBR 26 Gauge
(0.0173 Sheet Thickness) with a minimum Fy = 80 ksi and Fu = 82 ksi 5-7-5 Fastener Spacing
3. PBR 24 Gauge
(0.0232 Sheet Thickness) with a minimum Fy = 50 ksi and Fu = 60 ksi 12-12 Fastener Spacing
4. PBR 24 Gauge
(0.0232 Sheet Thickness) with a minimum Fy = 50 ksi and Fu = 60 ksi 5-7-5 Fastener Spacing
5. PBR 22 Gauge
(0.0299 Sheet Thickness) with a minimum Fy = 50 ksi and Fu = 60 ksi 12-12 Fastener Spacing
6. PBR 22 Gauge
(0.0299 Sheet Thickness) with a minimum Fy = 50 ksi and Fu = 60 ksi 5-7-5 Fastener Spacing

Panel Material Standard

Formed steel in compliance with the 2020 (7th Edition) Florida Building Code Section 1405.2 with optional painted finish.

Panel Fastener

Corrosion Resistant #12 – 14 HWH SD as indicated in the **Load Tables** of this Evaluation Report

Substrate Description

Minimum 16 gauge (0.0596 steel thickness) open framing.

Framing must be designed in accordance with the 2020 (7th Edition) Florida Building Code

Quality Assurance Entity

The manufacturer has established compliance of products in accordance with the 2020 (7th Edition) Florida Building Code as relates to Rule 61G20-3.005(3) for manufacturing under a quality assurance program audited by an approved quality assurance entity.

Insulation

Manufacturer's approved products (optional)

Fire Classification

Fire Classification is outside the scope of this evaluation

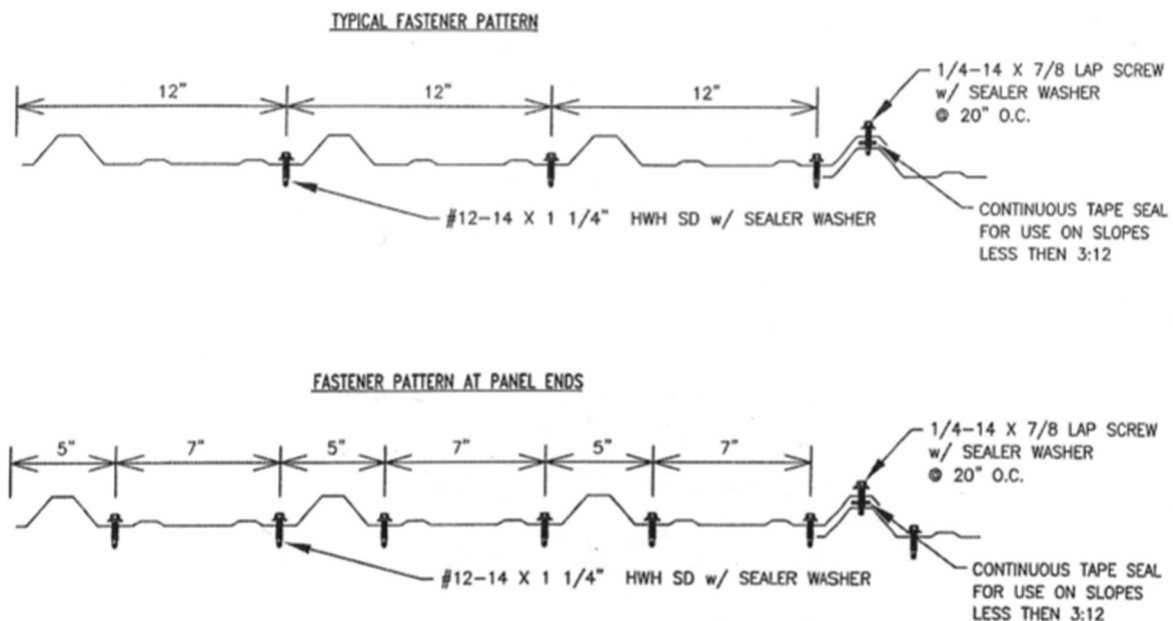
Shear Diaphragm

Shear Diaphragm is outside the scope of this evaluation

Design Procedure

Based on dimensions of the structure, appropriate wind loads are determined using chapter 16 of the 2020 (7th Edition) Florida Building Code for component loading of roof cladding. These component wind loads are compared to the allowable load listed in the **Load Tables** of this evaluation report. The design professional shall select appropriate fastener pattern and panel gauge to reference in the construction documents for proper installation. Design of support framing must be in compliance with the 2020 (7th Edition) Florida Building Code.

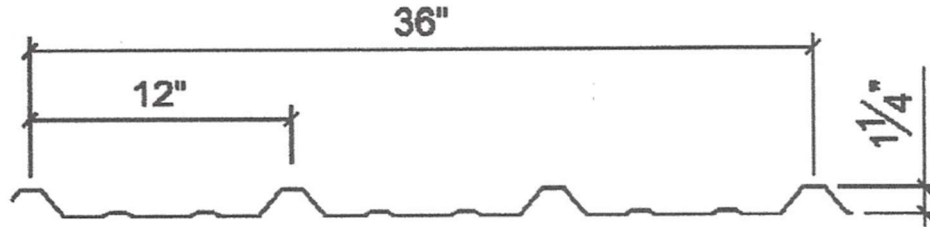
R or PBR Panel Fastener Diagram



Notes:

1. Fastener Pattern 5-7-5 is to be used at the ends of all panels
2. Fastener Pattern 12-12 and 5-7-5 are to be used at the intermediate supports as indicated in the span load tables to achieve the required uplift load capacity.

Mueller (PBR)



Mueller (PBR) Panel (26 Gauge)				Section Properties					
Panel Gauge	Fy	Fu	Weight	Negative Bending			Positive Bending		
	ksi	Ksi	Psf	I _{xe}	S _{xe}	Maxo	I _{xe}	S _{xe}	Maxo
				In ⁴	In ³	Kip-in	In ⁴	In ³	Kip-in
26	60*	61.5*	0.84	0.0353	0.0496	1.720	0.0400	0.0335	1.202
24	50	60	1.13	0.0516	0.0657	1.970	0.0623	0.0645	1.933
22	50	60	1.46	0.0700	0.0857	2.566	0.0866	0.0909	2.723

*= Fy is 80 ksi, Fu is 82 ksi reduced to Fy = 60 ksi and Fu = 61.5 ksi in accordance with the 2016 North American Specification for Cold-Formed Steel Structural Members Section A2.3.2.

Mueller, Inc.

PRODUCT INFORMATION

26 Ga PBR PANEL

26 gauge (Fy = 60 ksi) #12-14 Fasteners on 12" centers for attachment to all supporting members (16 gauge supporting members minimum)**

SPAN TYPE	LOAD TYPE	SPAN IN FEET								
		1.0	2.0	3.0	4.0	5.0	6.0	7.0	8.0	9.0
Single	Negative Wind Load	514.1	257.0	127.4	71.7	45.9	31.9	23.4	17.9	12.7
	Live Load/Deflection	118.5	59.3	39.5	29.6	23.7	19.8	16.4	12.5	9.9
2-Span	Negative Wind Load	205.6	102.8	68.5	48.3	31.3	21.9	16.2	12.4	9.8
	Live Load/Deflection	158.0	79.0	52.7	39.5	31.6	26.3	22.6	17.6	13.9
3-Span	Negative Wind Load	233.6	116.8	77.9	58.4	38.8	27.2	20.1	15.5	12.2
	Live Load/Deflection	148.2	74.1	49.4	37.0	29.6	24.7	21.2	18.5	15.5

26 gauge (Fy = 60 ksi) #12-14 Fasteners on 6" centers for attachment to all supporting members (16 gauge supporting members minimum)**

SPAN TYPE	LOAD TYPE	SPAN IN FEET								
		1.0	2.0	3.0	4.0	5.0	6.0	7.0	8.0	9.0
Single	Negative Wind Load	1028.2	286.7	127.4	71.7	45.9	31.9	23.4	17.9	12.7
	Live Load/Deflection	118.5	59.3	39.5	29.6	23.7	19.8	16.4	12.5	9.9
2-Span	Negative Wind Load	411.3	175.6	83.6	48.3	31.3	21.9	16.2	12.4	9.8
	Live Load/Deflection	158.0	79.0	52.7	39.5	31.6	26.3	22.6	17.6	13.9
3-Span	Negative Wind Load	467.3	209.1	101.9	59.5	38.8	27.2	20.1	15.5	12.2
	Live Load/Deflection	148.2	74.1	49.4	37.0	29.6	24.7	21.2	18.5	15.5

** = Fastener Diameter shall be 1/2" Minimum

Mueller, Inc.

PRODUCT INFORMATION

24 Ga PBR PANEL

24 gauge (Fy = 50 ksi) #12-14 Fasteners on 12" centers for attachment to all supporting members (16 gauge supporting members minimum)**										
SPAN TYPE	LOAD TYPE	SPAN IN FEET								
		1.0	2.0	3.0	4.0	5.0	6.0	7.0	8.0	9.0
Single	Negative Wind Load	514.1	257.0	145.9	82.1	52.5	36.5	26.8	20.5	16.2
	Live Load/Deflection	204.6	102.3	68.2	51.1	40.9	34.1	26.3	20.1	15.9
2-Span	Negative Wind Load	205.6	102.8	68.5	51.4	41.1	34.3	26.1	20.0	15.8
	Live Load/Deflection	272.7	136.4	90.9	68.2	51.7	36.1	26.6	20.4	16.1
3-Span	Negative Wind Load	233.6	116.8	77.9	58.4	46.7	38.9	32.5	24.9	19.7
	Live Load/Deflection	255.7	127.9	85.2	63.9	51.1	42.6	33.1	25.4	20.1

24 gauge (Fy = 50 ksi) #12-14 Fasteners on 6" centers for attachment to all supporting members (16 gauge supporting members minimum)**										
SPAN TYPE	LOAD TYPE	SPAN IN FEET								
		1.0	2.0	3.0	4.0	5.0	6.0	7.0	8.0	9.0
Single	Negative Wind Load	1028.2	328.3	145.9	82.1	52.5	36.5	26.8	20.5	16.2
	Live Load/Deflection	204.6	102.3	68.2	51.1	40.9	34.1	26.3	20.1	15.9
2-Span	Negative Wind Load	411.3	205.6	137.1	78.6	50.7	35.4	26.1	20.0	15.8
	Live Load/Deflection	272.7	136.4	90.9	68.2	51.7	36.1	26.6	20.4	16.1
3-Span	Negative Wind Load	467.3	233.6	155.8	97.2	63.0	44.0	32.5	24.9	19.7
	Live Load/Deflection	255.7	127.9	85.2	63.9	51.1	42.6	33.1	25.4	20.1

** = Fastener Washer Diameter shall be 1/2" Minimum

Mueller, Inc.

PRODUCT INFORMATION

22 Ga PBR PANEL

22 gauge (Fy = 50 ksi) #12-14 Fasteners on 12" centers for attachment to all supporting members (16 gauge supporting members minimum)**										
SPAN TYPE	LOAD TYPE	SPAN IN FEET								
		1.0	2.0	3.0	4.0	5.0	6.0	7.0	8.0	9.0
Single	Negative Wind Load	514.1	257.0	171.4	95.6	48.9	28.3	17.8	12.0	8.4
	Live Load/Deflection	449.8	224.9	149.9	112.4	60.6	35.1	22.1	14.8	10.4
2-Span	Negative Wind Load	205.6	102.8	68.5	51.4	41.1	34.3	29.4	25.7	20.2
	Live Load/Deflection	599.7	299.8	184.1	105.0	67.6	47.1	34.7	26.6	21.0
3-Span	Negative Wind Load	233.6	116.8	77.9	58.4	46.7	38.9	33.4	22.6	15.8
	Live Load/Deflection	562.2	281.1	187.4	130.2	84.1	58.7	41.7	27.9	19.6

22 gauge (Fy = 50 ksi) #12-14 Fasteners on 6" centers for attachment to all supporting members (16 gauge supporting members minimum)**										
SPAN TYPE	LOAD TYPE	SPAN IN FEET								
		1.0	2.0	3.0	4.0	5.0	6.0	7.0	8.0	9.0
Single	Negative Wind Load	1028.2	427.8	190.1	95.6	48.9	28.3	17.8	12.0	8.4
	Live Load/Deflection	449.8	224.9	149.9	112.4	60.6	35.1	22.1	14.8	10.4
2-Span	Negative Wind Load	411.3	205.6	137.1	102.8	71.7	50.0	36.8	28.2	20.2
	Live Load/Deflection	599.7	299.8	184.1	105.0	67.6	47.1	34.7	26.6	21.0
3-Span	Negative Wind Load	467.3	233.6	155.8	116.8	89.1	53.5	33.7	22.6	15.8
	Live Load/Deflection	562.2	281.1	187.4	130.2	84.1	58.7	41.7	27.9	19.6

** = Fastener Washer Diameter shall be 1/2" Minimum

Notes:

1. Allowable loads are based on uniform span length and uniformly distributed load.
2. Allowable gravity load is limited by bending, shear or deflection.
3. Allowable gravity loads are computed for a maximum total load deflection of L/60.
4. Weight of the panel must be included with gravity load combinations as appropriate.
5. This material is subject to change without notice
6. This material has been developed in accordance with the 2016 North American Specification for Cold-Formed Structural Steel Members.

The engineering data contained herein is for the express use of the customers of Mueller Inc. and qualified design professionals.