NEMO|etc.
Certificate of Authorization #32455
353 Christian Street, Unit #13
Oxford, CT 06478
(203) 262-9245

ENGINEER **TEST** **CONSULT**

P.E. EVALUATION REPORT (PEER)

GAF
1 Campus Drive
Parsippany, NJ 07054
(800) 766-3411

PEER-GAF-006.B.R18
FL20663-R27 (HVHZ)
Date of Issuance: 01/29/2021
Revision 18: 08/18/2026

SCOPE:
This P.E. Evaluation Report (henceforth 'PEER') is issued under **F.A.C. Rule 61G20-3** and the applicable rules and regulations governing the use of construction materials in the State of Florida. The documentation submitted has been reviewed by Robert Nieminen, P.E. for compliance with the **9th Edition (2026) Florida Building Code, High Velocity Hurricane Zone (HVHZ)** sections noted herein.

DESCRIPTION: GAF Liquid Applied Roof Systems (HVHZ)

LABELING: Labeling shall be in accordance with the requirements of the Accredited Quality Assurance Agency noted herein.

CONTINUED COMPLIANCE: This PEER is valid until such time as the named product(s) changes, the referenced Quality Assurance or production facility location(s) changes, or Code provisions that relate to the product(s) change. Acceptance of our PEERs by the named client constitutes agreement to notify NEMO ETC, LLC of any changes to the product(s), the Quality Assurance or the production facility location(s). NEMO ETC, LLC requires a complete review of its PEER relative to updated Code requirements with each Code Cycle. Reference is made to the NEMO|etc. Directory of P.E. Evaluations to ascertain the status and/or current version of this PEER. If the PEER is not listed at the Nemo Directory, then it is no longer valid.

ADVERTISEMENT: "NEMO P.E. Evaluated" may be displayed in advertising literature. If any portion of the PEER is displayed, then it shall be in its entirety.

INSPECTION: Upon request, a copy of this entire PEER shall be provided to the user by the manufacturer or its distributors and shall be available for inspection at the job site at the request of the Building Official.

This PEER consists of pages 1 through 5, plus 10-pages of Appendix.

Prepared by:

Digitally signed by Robert Nieminen
Date: 2026.08.18 '12:01:25 -04'00

This item has been digitally signed and sealed by Robert Nieminen, P.E.
Printed copies of this document are not considered signed and sealed, and the signature must be verified on any electronic copies.
Robert Nieminen, Florida P.E. 59166, FBC ANE1983
NEMO ETC, LLC, Florida CA #32455

ROBERT NIEMINEN
LICENSE
NO. 59166
STATE OF FLORIDA
PROFESSIONAL ENGINEER

CERTIFICATION OF INDEPENDENCE:

1. NEMO ETC, LLC does not have, nor does it intend to acquire or will it acquire, a financial interest in any company manufacturing or distributing products it evaluates.
2. NEMO ETC, LLC is not owned, operated or controlled by any company manufacturing or distributing products it evaluates.
3. Robert Nieminen, P.E. does not have nor will acquire, a financial interest in any company manufacturing or distributing products for which the PEERs are being issued.
4. Robert Nieminen, P.E. does not have, nor will acquire, a financial interest in any other entity involved in the approval process of the product.
5. This is a building code evaluation. Neither NEMO ETC, LLC nor Robert Nieminen, P.E. are, in any way, the Designer of Record for any project on which this PEER, or previous versions thereof, is/was used for permitting or design guidance unless retained specifically for that purpose.

©2018 NEMO ETC, LLC

2026 FBC HVHZ

ROOFING SYSTEMS EVALUATION:

1. SCOPE:

Product Category: Roofing
Sub-Category: Liquid Applied Roof Systems
Product Approval Method: Method 1, Option D: Codified Material, Evaluation by Engineer
Compliance Statement: **GAF Liquid Applied Roof Systems**, as produced by **GAF**, has demonstrated compliance with the following sections of the **9th Edition (2026) Florida Building Code, High Velocity Hurricane Zone (HVHZ)** through testing in accordance with the following Standards. Compliance is subject to the Installation Requirements and Limitations of Use set forth herein.

2. STANDARDS:

SECTION	PROPERTY	STANDARD
TAS 110	Resistance to Foot Traffic	TAS 114, Section 8.9
TAS 110	Wind resistance	TAS 114, Appendix C, D or J
TAS 110	Susceptibility to Hail Damage	TAS 114, Appendix F
TAS 110	Susceptibility to Leakage	TAS 114, Appendix G
TAS 110	Material standard	ASTM D6163, D6164, D6222
TAS 110	Material standard	ASTM D6083, D6694

3. REFERENCES:

ENTITY	EXAMINATION	REFERENCE	DATE
NEMO (TST6049)	ASTM D6083, Table 1 (IL)	4p-GAF-SSLAP-001.A	05/29/24
NEMO (TST6049)	Physical Properties	4j-GAF-SSUDL-004.A	11/19/24
NEMO	Various PPT	PEER-GAF-007.A&B	Current
PRI (TST 5878)	Physical Properties (AZ)	GAF-679-02-01	05/31/16
PRI (TST 5878)	Physical Properties (S-SC)	GAF-676-02-01	05/31/16
PRI (TST5878)	ASTM D6083, FIN (AZ)	376T0159	08/31/21
PRI (TST 5878)	ASTM D6083, Table 2 (IL)	743T0014	07/31/20
PRI (TST 5878)	PDS Verify	376T0340	10/28/22
PRI (TST 5878)	PDS Verify	376T0341	10/28/22
PRI (TST 5878)	ASTM D6694 (OH)	376T0425.1	04/02/24
ERD (TST6049)	TAS 114	4697-12-00-1	12/07/00
ERD (TST6049)	TAS 114	GAF-SC10845.04.16	04/26/16
FM (TST 1867)	FM 4470	3000150	09/01/99
FM (TST 1867)	FM 4470	3047636	08/08/13
FM (TST 1867)	FM 4470	RR204846	05/09/16
FM (TST1867)	FM 4474	PR457312	04/20/21
FM (TST1867)	FM 4474	PR460126	09/20/22
FM (TST1867)	FM 4474	RR241387	05/10/24
FM (TST1867)	FM 4474	PR468153	11/04/24
FM (TST1867)	FM 4470	PR469015	05/13/25
FM (TST1867)	FM 4470	PR469209	06/03/25
FM (TST1867)	FM 4470	PR471457	09/11/25
NEMO (TST6049)	FM 4474	4a-GAF-22-LSWUS-01.A	04/26/23
NEMO (TST6049)	FM 4474	4a-GAF-22-LSWUS-01.B	04/27/23
NEMO (TST6049)	Criticality	4i-GAF-SSCRT-001.A	05/29/24
NEMO (TST6049)	TAS 114	4a-GAF-SSWUS-001.A	07/24/24
NEMO (TST6049)	Criticality	4i-GAF-SSCRT-002.A	12/10/24
PRI (TST5878)	TAS 114	GAF-462-02-11	07/01/14
PRI (TST 5878)	TAS 114	QCP-018-02-01	10/16/14
PRI (TST5878)	TAS 114	376T0066	07/09/20
PRI (TST 5878)	TAS 114	376T0339	01/20/23
FM (CER1840)	TAS 114, Section 8.9	RoofNav Listings	Current
UL, LLC. (QUA9625)	Quality Control	Service confirmation	04/22/25
UL, LLC. (QUA9625)	Quality Control	Florida BCIS	Current

2026 FBC HVHZ

4. PRODUCT DESCRIPTION:

This PEER covers the **GAF Liquid Applied Roof Systems** applied to Approved substrates as outlined in the Limitations of Use herein. The following products make up the subject roof covers.

TABLE 1: EVALUATED COMPONENTS

TYPE	PRODUCT	MATERIAL STANDARD			PLANT(S)
		REFERENCE	TYPE	GRADE	
LIQUID APPLIED MEMBRANE COMPONENTS:	GAF Premium Acrylic HydroStop® Top Coat	ASTM D6083	I	N/A	AZ
	GAF Surface Seal SB Thermoplastic Rubber Coating	ASTM D6083	I	N/A	IL
	GAF High Solids Silicone Roof Coating	ASTM D6694	N/A	N/A	OH
	GAF Premium Acrylic HydroStop® Base Coat	N/A (not codified)	N/A	N/A	AZ
	GAF Premium Fabric				SC
SURFACING:	GAF TrafficCoat Pedestrian Surface Coating (Smooth or Textured)	N/A (not codified)	N/A	N/A	AZ
VAPOR BARRIER MEMBRANES:	GAFGLAS® #75 Base Sheet	ASTM D4601	II	N/A	AL, CA-F, GA-S
	Tri-Ply® #75 Base Sheet		II	N/A	AL, CA-F, GA-S
	GAFGLAS #80 Ultima Base Sheet		II	N/A	AL, GA-S
	GAFGLAS® Ply 4	ASTM D2178	IV	N/A	AL, CA-F, GA-S
	Tri-Ply Ply 4 Ply Sheet		IV	N/A	AL, CA-F, GA-S
	GAFGLAS® Ply 4 M		IV	N/A	AL
	GAFGLAS® FlexPly™ 6		VI	N/A	AL, GA-S
	GAFGLAS® FlexPly™ 6 M		VI	N/A	AL
	Ruberoid® 20 Smooth	ASTM D6163	I	S	AR
	Ruberoid® HW 20 Smooth		I	S	AR
	Ruberoid® HW 25 Smooth		I	S	GA-S
	Ruberoid® HW 30 Smooth		I	S	AR
	Ruberoid® 30 Granule		I	G	GA-S
	Ruberoid® HW Smooth	ASTM D6164	I	S	GA-S
	Ruberoid® Mop Smooth		I	S	GA-S
	Ruberoid® Mop Smooth 1.5		I	S	GA-S
	Ruberoid® Mop Plus Smooth		I	S	GA-S
	Liberty™ SBS Self-Adhering Cap Sheet		I	G	AR
	Ruberoid® HW Granule		I	G	GA-S
	Ruberoid® Mop Granule		I	G	CA-S, GA-S
	Ruberoid® HW Plus Granule		II	G	GA-S
	Ruberoid® Mop Plus Granule		II	G	GA-S
	Ruberoid® Torch Smooth	ASTM D6222	I	S	CA-S, GA-S, IN
	Ruberoid® Torch Granule		I	G	CA-S, GA-S, IN
	GAF SA Vapor Retarder XL and XL40	N/A	N/A	N/A	IN

2026 FBC HVHZ

5. LIMITATIONS:

5.1 This is a building code evaluation. Neither NEMO ETC, LLC nor Robert Nieminen, P.E. are, in any way, the Designer of Record for any project on which this PEER, or previous versions thereof, is/was used for permitting or design guidance. PEERs are not to be construed as representing any attributes not specifically listed, nor are PEERs to be construed as an endorsement of the subject, or a recommendation for its use. There is no warranty by NEMO ETC, LLC or Robert Nieminen, P.E., express or implied, as to any finding or other matter in this PEER, or as to any product covered by the PEER.

5.2 This PEER is exclusively for use in High Velocity Hurricane Zone jurisdictions, as defined in FBC Chapter 2 (Broward and Miami-Dade Counties).

5.3 The evaluation herein pertains to above-deck roof components; deck-attachment details pertain to 'as-tested' conditions under **Testing Application Standard TAS 114, Appendix J**. Roof decks shall be in accordance with **FBC HVHZ** requirements to the satisfaction of the Authority Having Jurisdiction.

5.4 This PEER does not include evaluation of fire classification. Refer to **FBC HVHZ 1516** for requirements and limitations regarding roof assembly fire classification. Refer to **FBC 2603** for requirements and limitations concerning the use of foam plastic insulation.

5.5 This PEER does not include evaluation of roof edge termination. Refer to **Roofing Application Standard RAS 111** for requirements and limitations regarding edge securement for low-slope roofs.

5.6 Refer to **FBC HVHZ 1521** for requirements and limitations regarding recover installations.

5.6.1 For mechanically attached components over existing roof decks, fasteners shall be tested in the existing deck for withdrawal resistance. A qualified design professional shall review the data for comparison to the minimum requirements for the system. Testing shall be in accordance with **Testing Application Standard TAS 105**.

5.6.2 For bonded insulation or membrane over existing substrates in a re-roof (tear off) or recover installation, the existing deck or existing roof surface shall be examined for compatibility with the adhesive to be installed. If any surface conditions exist that bring system performance into question, field uplift testing in accordance with **Testing Application Standard TAS 124** shall be conducted on mock-ups of the proposed new roof assembly.

5.6.3 For bonded insulation or membrane over existing substrates in a recover installation, the existing roof system shall be capable of resisting project design pressures on its own merit to the satisfaction of the Authority Having Jurisdiction, as documented through field uplift testing in accordance with **Testing Application Standard TAS 124**.

5.7 Refer to Appendix 1 for system attachment requirements for wind load resistance.

5.7.1 "MDP" = Maximum Design Pressure is the result of testing for wind load resistance based on allowable wind loads, and reflects the ultimate passing pressure divided by 2 (the 2 to 1 margin of safety per **Testing Application Standard TAS 114** has already been applied). Refer to **FBC HVHZ 1620** and **Roofing Application Standard RAS 128** for determination of design wind loads.

5.7.2 For mechanically attached components, the maximum design pressure for the selected assembly shall meet or exceed at least the Zone 1 PRIME design pressure determined in accordance with **FBC HVHZ 1620** or **Roofing Application Standard RAS 128**. Elevated pressure zones shall employ an attachment density designed by a qualified design professional to resist the elevated pressure criteria. Analysis shall be in accordance with **Roofing Application Standard RAS 117** or **RAS 137**. ***This extrapolation is not permitted for systems marked with an asterisk****.

5.7.3 For assemblies marked with an asterisk*, the maximum design pressure (MDP) limitation shall be applicable to all roof pressure zones. Rational analysis is not permitted.

5.8 <u>Corrosion Resistance – Saltwater Environments:</u>

Fasteners and connectors, if applicable, in areas within 3,000 feet of a saltwater coastline shall demonstrate compliance with FBC 1711 to the satisfaction of the Authority Having Jurisdiction.

2026 FBC HVHZ

5.9 All components in the roof assembly shall have quality assurance audit in accordance with **F.A.C. Rule 61G20-3**. Refer to the Product Approval of the component manufacturer for components listed in Appendix 1 that are produced by a Product Manufacturer other than the report holder on Page 1 of this PEER, or are not referenced in Section 4.

6. INSTALLATION:

GAF Liquid Applied Roof Systems shall be installed in accordance with **GAF** current, published installation instructions, subject to the Limitations of Use noted herein.

7. BUILDING PERMIT REQUIREMENTS:

As required by the Building Official or Authority Having Jurisdiction to properly evaluate the installation of this product.

8. MANUFACTURING PLANTS:

Contact the named QA entity for manufacturing facilities covered by **F.A.C. Rule 61G20-3** QA requirements. Refer to Section 4 herein for products and production locations having met codified material standards.

9. QUALITY ASSURANCE ENTITY:

UL (QUA9625): (360) 817-5512; bsai.inspections@ul.com

- THE 10-PAGES THAT FOLLOW FORM PART OF THIS PEER -

2026 FBC HVHZ

Appendix 1: Attachment Requirements for Wind Uplift Resistance

Table	Deck	Application	Type	Description	Page
1A	Wood	New, Reroof (Tear-Off) or Recover	B-1	Mech. Attached Base Insulation, Bonded Top Insulation, Bonded Roof Cover	6
1B	Wood	New, Reroof (Tear-Off) or Recover	C-1	Mechanically Attached Insulation, Liquid Applied Roof System	7
2A	Structural concrete	New or Reroof (Tear-Off)	A-1	Bonded Insulation, Liquid Applied Roof System	8
2B	Structural concrete	New or Reroof (Tear-Off)	F	Non-Insulated, Liquid Applied Roof System	10

The following notes apply to the systems outlined herein:

1 The roof system evaluation herein pertains to above-deck roof components. Roof decks and structural members shall be in accordance with FBC HVHZ requirements to the satisfaction of the Authority Having Jurisdiction. Deck-attachment details pertain to 'as-tested' conditions under Testing Application Standard TAS 114, Appendix J.

2 Unless otherwise noted, fasteners and stress plates shall be as follows. Fasteners shall be of sufficient length for the following engagements:

Fastener/Plate Options				
Deck Type	By	Parts		Minimum Engagement
		Loose Parts	Pre-assembled Parts	
Wood	GAF	Drill-Tec #12 Fastener, Drill-Tec #12 DP Fastener, Drill-Tec #12 DPH Fastener, Drill-Tec #14 Fastener or Drill-Tec #14 HD Fastener with Drill-Tec 3" Standard Steel Plate, Drill-Tec 3" Steel Plate, Drill-Tec AccuTrac Flat Plate, Drill-Tec AccuTrac Recessed Plate (insulation only), Drill-Tec 3" Flat Steel Plate or Drill-Tec 3" Recessed Steel Plate	Drill-Tec 3" ASAP Flat, Drill-Tec 3" ASAP Recessed, Drill-Tec ASAP 3S or Drill-Tec Heavy Duty ASAP Roofing Fastener Assembled with a 3" Metal Plate	Minimum ¾-inch plywood penetration or minimum 1-inch wood plank embedment

3 RESERVED

4 RESERVED

5 RESERVED

6 Unless otherwise noted, insulation adhesive application rates are as follows.
- ✓ Ribbon or bead width is at the time of application; the ribbons/beads shall expand as noted in the manufacturer's published instructions.
- ✓ When multiple layers(s) of insulation and/or coverboard are installed in ribbon-applied adhesive, board joints shall be staggered.
- ✓ The maximum edge distance from the adhesive ribbon to the edge of the insulation board shall be not less than one-half the specified ribbons spacing.

Insulation Adhesive References				
By	Adhesive	Reference	FBC HVHZ File	Minimum Rate
GAF	GAF LRF Adhesive M	'LRF-M'	23-0802.14	Continuous 0.75 to 1-inch ribbons, 12-inch o.c.
GAF	GAF LRF Adhesive M Canister	'LRF-M Canister'	N/A	Continuous 1 to 1.5-inch ribbons, 12-inch o.c.
GAF	GAF LRF Adhesive XF	'LRF-XF'	N/A	Continuous 0.75 to 1-inch ribbons, 12-inch o.c.
OMG, Inc.	OlyBond 500 Adhesive Fastener	'OB500'	24-0422.18	Continuous 0.75-inch wide ribbons, 12-inch o.c. (PaceCart, SpotShot or Canister)

2026 FBC HVHZ

7 Unless otherwise noted, all insulations are flat-stock or taper board of the minimum thickness noted. Tapered polyisocyanurate at the following thickness limitations may be substituted with the following Maximum Design Pressure (MDP) limitations. In no case shall these values be used to 'increase' the MDP listings in the tables; rather if MDP listing below meets or exceeds that listed for a particular system in the tables, then the thinner board listed below may be used as a drop-in for the equivalent thicker material listed in the table.

MDP Limitations for Tapered Polyisocyanurate Insulations				
Adhesive	Insulation		Min. Tapered Thickness (in)	MDP (psf)
	Listed Product	FBC File or NOA		
LRF-M	EnergyGuard Polyiso Insulation, EnergyGuard Ultra Polyiso Insulation	24-1114.02	0.5	-232.5
LRF-XF	EnergyGuard Polyiso Insulation, EnergyGuard Ultra Polyiso Insulation	24-1114.02	0.5	-292.5
LRF-XF	EnergyGuard RA	25-0123.02	0.5	-487.5
OB500	EnergyGuard Polyiso Insulation, EnergyGuard Ultra Polyiso Insulation	24-1114.02	0.5	-292.5
OB500	EnergyGuard RA	25-0123.02	0.5	-487.5
Hot asphalt	Any EnergyGuard polyisocyanurate listed with adhesive herein	Various	0.5	-240.0

8 Bonded polyisocyanurate insulation boards shall be maximum 4 x 4 ft.

9 For mechanically attached components, the maximum design pressure for the selected assembly shall meet or exceed at least the Zone 1 PRIME design pressure determined in accordance with FBC HVHZ 1620 or Roofing Application Standard RAS 128. Elevated pressure zones shall employ an attachment density designed by a qualified design professional to resist the elevated pressure criteria in accordance with Roofing Application Standard RAS 117 or RAS 137. *This extrapolation is not permitted for systems marked with an asterisk*

10 For assemblies marked with an asterisk*, the maximum design pressure for the selected assembly shall meet or exceed critical design pressure determined in accordance with FBC Chapter 16. No rational analysis is permitted for these systems.

11 For mechanically attached components over existing decks, fasteners shall be tested in the existing deck for withdrawal resistance in accordance with Testing Application Standard TAS 105. A qualified design professional shall review the data for comparison to the minimum requirements for the system. Should the fastener resistance be less than that required, a revised fastener spacing – prepared, signed and sealed by a qualified design professional in accordance with Roofing Application Standard RAS 117 or RAS 137 – may be submitted to the Building Official for review and acceptance.

12 RESERVED

13 RESERVED

14 RESERVED

15 For bonded membrane applications, unless otherwise noted, refer to the following.

Membrane / Adhesive Combinations Roof Covers			
Reference	Layer	Material	Application
GAF Premium Acrylic HydroStop:	Joint Treatment:	Top Insulation Layer if no Base Ply is installed: GAF Premium Acrylic HydroStop Base Coat is brush applied over all top-layer insulation joints at 6-inch width at a rate of 1.25 gal./square, centered about each joint. 6-inch wide GAF Premium Fabric is embedded in the wet GAF Premium Acrylic HydroStop Base Coat. The fabric is then saturated with additional GAF Premium Acrylic HydroStop Base Coat brush applied at 1.25 gal/square.	
GAF Premium Acrylic HydroStop Base Coat System:	LARS:	GAF Premium Acrylic HydroStop Base Coat is brush applied at a minimum rate of 1.25 gal./square. GAF Premium Fabric is embedded in the wet GAF Premium Acrylic HydroStop Base Coat with 4 in. wide seams, and is saturated with additional GAF Premium Acrylic HydroStop Base Coat brush applied at a minimum rate of 1.25 gal./square.	

2026 FBC HVHZ

Membrane / Adhesive Combinations Roof Covers			
Reference	**Layer**	**Material**	**Application**
GAF Premium Acrylic HydroStop System:	LARS:	Base Coat: GAF Premium Acrylic HydroStop Base Coat is brush applied at a minimum rate of 1.25 gal./square. GAF Premium Fabric is embedded in the wet GAF Premium Acrylic HydroStop Base Coat with 4 in. wide seams and is saturated with additional GAF Premium Acrylic HydroStop Base Coat brush applied at a minimum rate of 1.25 gal./square. Top Coat: Two (2) or more coats of GAF Premium Acrylic HydroStop Top Coat are applied at a minimum rate of 0.75 gal./square per coat.	
	Surfacing:	(Optional) GAF TrafficCoat Pedestrian Surface Coating (Smooth or Textured) applied per GAF published installation instructions.	
GAF High Solids Silicone Roof Coating	Top Coat:	2.0 gal/sq.	
GAF Bleed-Block Asphalt Primer System	LARS:	GAF Bleed-Block Asphalt Primer Base Coat is brush applied at a rate of 1.25 gal/sq. GAF Premium Fabric is embedded in the wet GAF Bleed-Block Asphalt Primer Base Coat with 4 in. wide seams, and is saturated with additional GAF Bleed-Block Asphalt Primer Base Coat brush applied at a minimum rate of 1.25 gal/sq.	
GAF Surface Seal SB Thermoplastic Rubber Coating	LARS:	Two (2) coats at 1.5 gal./square per coat. Consult GAF for allowable cure-time between coats.	

Membrane / Adhesive Combinations Vapor Barriers		
Reference	**Material**	**Application**
VB-APP-TA (smooth)	Ruberoid Torch Smooth	Torch-applied
VB-APP-TA (granule)	Ruberoid Torch Granule	Torch-applied
VB-BP1-AA	One or more GAFGLAS #75 Base Sheet, Tri-Ply #75 Base Sheet, GAFGLAS #80 Ultima Base Sheet	Hot asphalt at 25 lbs/square.
VB-BP2-AA	One or two plies, GAFGLAS Ply 4, GAFGLAS Ply 4 M, Tri-Ply Ply 4 Ply Sheet, GAFGLAS FlexPly 6 or GAFGLAS FlexPly 6 M	Hot asphalt at 25 lbs/square.
VB-SBS-AA	Ruberoid 20 Smooth, Ruberoid Mop Smooth, Ruberoid Mop Smooth 1.5, Ruberoid Mop Plus Smooth, Ruberoid 30 Granule or Ruberoid Mop Granule, Ruberoid Mop Plus Granule	Hot asphalt at 25 lbs/square.
VB-SBS-CA	Ruberoid 20 Smooth, Ruberoid Mop Smooth, Ruberoid Mop Smooth 1.5, Ruberoid Mop Plus Smooth, Ruberoid 30 Granule or Ruberoid Mop Granule, Ruberoid Mop Plus Granule	Matrix 102 SBS Membrane Adhesive at 1.5 gal/sq.
VB-SBS-SA	Liberty SBS Self-Adhering Cap Sheet	Self-adhering
VB-SBS-TA	Ruberoid HW 20 Smooth, Ruberoid HW 25 Smooth, Ruberoid HW 30 Smooth, Ruberoid HW Smooth, Ruberoid HW Granule or Ruberoid HW Plus Granule	Torch-applied

16 **Thermal Barrier and/or Vapor Barrier Options:**

16A Structural Concrete Decks: The lesser of the MDP listings below vs. that for the selected assembly applies.

Structural Concrete Deck: Vapor Barrier followed by Adhered Insulation					
Option #	**Primer**	**Vapor Barrier (Note 15)**		**Insulation Adhesive per Table 2A**	**MDP (psf)**
		Type	**Application**		
C-VB-1.	Matrix 307 Premium Asphalt Primer or ASTM D41 primer	VB-APP-TA (granule)	Torch-applied	Hot asphalt	-225.0
C-VB-2.	Matrix 307 Premium Asphalt Primer or ASTM D41 primer	VB-BP-AA1	Hot asphalt applied	Hot asphalt	-360.0
C-VB-3.	Matrix 307 Premium Asphalt Primer or ASTM D41 primer	VB-BP2-AA or VB-SBS-AA	Hot asphalt applied	Hot asphalt	-495.0
C-VB-4.	None	GAF SA Vapor Retarder XL	Self-adhering	LRF-M, 12-inch o.c.	-180.0
C-VB-5.	Matrix 307 Premium Asphalt Primer or ASTM D41 primer	VB-APP-TA (granule), VB-SBS-AA, VB-SBS-CA, VB-SBS-SA or VB-SBS-TA	See Note 15	LRF-M, 12-inch o.c.	-180.0
C-VB-6.	GAF SA Primer	GAF SA Vapor Retarder	Self-adhering	LRF-M, 12-inch o.c.	-202.5
C-VB-7.	Matrix 307 Premium Asphalt Primer or ASTM D41 primer	VB-BP1-AA, VB-BP2-AA or VB-SBS-AA	Hot asphalt applied	LRF-M, 12-inch o.c.	-495.0
C-VB-8.	Matrix 307 Premium Asphalt Primer or ASTM D41 primer	VB-APP-TA (granule)	Torch-applied	LRF-XF, 12-inch o.c.	-169.0
C-VB-9.	None	GAF SA Vapor Retarder XL	Self-adhering	LRF-XF 12-inch o.c.	-180.0
C-VB-10.	Matrix 307 Premium Asphalt Primer or ASTM D41 primer	VB-APP-TA (granule), VB-SBS-AA, VB-SBS-CA, VB-SBS-SA or VB-SBS-TA	See Note 15	LRF-XF, 12-inch o.c.	-180.0

Structural Concrete Deck: Vapor Barrier followed by Adhered Insulation					
Option #	Primer	Vapor Barrier (Note 15)		Insulation Adhesive per Table 2A	MDP (psf)
		Type	Application		
C-VB-11.	GAF SA Primer	GAF SA Vapor Retarder	Self-adhering	LRF-XF, 12-inch o.c.	-202.5
C-VB-12.	Matrix 307 Premium Asphalt Primer or ASTM D41 primer	VB-SBS-SA	Self-adhering	LRF-XF, 12-inch o.c.	-250.0
C-VB-13.	Matrix 307 Premium Asphalt Primer or ASTM D41 primer	VB-BP1-AA, VB-BP2-AA or VB-SBS-AA	Hot asphalt applied	LRF-XF, 12-inch o.c.	-262.5
C-VB-14.	Matrix 307 Premium Asphalt Primer or ASTM D41 primer	Ruberoid 30	Hot asphalt applied	LRF-XF, 12-inch o.c.	-270.0
C-VB-15.	Matrix 307 Premium Asphalt Primer or ASTM D41 primer	VB-APP-TA (smooth)	Torch-applied	OB500, 12-inch o.c.	-165.0
C-VB-16.	None	GAF SA Vapor Retarder XL	Self-adhering	OB500, 12-inch o.c.	-180.0
C-VB-17.	Matrix 307 Premium Asphalt Primer or ASTM D41 primer	VB-SBS-AA, VB-SBS-CA, VB-SBS-SA or VB-SBS-TA	See Note 15	OB500, 12-inch o.c.	-180.0
C-VB-18.	Matrix 307 Premium Asphalt Primer or ASTM D41 primer	VB-SBS-SA	Self-adhering	OB500, 12-inch o.c.	-187.5
C-VB-19.	Matrix 307 Premium Asphalt Primer or ASTM D41 primer	Ruberoid 20 Smooth	Matrix 102 SBS Membrane Adhesive at 1.5 gal/square	OB500, 12-inch o.c.	-202.5
C-VB-20.	GAF SA Primer	GAF SA Vapor Retarder	Self-adhering	OB500, 12-inch o.c.	-202.5
C-VB-21.	Matrix 307 Premium Asphalt Primer or ASTM D41 primer	VB-APP-TA (granule)	Torch-applied	OB500, 12-inch o.c.	-225.0
C-VB-22.	Matrix 307 Premium Asphalt Primer or ASTM D41 primer	Ruberoid HW Smooth	Torch-applied	OB500, 12-inch o.c.	-232.5
C-VB-23.	Matrix 307 Premium Asphalt Primer or ASTM D41 primer	VB-BP1-AA, VB-BP2-AA or VB-SBS-AA	Hot asphalt applied	OB500, 12-inch o.c.	-352.5

17 Insulation Attachment:

17A Unless otherwise noted, insulation may be any one layer or combination of FBC Approved (Local or Statewide) board(s) that meet FBC HVHZ 1516 and, for foam plastic, FBC Chapter 26, when installed with the roof cover.

17B For System Types B-1, C-1 or C-2, optional one or more layer(s) of FBC HVHZ Approved board-stock roof insulation may be installed atop the substrate prior to mechanical attachment of the subsequent top layer, with no adverse effect on the MDP performance limitation.

17C Unless otherwise noted, insulation or coverboard attachment patterns for Type B-1 systems are as outlined below.

Insulation Attachment Patterns – 4x4 ft Boards

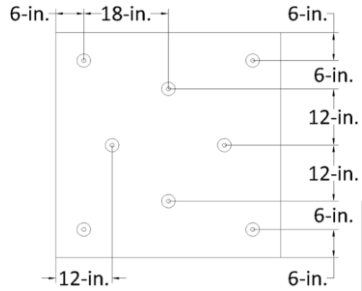

1 per 2.0 ft² (8 per board)

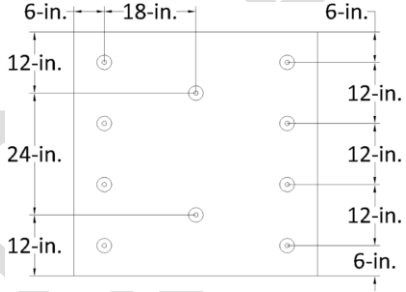

1 per 1.6 ft² (10 per board)

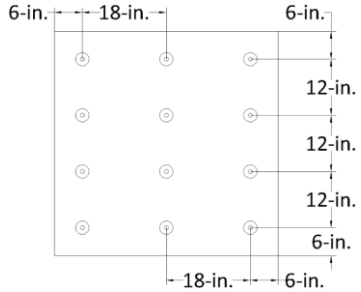

1 per 1.3 ft² (12 per board)

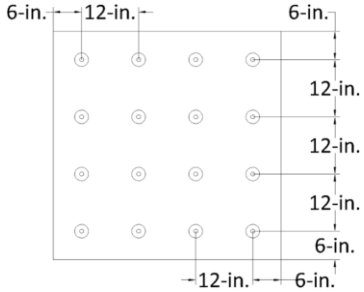

1 per 1.0 ft² (16 per board)

2026 FBC HVHZ

INSULATION ATTACHMENT PATTERNS – 4X8 FT BOARDS			
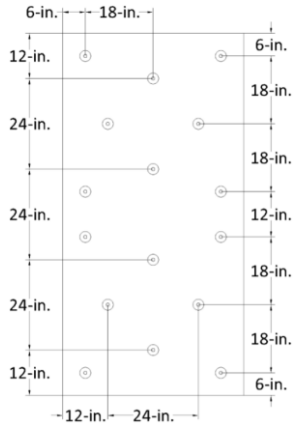	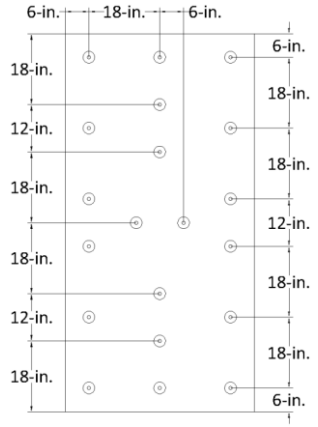		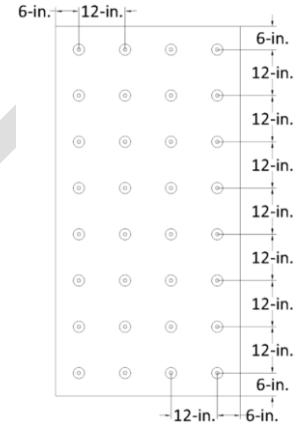
1 per 2.0 ft² (16 per board)	**1 per 1.6 ft² (20 per board)**	**1 per 1.3 ft² (24 per board)**	**1 per 1.0 ft² (32 per board)**

18 "MDP" = Maximum Design Pressure is the result of testing for wind load resistance based on allowable wind loads. Refer to FBC (HVHZ) 1620 and Roofing Application Standard RAS 128 for determination of design wind loads. **(Notes 9 and 10)**

2026 FBC - HVHZ

TABLE 1A: WOOD DECKS - NEW CONSTRUCTION, REROOF (TEAR-OFF) OR RECOVER SYSTEM TYPE B-1: MECHANICALLY ATTACHED BASE INSULATION, BONDED TOP INSULATION, LIQUID APPLIED ROOF SYSTEM									
System No.	Deck (Note 1)	Base Insulation Layer			Top Insulation Layer		Roof Cover (Note 15)		MDP (psf)
		Type	Fasteners (Note 2, Note 11)	Attach (Note 17)	Type	Attach (Notes 6,7,8)	Joint Treatment	LARS	
GAF PREMIUM ACRYLIC HYDROSTOP SYSTEM:									
W-1.	Min. 19/32-inch plywood or 1-inch wood plank; 2 ft span; 8d ring shank nails 6" o.c.	Min 2-inch EnergyGuard Polyiso Insulation	Note 2 (#14 Fastener only)	1 per 2.0 ft^2	Min. 0.25-inch SECUROCK Gypsum-Fiber Roof Board	LRF-M, LRF-XF or OB500	GAF Premium Acrylic HydroStop Insulation Joint Treatment	GAF Premium Acrylic HydroStop System	-52.5
W-2.	Min. 19/32-inch plywood or 1-inch wood plank; 2 ft span; blocked 4 ft o.c.; 8d ring shank nails 6" o.c.	Min. 1.5-inch EnergyGuard Polyiso Insulation	Note 2 (#14 Fastener only)	1 per 1.6 ft^2	Min. 0.25-inch DensDeck Prime	LRF-M, LRF-XF or OB500	GAF Premium Acrylic HydroStop Insulation Joint Treatment	GAF Premium Acrylic HydroStop System	-60.0
W-3.	Min. 19/32-inch plywood or 1-inch wood plank; 2 ft span; blocked 4 ft o.c.; 8d ring shank nails 6" o.c.	Min. 1-inch EnergyGuard Polyiso Insulation	Note 2 (#14 Fastener only)	1 per 1.3 ft^2	Min. 0.25-inch SECUROCK Gypsum-Fiber Roof Board	LRF-M, LRF-XF or OB500	GAF Premium Acrylic HydroStop Insulation Joint Treatment	GAF Premium Acrylic HydroStop System	-82.5
W-4.	Min. 19/32-inch plywood or 1-inch wood plank; 2 ft span; blocked 4 ft o.c.; 8d ring shank nails 3" o.c.	Min. 3-inch EnergyGuard Polyiso Insulation	Note 2 (#14 Fastener only)	1 per 1.0 ft^2	Min. 0.25-inch SECUROCK Gypsum-Fiber Roof Board	LRF-M, LRF-XF or OB500, 6-inch o.c.	GAF Premium Acrylic HydroStop Insulation Joint Treatment	GAF Premium Acrylic HydroStop System	-135.0
GAF SURFACE SEAL SB THERMOPLASTIC RUBBER COATING:									
W-5.	Min. 19/32-inch plywood or 1-inch wood plank; 2 ft span; 8d ring shank nails 6" o.c.	Min 2-inch EnergyGuard Polyiso Insulation	Note 2 (#14 Fastener only)	1 per 2.0 ft^2	Min. 0.25-inch SECUROCK Gypsum-Fiber Roof Board	LRF-M, LRF-XF or OB500	GAF Surface Seal SB Thermoplastic Rubber Coating		-52.5
W-6.	Min. 19/32-inch plywood or 1-inch wood plank; 2 ft span; blocked 4 ft o.c.; 8d ring shank nails 6" o.c.	Min. 1.5-inch EnergyGuard Polyiso Insulation	Note 2 (#14 Fastener only)	1 per 1.6 ft^2	Min. 0.25-inch DensDeck Prime	LRF-M, LRF-XF or OB500	GAF Surface Seal SB Thermoplastic Rubber Coating		-60.0
W-7.	Min. 19/32-inch plywood or 1-inch wood plank; 2 ft span; blocked 4 ft o.c.; 8d ring shank nails 6" o.c.	Min. 1-inch EnergyGuard Polyiso Insulation	Note 2 (#14 Fastener only)	1 per 1.3 ft^2	Min. 0.25-inch SECUROCK Gypsum-Fiber Roof Board	LRF-M, LRF-XF or OB500	GAF Surface Seal SB Thermoplastic Rubber Coating		-82.5
W-8.	Min. 19/32-inch plywood or 1-inch wood plank; 2 ft span; blocked 4 ft o.c.; 8d ring shank nails 3" o.c.	Min. 3-inch EnergyGuard Polyiso Insulation	Note 2 (#14 Fastener only)	1 per 1.0 ft^2	Min. 0.25-inch SECUROCK Gypsum-Fiber Roof Board	LRF-M, LRF-XF or OB500, 6-inch o.c.	GAF Surface Seal SB Thermoplastic Rubber Coating		-135.0

2026 FBC HVHZ

TABLE 1B: WOOD DECKS – NEW CONSTRUCTION, REROOF (TEAR-OFF) OR RECOVER SYSTEM TYPE C-1: MECHANICALLY ATTACHED INSULATION, LIQUID APPLIED ROOF SYSTEM								
System No.	Deck (Note 1)	Base Insulation and/or Thermal Barrier Layer(s) (Note 13)	Top Insulation Layer			Roof Cover (Note 15)		MDP (psf)
			Type	Fasteners (Note 2, Note 11)	Attach (Note 17)	Joint Treatment	LARS	
GAF PREMIUM ACRYLIC HYDROSTOP SYSTEM:								
W-9.	Min. 19/32-inch plywood; 2 ft span; 8d ring shank nails, 6" o.c.	(Optional) One or more layers, any combination, loose laid	Min. 0.25-inch DensDeck	Drill-Tec #12 or #14 Fastener with Drill-Tec 3" Standard Steel Plate	1 per 1.3 ft^2	GAF Premium Acrylic HydroStop Insulation Joint Treatment	GAF Premium Acrylic HydroStop System	-60.0
W-10.	Min. 15/32-inch plywood; 2 ft span; 8d ring shank nails, 6" o.c.	(Optional) One or more layers, any combination, loose laid	Min. 0.25-inch DensDeck Prime	Drill-Tec #12 or #14 Fastener with Drill-Tec 3" Standard Steel Plate	1 per 1.3 ft^2	GAF Premium Acrylic HydroStop Insulation Joint Treatment	GAF Premium Acrylic HydroStop System	-67.5
GAF SURFACE SEAL SB THERMOPLASTIC RUBBER COATING:								
W-11.	Min. 15/32-inch plywood; 2 ft span; 8d ring shank nails, 6" o.c.	(Optional) One or more layers, any combination, loose laid	Min. 0.25-inch DensDeck Prime	Drill-Tec #12 or #14 Fastener with Drill-Tec 3" Standard Steel Plate	1 per 1.3 ft^2	GAF Surface Seal SB Thermoplastic Rubber Coating		-67.5

2026 FBC HVHZ

TABLE 2A: CONCRETE DECKS – NEW CONSTRUCTION OR REROOF (TEAR-OFF) SYSTEM TYPE A-1: BONDED INSULATION, LIQUID APPLIED ROOF SYSTEM REFER TO NOTE 16 FOR VAPOR BARRIER OPTIONS								
System No.	Deck (Note 1)	Base Insulation Layer		Top Insulation Layer		Roof Cover (Note 15)		MDP (psf)*
		Type	Attach (Notes 6,7,8)	Type	Attach (Notes 6,7,8)	Joint/Lap Treatment	LARS	
GAF PREMIUM ACRYLIC HYDROSTOP SYSTEM:								
C-1	Structural concrete	One or more layer(s), min. 0.5-inch EnergyGuard Polyiso Insulation, EnergyGuard RA or EnergyGuard Ultra Polyiso Insulation	LRF-M	Min. 0.25-inch DensDeck Prime or SECUROCK Gypsum-Fiber Roof Board	LRF-M	GAF Premium Acrylic HydroStop Insulation Joint Treatment	GAF Premium Acrylic HydroStop System	-180.0
C-2	Structural concrete	Min. 1-inch EnergyGuard Polyiso Insulation	LRF-M	Min. 0.25-inch SECUROCK Gypsum-Fiber Roof Board	LRF-M	GAF Premium Acrylic HydroStop Insulation Joint Treatment	GAF Premium Acrylic HydroStop System	-247.5
C-3	Structural concrete	Min. 1-inch EnergyGuard Polyiso Insulation	LRF-M	Min. 0.25-inch DensDeck Prime	LRF-M	GAF Premium Acrylic HydroStop Insulation Joint Treatment	GAF Premium Acrylic HydroStop System	-270.0
C-4	Structural concrete	Min. 1-inch EnergyGuard Polyiso Insulation	LRF-M, 6-inch o.c.	Min. 0.25-inch DensDeck Prime or SECUROCK Gypsum-Fiber Roof Board	LRF-M, 6-inch o.c.	GAF Premium Acrylic HydroStop Insulation Joint Treatment	GAF Premium Acrylic HydroStop System	-510.0
C-5	Structural concrete	One or more layer(s), min. 0.5-inch EnergyGuard Polyiso Insulation, EnergyGuard RA or EnergyGuard Ultra Polyiso Insulation	LRF-M Canister	Min. 0.25-inch DensDeck Prime or SECUROCK Gypsum-Fiber Roof Board	LRF-M Canister	GAF Premium Acrylic HydroStop Insulation Joint Treatment	GAF Premium Acrylic HydroStop System	-180.0
C-6	Structural concrete	Min. 1.5-inch EnergyGuard Polyiso Insulation	LRF-M Canister	(Optional) Additional layer(s) base insulation	LRF-M Canister	GAF Premium Acrylic HydroStop Insulation Joint Treatment	GAF Premium Acrylic HydroStop System	-222.5
C-7	Structural concrete	(Optional) Min. 1.5-inch EnergyGuard Polyiso Insulation	LRF-M Canister	Min. 0.25-inch DensDeck Prime or SECUROCK Gypsum-Fiber Roof Board	LRF-M Canister	GAF Premium Acrylic HydroStop Insulation Joint Treatment	GAF Premium Acrylic HydroStop System	-247.5
C-8	Structural concrete	Min. 0.25-inch SECUROCK Gypsum-Fiber Roof Board	LRF-M Canister	None	N/A	GAF Premium Acrylic HydroStop Insulation Joint Treatment	GAF Premium Acrylic HydroStop System	-375.0
C-9	Structural concrete	One or more layer(s), min. 0.5-inch EnergyGuard Polyiso Insulation, EnergyGuard RA or EnergyGuard Ultra Polyiso Insulation	LRF-XF	Min. 0.25-inch DensDeck Prime or SECUROCK Gypsum-Fiber Roof Board	LRF-XF	GAF Premium Acrylic HydroStop Insulation Joint Treatment	GAF Premium Acrylic HydroStop System	-180.0
C-10	Structural concrete	Min. 1-inch EnergyGuard Polyiso Insulation	LRF-XF	Min. 0.25-inch SECUROCK Gypsum-Fiber Roof Board	LRF-XF	GAF Premium Acrylic HydroStop Insulation Joint Treatment	GAF Premium Acrylic HydroStop System	-247.5
C-11	Structural concrete	Min. 1-inch EnergyGuard Polyiso Insulation	LRF-XF	Min. 0.25-inch DensDeck Prime	LRF-XF	GAF Premium Acrylic HydroStop Insulation Joint Treatment	GAF Premium Acrylic HydroStop System	-270.0
C-12	Structural concrete	Min. 1-inch EnergyGuard Polyiso Insulation	LRF-XF, 6-inch o.c.	Min. 0.25-inch DensDeck Prime or SECUROCK Gypsum-Fiber Roof Board	LRF-XF, 6-inch o.c.	GAF Premium Acrylic HydroStop Insulation Joint Treatment	GAF Premium Acrylic HydroStop System	-510.0

2026 FBC HVHZ

TABLE 2A: CONCRETE DECKS – NEW CONSTRUCTION OR REROOF (TEAR-OFF) SYSTEM TYPE A-1: BONDED INSULATION, LIQUID APPLIED ROOF SYSTEM REFER TO NOTE 16 FOR VAPOR BARRIER OPTIONS								
System No.	Deck (Note 1)	Base Insulation Layer		Top Insulation Layer		Roof Cover (Note 15)		MDP (psf)*
		Type	Attach (Notes 6,7,8)	Type	Attach (Notes 6,7,8)	Joint/Lap Treatment	LARS	
C-13	Structural concrete	One or more layer(s), min. 0.5-inch EnergyGuard Polyiso Insulation, EnergyGuard RA or EnergyGuard Ultra Polyiso Insulation	OB500	Min. 0.25-inch DensDeck	OB500	GAF Premium Acrylic HydroStop Insulation Joint Treatment	GAF Premium Acrylic HydroStop System	-135.0
C-14	Structural concrete	One or more layer(s), min. 0.5-inch EnergyGuard Polyiso Insulation, EnergyGuard RA or EnergyGuard Ultra Polyiso Insulation	OB500	Min. 0.25-inch DensDeck Prime or SECUROCK Gypsum-Fiber Roof Board	OB500	GAF Premium Acrylic HydroStop Insulation Joint Treatment	GAF Premium Acrylic HydroStop System	-180.0
C-15	Structural concrete	Min. 1-inch EnergyGuard Polyiso Insulation	OB500	Min. 0.25-inch SECUROCK Gypsum-Fiber Roof Board	OB500	GAF Premium Acrylic HydroStop Insulation Joint Treatment	GAF Premium Acrylic HydroStop System	-247.5
C-16	Structural concrete	Min. 1-inch EnergyGuard Polyiso Insulation	OB500	Min. 0.25-inch DensDeck Prime	OB500	GAF Premium Acrylic HydroStop Insulation Joint Treatment	GAF Premium Acrylic HydroStop System	-270.0
C-17	Structural concrete	Min. 1-inch EnergyGuard Polyiso Insulation	OB500, 6-inch o.c.	Min. 0.25-inch DensDeck Prime or SECUROCK Gypsum-Fiber Roof Board	OB500, 6-inch o.c.	GAF Premium Acrylic HydroStop Insulation Joint Treatment	GAF Premium Acrylic HydroStop System	-510.0
GAF SURFACE SEAL SB THERMOPLASTIC RUBBER COATING:								
C-18	Structural concrete	One or more layer(s), min. 0.5-inch EnergyGuard Polyiso Insulation, EnergyGuard RA or EnergyGuard Ultra Polyiso Insulation	LRF-M	Min. 0.25-inch DensDeck Prime or SECUROCK Gypsum-Fiber Roof Board	LRF-M	GAF Surface Seal SB Thermoplastic Rubber Coating		-180.0
C-19	Structural concrete	Min. 1-inch EnergyGuard Polyiso Insulation	LRF-M	Min. 0.25-inch SECUROCK Gypsum-Fiber Roof Board	LRF-M	GAF Surface Seal SB Thermoplastic Rubber Coating		-247.5
C-20	Structural concrete	Min. 1-inch EnergyGuard Polyiso Insulation	LRF-M	Min. 0.25-inch DensDeck Prime	LRF-M	GAF Surface Seal SB Thermoplastic Rubber Coating		-270.0
C-21	Structural concrete	Min. 1-inch EnergyGuard Polyiso Insulation	LRF-M, 6-inch o.c.	Min. 0.25-inch DensDeck Prime or SECUROCK Gypsum-Fiber Roof Board	LRF-M, 6-inch o.c.	GAF Surface Seal SB Thermoplastic Rubber Coating		-510.0
C-22	Structural concrete	One or more layer(s), min. 0.5-inch EnergyGuard Polyiso Insulation, EnergyGuard RA or EnergyGuard Ultra Polyiso Insulation	LRF-M Canister	Min. 0.25-inch DensDeck Prime or SECUROCK Gypsum-Fiber Roof Board	LRF-M Canister	GAF Surface Seal SB Thermoplastic Rubber Coating		-180.0
C-23	Structural concrete	(Optional) Min. 1.5-inch EnergyGuard Polyiso Insulation	LRF-M Canister	Min. 0.25-inch DensDeck Prime or SECUROCK Gypsum-Fiber Roof Board	LRF-M Canister	GAF Surface Seal SB Thermoplastic Rubber Coating		-247.5
C-24	Structural concrete	Min. 0.25-inch SECUROCK Gypsum-Fiber Roof Board	LRF-M Canister	None	N/A	GAF Surface Seal SB Thermoplastic Rubber Coating		-375.0

2026 FBC HVHZ

TABLE 2A: CONCRETE DECKS – NEW CONSTRUCTION OR REROOF (TEAR-OFF) SYSTEM TYPE A-1: BONDED INSULATION, LIQUID APPLIED ROOF SYSTEM REFER TO NOTE 16 FOR VAPOR BARRIER OPTIONS								
System No.	Deck (Note 1)	Base Insulation Layer		Top Insulation Layer		Roof Cover (Note 15)		MDP (psf)*
		Type	Attach (Notes 6,7,8)	Type	Attach (Notes 6,7,8)	Joint/Lap Treatment	LARS	
C-25	Structural concrete	One or more layer(s), min. 0.5-inch EnergyGuard Polyiso Insulation, EnergyGuard RA or EnergyGuard Ultra Polyiso Insulation	LRF-XF	Min. 0.25-inch DensDeck Prime or SECUROCK Gypsum-Fiber Roof Board	LRF-XF	GAF Surface Seal SB Thermoplastic Rubber Coating		-180.0
C-26	Structural concrete	Min. 1-inch EnergyGuard Polyiso Insulation	LRF-XF	Min. 0.25-inch SECUROCK Gypsum-Fiber Roof Board	LRF-XF	GAF Surface Seal SB Thermoplastic Rubber Coating		-247.5
C-27	Structural concrete	Min. 1-inch EnergyGuard Polyiso Insulation	LRF-XF	Min. 0.25-inch DensDeck Prime	LRF-XF	GAF Surface Seal SB Thermoplastic Rubber Coating		-270.0
C-28	Structural concrete	Min. 1-inch EnergyGuard Polyiso Insulation	LRF-XF, 6-inch o.c.	Min. 0.25-inch DensDeck Prime or SECUROCK Gypsum-Fiber Roof Board	LRF-XF, 6-inch o.c.	GAF Surface Seal SB Thermoplastic Rubber Coating		-510.0
C-29	Structural concrete	One or more layer(s), min. 0.5-inch EnergyGuard Polyiso Insulation, EnergyGuard RA or EnergyGuard Ultra Polyiso Insulation	OB500	Min. 0.25-inch DensDeck Prime or SECUROCK Gypsum-Fiber Roof Board	OB500	GAF Surface Seal SB Thermoplastic Rubber Coating		-180.0
C-30	Structural concrete	Min. 1-inch EnergyGuard Polyiso Insulation	OB500	Min. 0.25-inch SECUROCK Gypsum-Fiber Roof Board	OB500	GAF Surface Seal SB Thermoplastic Rubber Coating		-247.5
C-31	Structural concrete	Min. 1-inch EnergyGuard Polyiso Insulation	OB500	Min. 0.25-inch DensDeck Prime	OB500	GAF Surface Seal SB Thermoplastic Rubber Coating		-270.0
C-32	Structural concrete	Min. 1-inch EnergyGuard Polyiso Insulation	OB500, 6-inch o.c.	Min. 0.25-inch DensDeck Prime or SECUROCK Gypsum-Fiber Roof Board	OB500, 6-inch o.c.	GAF Surface Seal SB Thermoplastic Rubber Coating		-510.0

TABLE 2B: CONCRETE DECKS – NEW CONSTRUCTION OR REROOF (TEAR-OFF) SYSTEM TYPE F: NON-INSULATED, LIQUID APPLIED ROOF SYSTEM					
System No.	Deck (Note 1)	Primer	Roof Cover (Note 15)		MDP (psf)*
			Base Ply	LARS	
C-33	Structural concrete	GAF Multi-Purpose Primer	None	GAF Bleed-Block Asphalt Primer System followed by GAF High Solids Silicone Coating	-277.5
C-34	Structural concrete	GAF Multi-Purpose Primer	None	GAF Premium Acrylic HydroStop Base Coat System followed by GAF High Solids Silicone Coating	-487.5
C-35	Structural concrete	GAF Bonding Primer or GAF Multi-Purpose Primer	None	GAF Premium Acrylic HydroStop System	-502.5
C-36	Structural concrete	(Optional) GAF Bonding Primer or GAF Multi-Purpose Primer	None	GAF Surface Seal SB Thermoplastic Rubber Coating	-1237.5

2026 FBC HVHZ