NEMO|etc.
Certificate of Authorization #32455
353 Christian Street, Unit #13
Oxford, CT 06478
(203) 262-9245

ENGINEER **TEST** **CONSULT**

P.E. EVALUATION REPORT (PEER)

Mule-Hide Products Co., Inc.
1195 Prince Hall Drive, Suite A
Beloit, WI 53511-5481
(608) 365-3111

PEER-MHC-003.A.R14
FL12772-R13 (NON-HVHZ)
Date of Issuance: 06/24/2009
Revision 14: 10/14/2026

SCOPE:
This P.E. Evaluation Report (henceforth 'PEER') is issued under **F.A.C. Rule 61G20-3** and the applicable rules and regulations governing the use of construction materials in the State of Florida. The documentation submitted has been reviewed by Robert Nieminen, P.E. for compliance with the **9th Edition (2026) Florida Building Code** sections noted herein.

DESCRIPTION: Mule-Hide TPO-c Roof Systems (NON-HVHZ)

LABELING: Labeling shall be in accordance with the requirements of the Accredited Quality Assurance Agency noted herein.
CONTINUED COMPLIANCE: This PEER is valid until such time as the named product(s) changes, the referenced Quality Assurance or production facility location(s) changes, or Code provisions that relate to the product(s) change. Acceptance of our PEERs by the named client constitutes agreement to notify NEMO ETC, LLC of any changes to the product(s), the Quality Assurance or the production facility location(s). NEMO ETC, LLC requires a complete review of its PEER relative to updated Code requirements with each Code Cycle. Reference is made to the NEMO|etc. Directory of P.E. Evaluations to ascertain the status and/or current version of this PEER. If the PEER is not listed at the Nemo Directory, then it is no longer valid.
ADVERTISEMENT: "NEMO P.E. Evaluated" may be displayed in advertising literature. If any portion of the PEER is displayed, then it shall be in its entirety.
INSPECTION: Upon request, a copy of this entire PEER shall be provided to the user by the manufacturer or its distributors and shall be available for inspection at the job site at the request of the Building Official.

This PEER consists of pages 1 through 4, plus 114-pages of Appendix.

Prepared by:

Digitally signed by Robert Nieminen
Date: 2026.10.14 '10:31:02 -04'00

This item has been digitally signed and sealed by Robert Nieminen, P.E.
Printed copies of this document are not considered signed and sealed, and the signature must be verified on any electronic copies.
Robert Nieminen, Florida P.E. 59166, FBC ANE1983
NEMO ETC, LLC, Florida CA #32455

ROBERT NIEMINEN
LICENSE
NO. 59166
STATE OF FLORIDA
PROFESSIONAL ENGINEER

CERTIFICATION OF INDEPENDENCE:
1. NEMO ETC, LLC does not have, nor does it intend to acquire or will it acquire, a financial interest in any company manufacturing or distributing products it evaluates.
2. NEMO ETC, LLC is not owned, operated or controlled by any company manufacturing or distributing products it evaluates.
3. Robert Nieminen, P.E. does not have nor will acquire, a financial interest in any company manufacturing or distributing products for which the PEERs are being issued.
4. Robert Nieminen, P.E. does not have, nor will acquire, a financial interest in any other entity involved in the approval process of the product.
5. This is a building code evaluation. Neither NEMO ETC, LLC nor Robert Nieminen, P.E. are, in any way, the Designer of Record for any project on which this PEER, or previous versions thereof, is/was used for permitting or design guidance unless retained specifically for that purpose.

©2019 NEMO ETC, LLC

2026 FBC NON-HVHZ

ROOFING SYSTEMS EVALUATION

1. SCOPE:

Product Category: Roofing
Sub-Category: Single Ply Roof Systems
Product Approval Method: Method 1, Option D – Codified Material, Evaluation by Engineer
Compliance Statement: **Mule-Hide TPO-c Roof Systems**, as produced by **Mule-Hide Products Co., Inc.** have demonstrated compliance with the following sections of the **9th Edition (2026) Florida Building Code** through testing in accordance with the following Standards. Compliance is subject to the Installation Requirements and Limitations of Use set forth herein.

2. STANDARDS:

Section	Property	Standard
1504.3.1	Wind resistance	FM 4474
1504.3.1	Wind resistance	UL 1897
1504.7	Impact resistance	FM 4470
1507.12.2	Material standard	ASTM D6878

3. REFERENCES:

Entity	Examination	Reference	Date
NEMO	PEER	PEER-CRL-003.A.R31	09/29/2023
FM (TST1867)	FM 4474	PR451160	03/12/2020
FM (TST1867)	FM 4474	3056207	02/09/2016
FM (TST1867)	FM 4474	PR460994	04/28/2023
UL LLC (QUA9625)	Quality Assurance	Service confirmation	03/09/2026
UL LLC (QUA9625)	Quality Assurance	Florida BCIS	Current

4. PRODUCT DESCRIPTION:

This PEER covers **Mule-Hide TPO-c Roof Systems** installed in accordance with **Mule-Hide Products Co., Inc.** published installation instructions and the Limitations of Use herein.

TABLE 1: EVALUATED MEMBRANES

PRODUCT		MATERIAL STANDARD	PLANT(S)
Mule-Hide TPO-c	45, 60-mil	ASTM D6878	MS, PA, UT
Mule-Hide TPO-c Extra	72, 80-mil		MS, PA, UT
Mule-Hide TPO-c (FR)	60, 80-mil		UT
Mule-Hide TPO-c Fleece Back FR	60-mil		UT
Mule-Hide TPO-c Fleece Back	45, 60, 80-mil		MS, UT
Mule-Hide TPO-c Fleece Back Plus	45, 60, 80-mil		MS
Mule-Hide SA-TPO	60, 80		UT
Mule-Hide TPO-c Fleece Back RL	60		MS

2026 FL NON HVHZ

5. LIMITATIONS:

5.1 This is a building code evaluation. Neither NEMO ETC, LLC nor Robert Nieminen, P.E. are, in any way, the Designer of Record for any project on which this PEER, or previous versions thereof, is/was used for permitting or design guidance. PEERs are not to be construed as representing any attributes not specifically listed, nor are PEERs to be construed as an endorsement of the subject, or a recommendation for its use. There is no warranty by NEMO ETC, LLC or Robert Nieminen, P.E., express or implied, as to any finding or other matter in this PEER, or as to any product covered by the PEER.

5.2 This PEER is not for use in FBC High Velocity Hurricane Zone jurisdictions, as defined in FBC Chapter 2 (Broward and Miami-Dade Counties).

5.3 This PEER pertains to above-deck roof components. Roof decks and structural members shall be in accordance with FBC requirements to the satisfaction of the Authority Having Jurisdiction.

5.4 This PEER does not include evaluation of fire classification. Refer to **FBC 1505** for requirements and limitations regarding roof assembly fire classification. Refer to **FBC 2603** for requirements and limitations concerning the use of foam plastic insulation.

5.5 This PEER does not include evaluation of roof edge termination. Refer to **FBC 1504.5** for requirements and limitations regarding edge securement for low-slope roofs.

5.6 Refer to **FBC 1511** for requirements and limitations regarding recover installations.

5.6.1 For mechanically attached components over existing roof decks, fasteners shall be tested in the existing deck for withdrawal resistance. A qualified design professional shall review the data for comparison to the minimum requirements for the system. Testing shall be in accordance with **ANSI/SPRI FX-1** or **Testing Application Standard TAS 105**.

5.6.2 For bonded insulation or membrane over existing substrates in a re-roof (tear off) or recover installation, the existing deck or existing roof surface shall be examined for compatibility with the adhesive to be installed. If any surface conditions exist that bring system performance into question, field uplift testing in accordance with **ANSI/SPRI IA-1**, **ASTM E907**, **FM Loss Prevention Data Sheet 1-52** or **Testing Application Standard TAS 124** shall be conducted on mock-ups of the proposed new roof assembly.

5.6.3 For bonded insulation or membrane over existing substrates in a recover installation, the existing roof system shall be capable of resisting project design pressures on its own merit to the satisfaction of the Authority Having Jurisdiction, as documented through field uplift testing in accordance with **ASTM E907**, **FM Loss Prevention Data Sheet 1-52** or **Testing Application Standard TAS 124**.

5.7 Refer to Appendix 1 for system attachment requirements for wind load resistance.

5.7.1 "MDP" = Maximum Design Pressure is the result of testing for wind load resistance based on allowable wind loads, and reflects the ultimate passing pressure divided by 2 (the 2 to 1 margin of safety per **FBC 1504.9** has already been applied). Refer to **FBC 1609** for determination of design wind loads.

5.7.2 For mechanically attached components or partially-bonded insulation, the maximum design pressure for the selected assembly shall meet or exceed at least the Zone 1 PRIME design pressure determined in accordance with **FBC Chapter 16**. Elevated pressure zones shall employ an attachment density designed by a qualified design professional to resist the elevated pressure criteria. Commonly used methods are **ANSI/SPRI WD1**, **FM Loss Prevention Data Sheet 1-29**, **Roofing Application Standard RAS 117** or **RAS 137**. Assemblies marked with an asterisk* carry the limitations set forth in **Section 2.2.10.1 of FM Loss Prevention Data Sheet 1-29** for Zone 2/3 enhancements.

5.7.3 For assemblies with all components fully bonded in place, the maximum design pressure for the selected assembly shall meet or exceed critical design pressure determined in accordance with **FBC Chapter 16**. No rational analysis is permitted for these systems.

5.8 Corrosion Resistance – Saltwater Environments:
Fasteners and connectors, if applicable, in areas within 3,000 feet of a saltwater coastline shall demonstrate compliance with FBC 1711 to the satisfaction of the Authority Having Jurisdiction.

2026 FBC NON-HVHZ

6. INSTALLATION:

Mule-Hide TPO-c Roof Systems shall be installed in accordance with **Mule-Hide Products Co., Inc.** published installation instructions, subject to the Limitations of Use noted herein.

7. BUILDING PERMIT REQUIREMENTS:

As required by the Building Official or Authority Having Jurisdiction to properly evaluate the installation of this product.

8. MANUFACTURING PLANTS:

Contact the named QA entity for manufacturing facilities covered by **F.A.C. Rule 61G20-3** QA requirements. Refer to Section 4 herein for products and production locations having met codified material standards.

9. QUALITY ASSURANCE ENTITY:

UL LLC – QUA9625; (360) 817-5512; bsai.inspections@ul.com

Products listed in **Rule 61G20-3.001**, **F.A.C.**, shall be manufactured under a quality assurance program audited by an approved quality assurance entity. Refer to the Product Approval of the component manufacturer for components produced by a Product Manufacturer other than the report holder on Page 1 of this PEER.

- THE 114-PAGES THAT FOLLOW FORM PART OF THIS PEER -

2026 FBC NON-HVHZ

Appendix 1: Attachment Requirements for Wind Uplift Resistance

Table	Deck	Application	Type	Description	Page
1A	Wood	New, Reroof (Tear-Off)	A-1	Bonded Insulation, Bonded Roof Cover	9
1B	Wood	New, Reroof (Tear-Off), Recover	B-1	Mechanically Attached Base Insulation, Bonded Top Insulation, Bonded Roof Cover	10
1C	Wood	New, Reroof (Tear-Off), Recover	B-1	Mechanically Attached Base Insulation, Bonded Top Insulation, Bonded Base Ply, Bonded Roof Cover	14
1D	Wood	New, Reroof (Tear-Off), Recover	C-1	Mechanically Attached Insulation, Bonded Roof Cover	15
1E	Wood	New, Reroof (Tear-Off), Recover	C-2	Mechanically Attached Insulation, Induction Welded Roof Cover	16
1F	Wood	New, Reroof (Tear-Off), Recover	D-1	Insulated, Mechanically Attached Roof Cover	18
1G	Wood	New, Reroof (Tear-Off), Recover	E-1	Non-Insulated, Mechanically Attached Roof Cover	18
2A	Steel	New or Reroof (Tear-Off)	A-1	Bonded Insulation, Bonded Roof Cover	19
2B	Steel or structural concrete	New, Reroof (Tear-Off), Recover	B-1	Mechanically Attached Base Insulation, Bonded Top Insulation, Bonded Roof Cover	21
2C	Steel or structural concrete	New, Reroof (Tear-Off), Recover	B-1	Mechanically Attached Base Insulation, Bonded Top Insulation, Bonded Base Ply, Bonded Roof Cover	33
2D	Steel	New, Reroof (Tear-Off), Recover	B-2	Mechanically Attached Thermal Barrier, Bonded Vapor Barrier, Bonded Insulation, Bonded Roof Cover	35
2E	Steel or structural concrete	New, Reroof (Tear-Off), Recover	C-1	Mechanically Attached Insulation, Bonded Roof Cover	39
2F	Steel or structural concrete	New, Reroof (Tear-Off), Recover	C-1	Mechanically Attached Insulation, Bonded Base Ply, Bonded Roof Cover	48
2G	Steel	New, Reroof (Tear-Off), Recover	C-2	Mechanically Attached Insulation, Induction Welded Roof Cover	49
2H	Steel or structural concrete	New, Reroof (Tear-Off), Recover	D-1	Insulated, Mechanically Attached Roof Cover (Stress Plate)	54
2I	Steel or structural concrete	New, Reroof (Tear-Off), Recover	D-1	Insulated, Mechanically Attached Roof Cover (RUSS Strips)	56
3A	Structural concrete	New, Reroof (Tear-Off)	A-1	Bonded Insulation, Bonded Roof Cover	56
3B	Structural concrete	New, Reroof (Tear-Off)	A-1	Bonded Insulation, Bonded Base Ply, Bonded Roof Cover	78
3C	Structural concrete	New, Reroof (Tear-Off), Recover	C-2	Mechanically Attached Insulation, Induction Welded Roof Cover	79
3D	Structural concrete	New, Reroof (Tear-Off)	F	Non-Insulated, Bonded Roof Cover	82
4A	Deck with Lightweight concrete	New, Reroof (Tear-Off)	A-1	LWC to Deck, Bonded Insulation, Bonded Roof Cover	83
4B	Deck with Lightweight concrete	New, Reroof (Tear-Off)	B-3	LWC to Deck, Mechanically Attached Anchor Sheet, Bonded Insulation, Bonded Roof Cover	85
4C-1	Deck with Lightweight concrete	New	F	LWC to Steel Deck, Non-Insulated, Bonded Bareback Roof Cover	86
4C-2	Deck with Lightweight concrete	New, Reroof (Tear-Off)	F	LWC to Steel Deck, Non-Insulated, Bonded Fleeceback Roof Cover	88
4D-1	Deck with Lightweight concrete	New	F	LWC to Concrete Deck, Non-Insulated, Bonded Bareback Roof Cover	90
4D-2	Deck with Lightweight concrete	New, Reroof (Tear-Off)	F	LWC to Concrete Deck, Non-Insulated, Bonded Fleeceback Roof Cover	91
5A	Cementitious wood fiber	New, Reroof (Tear-Off)	A-1	Bonded Insulation, Bonded Roof Cover	92
5B	Cementitious wood fiber	New, Reroof (Tear-Off), Recover	B-3	Mechanically Attached Anchor Sheet, Bonded Insulation, Bonded Roof Cover	94
6A	Existing gypsum	Reroof (Tear-Off)	A-1	Bonded Insulation, Bonded Roof Cover	96
6B	Existing gypsum	Reroof (Tear-Off)	F	Non-Insulated, Bonded Roof Cover	98
7A	Various	Recover	A-1	Bonded Insulation, Bonded Roof Cover	99
7B	Various	Recover	A-1	Bonded Insulation, Bonded Base Ply, Bonded Roof Cover	105
7C	Steel	Recover	C-2	Mechanically Attached Insulation, Induction Welded Roof Cover	106
7D	Steel	Recover	D-1	Insulated, Mechanically Attached Roof Cover	108
7E	Steel	Recover	D-2	Insulated, Mechanically Attached Roof Cover (RUSS Strips)	109
7F	Various	Recover	E-1	Non-Insulated, Mechanically Attached Roof Cover	110
7G	Various	Recover	F-1	Non-Insulated, Bonded Roof Cover	112
7H	Various	Recover	F-2	New LWC over Existing Roof, Bonded Roof Cover	112
8A/8B	Guidance / Limitations for use of Hilti fasteners in Type B steel deck securement beneath Mule-Hide roof systems				114

2026 FBC NON-HVHZ

The following notes apply to the systems outlined herein:

1 The roof system evaluation herein pertains to above-deck roof components. Roof decks and structural members shall be in accordance with FBC requirements to the satisfaction of the Authority Having Jurisdiction.

- As-tested roof cover performance in accordance with FM 4474 and TAS 114, Appendix J indicates min. 22 ga., Type B, Grade 40 steel deck at max. 6 ft spans attached with 5/8-inch diameter puddle welds spaced 6" o.c., with deck side laps secured max. 24" o.c. w/ ¼"-14x1" long self-tapping hex-head screws, may be used for roof assemblies over steel deck up to a maximum design pressure of -60.0 psf. This does not preclude Note 1 above.
- Tables 8A and 8B provide guidance / limitations associated with use of fasteners from Hilti, Inc. to secure steel decking to structural members

2 Unless otherwise noted, fasteners and stress plates shall be as follows. Fastener shall be of sufficient length for the following engagements:

Fastener/Plate Options				
Deck Type	**By**	**FBC File No.**	**Parts**	**Minimum Engagement**
Wood	Mule-Hide	N/A	Mule-Hide HDP Fastener with Mule-Hide 3" Insulation Plate	Minimum 1-inch wood penetration
Steel	Mule-Hide	N/A	Mule-Hide HDP Fastener with Mule-Hide 3" Insulation Plate	Minimum ¾-inch steel penetration, engage the top flute of the steel deck.
Structural Concrete	Mule-Hide	N/A	Mule-Hide HDP Fastener or Mule-Hide Tru-Spike Fastener with Mule-Hide 3" Insulation Plate.	Minimum 1-inch embedment. Fastener installed with a pilot hole in accordance with the fastener manufacturer's published installation instructions.

3 RESERVED

4 Minimum 200 psi, minimum 2-inch thick FBC Approved lightweight insulating concrete may be substituted for rigid insulation board for System Types B-1, C-1, C-2, D-1 or D-2, whereby fasteners are installed through the lightweight insulating concrete to engage the structural deck. The structural deck shall be of equal or greater type, thickness and strength to the steel and structural concrete deck listings. Roof decks and structural members shall be in accordance with FBC requirements to the satisfaction of the Authority Having Jurisdiction. This is a wind uplift resistance allowance and does not purport to address non-wind-uplift-related issues, such as deck venting or moisture levels within the LWIC and the potential effect on overlying components.

5 RESERVED

6 Unless otherwise noted, insulation adhesive application rates are as follows.

- Ribbon or bead width is at the time of application; the ribbons/beads shall expand as noted in the manufacturer's published instructions.
- When multiple layers(s) of insulation and/or coverboard are installed in ribbon-applied adhesive, board joints shall be staggered.
- The maximum edge distance from the adhesive ribbon to the edge of the insulation board shall be not less than one-half the specified ribbons spacing.
- Helix Max LRA (FULL) or Helix Max LRA (SPLATTER) applications may be used wherever Helix Max LRA (RIBBON) is referenced for insulation securement, except direct-to-steel-deck applications, where ribbons at the top flanges are required.
- Helix Max LRA-DT (FULL) applications may be used wherever Helix Max LRA-DT (RIBBON) is referenced for insulation securement, except direct-to-steel-deck applications, where ribbons at the top flanges are required

Insulation Adhesive References			
Adhesive	**Method**	**Reference**	**Minimum Rate**
Hot asphalt	full-coverage	Hot asphalt	Full-coverage at 25 lbs/square
Helix Low-Rise Adhesive	ribbon-applied	Helix LRA (RIBBON)	Continuous ribbons, 12-inch o.c.
Helix Low-Rise Adhesive	full-coverage	Helix LRA (FULL)	Continuous ribbons, 4-inch o.c.
Helix Low-Rise Tanks	ribbon-applied	Helix LRT (RIBBON)	Continuous ribbons, 12-inch o.c.
Helix Low-Rise Tanks	full-coverage	Helix LRT (FULL)	Continuous ribbons, 4-inch o.c.
Helix Max Low-Rise Adhesive	full-coverage	Helix Max LRA (FULL)	Continuous ribbons, 4-inch o.c. or spray-applied at 1 gal./square
Helix Max Low-Rise Adhesive	splatter-applied	Helix Max LRA (SPLATTER)	Splatter-applied at 0.5 gal/square (wet) = 4.7 lb/square (dry)
Helix Max Low-Rise Adhesive	ribbon-applied	Helix Max LRA (RIBBON)	Continuous ribbons, 12-inch o.c.
Helix Max Low-Rise Adhesive – Dual Tank	full-coverage	Helix Max LRA-DT (FULL)	Continuous ribbons, 4-inch o.c. or spray-applied at 1 gal./square
Helix Max Low-Rise Adhesive – Dual Tank	ribbon-applied	Helix Max LRA-DT (RIBBON)	Continuous ribbons, 12-inch o.c.
OlyBond 500	ribbon-applied	OB500	Continuous 0.75-inch wide ribbons, 12-inch o.c. (PaceCart, SpotShot or Canister)

2026 FBC Non-HVHZ

7 Unless otherwise noted, all insulations are flat-stock or taper board of the minimum thickness noted. Tapered polyisocyanurate at the following thickness limitations may be substituted with the following Maximum Design Pressure (MDP) limitations. In no case shall these values be used to 'increase' the MDP listings in the tables; rather if MDP listing below meets or exceeds that listed for a particular system in the tables, then the thinner board listed below may be used as a drop-in for the equivalent thicker material listed in the table.

MDP Limitations for Tapered Polyisocyanurate Insulations				
Adhesive	Insulation		Min. Tapered Thickness (in)	MDP (psf)
	Listed Product	FBC File		
Helix Max LRA	Any polyisocyanurate listed with adhesive herein	Various	0.5	-157.5
OB500	Any polyisocyanurate listed with adhesive herein	Various	0.5	-187.5

8 For adhered roof insulation and board-size: Unless otherwise noted, refer to Section 2.2.10.6.2 of **FM Loss Prevention Data Sheet** 1-29.

9 For mechanically attached components or partially-bonded insulation, the maximum design pressure for the selected assembly shall meet or exceed at least the Zone 1 PRIME design pressure determined in accordance with FBC Chapter 16. Elevated pressure zones shall employ an attachment density designed by a qualified design professional to resist the elevated pressure criteria. Commonly used methods are **ANSI/SPRI WD1**, **FM Loss Prevention Data Sheet** 1-29, **Roofing Application Standard** RAS 117 and RAS 137. Assemblies marked with an asterisk* carry the limitations set forth in Section 2.2.10.1 of **FM Loss Prevention Data Sheet**1-29 for Zone 2/3 enhancements.

10 For assemblies with all components fully bonded, the maximum design pressure for the selected assembly shall meet or exceed critical design pressure determined in accordance with FBC Chapter 16. No rational analysis is permitted for these systems.

11 For mechanically attached components over existing decks, fasteners shall be tested in the existing deck for withdrawal resistance. A qualified design professional shall review the data for comparison to the minimum requirements for the system. Testing and analysis shall be in accordance with **ANSI/SPRI FX-1** or **Testing Application Standard** TAS 105.

12 For bonded insulation or membrane over existing substrates in a re-roof (tear off) or recover installation, the existing deck or existing roof surface shall be examined for compatibility with the adhesive to be installed. If any surface conditions exist that bring system performance into question, field uplift testing shall be conducted on mock-ups of the proposed new roof assembly. For bonded insulation or membrane over existing substrates in a recover installation, the existing roof system shall be capable of resisting project design pressures on its own merit to the satisfaction of the Authority Having Jurisdiction, as documented through field uplift testing. Field uplift testing shall be in accordance with ASTM E907, **FM Loss Prevention Data Sheet** 1-52 or **Testing Application Standard** TAS 124.

12A Reference to "*Existing asphalt built-up roof (BUR) with flood coat & gravel (loose gravel removed)*" in Table 7A is intended to convey an as-tested condition whereby any loose-gravel that does not remain embedded in the asphalt flood coat after brushing and/or spudding be removed. The gravel that remains embedded in the asphalt flood coat remains.

13 Refer to FBC 1511 for requirements and limitations regarding recover installations. For Structural Concrete Deck or Recover Applications using System Type C-1 the base insulation layer is optional and for System Type C-2, D-1 or D-2, the insulation is optional. Alternatively, an FBC Approved insulation board or coverboard may be used as a separation layer. Board products shall be preliminarily attached prior to roof cover installation (**Note 17** herein). The separator component shall be documented as meeting FBC 1505 and, for foam plastic, FBC Chapter 26, when installed with the roof cover in Recover applications.

14 Lightweight insulating concrete (LWIC) shall be cast in accordance with FBC Section 1917 to the satisfaction of the Authority Having Jurisdiction. For systems where specific LWIC is referenced, refer to current LWIC Product Approval for specific deck construction and limitations. Unless otherwise noted, for systems where specific LWIC is not referenced, the minimum design mix shall be 300 psi. In all cases, the minimum top-coat thickness is 2-inches. For LWIC over structural concrete, reference is made to FBC Section 1917.4.1, Point 1.

2026 FBC NON-HVHZ

14A For "pre-existent" LWIC references, listings were established through testing over lightweight concrete cast using only foaming agent (ASTM C896), water and Portland cement (ASTM C150), with no proprietary additives, in accordance with procedures adopted by Miami-Dade BCCO (FBC CER1592). Use of these listings in new construction or re-roof (tear-off) applications is at the discretion of the Designer of Record and Authority Having Jurisdiction.

As a field QA measure of the pre-existent cellular lightweight concrete:

- Compressive strength testing shall be conducted in accordance with **ASTM C513** and shall yield an average result as per the system listing.
- Field withdrawal resistance testing in accordance with **Note 11** shall yield an average result as per the system listing.
- If question exists as to wind uplift performance of the pre-existent cellular lightweight concrete, or adhesion to the LWC surface, field uplift testing in accordance with **Note 12** is recommended.

All testing shall be performed by an accredited testing agency acceptable to the Authority Having Jurisdiction

15 For bonded membrane applications, unless otherwise noted, refer to the following.

MEMBRANE / ADHESIVE COMBINATIONS				
MEMBRANE	**ADHESIVE**	**REFERENCE**	**APPLICATION**	**RATE**
Mule-Hide TPO-c or Mule-Hide TPO-c (FR)	Mule-Hide TPO-c Bonding Adhesive	TPO-c BA	Contact (both sides)	0.83 gal/square per surface [(1.66 gal/square (60 ft^2/gal) finish]
Mule-Hide TPO-c or Mule-Hide TPO-c (FR)	Carlisle Aqua Base 120 Bonding Adhesive	Aqua Base 120	Contact (both sides)	0.42 gal/square per surface [0.84 gal/square (120 ft^2/gal) finish]
Mule-Hide TPO-c or Mule-Hide TPO-c (FR)	Mule-Hide Low VOC Bonding Adhesive	LVOC BA	Contact (both sides)	0.83 gal/square per surface [(1.66 gal/square (60 ft^2/gal) finish]
Mule-Hide TPO-c	AeroWeb Low-VOC Contact Adhesive	AeroWeb	Contact (both sides)	0.225 gal/square per surface [0.45 gal/square (222 ft^2/gal) finish]
Mule-Hide TPO-c Fleece Back	Carlisle Aqua Base 120 Bonding Adhesive	Aqua Base 120	Wet lay (substrate)	0.83 gal/square (120 ft^2/gal)
Mule-Hide TPO-c Fleece Back	Carlisle HydroBond Water-Based Adhesive	HydroBond W-B	Wet lay (substrate)	0.75 to 1 gal/square (100 to 133 ft^2/gal)
Mule-Hide TPO-c Fleece Back	Helix Low-Rise Adhesive	Helix LRA	Wet lay (substrate)	FULL Coverage = continuous ribbons, maximum 4-inch o.c.
Mule-Hide TPO-c Fleece Back	Helix Low-Rise Tanks	Helix LRT	Wet lay (substrate)	FULL Coverage = continuous ribbons, maximum 4-inch o.c. or splatter-applied at 3.0 to 4.0 lb/square (dry)
Mule-Hide TPO-c Fleece Back	Helix Max Low-Rise Adhesive	Helix Max LRA	Wet lay (substrate)	RIBBON spaced as noted herein or FULL Coverage = 1 gal/square or continuous ribbons, maximum 4-inch o.c. or splatter-applied at 0.5 gal/square (wet) = 4.7 lb/square (dry)
Mule-Hide TPO-c Fleece Back	Helix Max Low-Rise Adhesive Dual Tank	Helix Max LRA-DT	Wet lay (substrate)	RIBBON spaced as noted herein or FULL Coverage = 1 gal/square, continuous ribbons, maximum 4-inch o.c. or splatter-applied at 0.4 gal/square (wet) = 3.7 lb/square (dry)
Mule-Hide TPO-c Fleece Back Plus	Carlisle SureMB MC Adhesive	C-MCA	Wet lay (substrate)	1.5 gal/square
Mule-Hide TPO-c Fleece Back Plus	Hot asphalt		Wet lay (substrate)	25 lbs/square
Mule-Hide TPO-c Fleece Back RL	VELCRO® Brand Securable Solutions		Only for use over InsulBase RL or SecurShield HD RL substrates. Roof cover is broomed into place and rolled with 150 lb roller to establish contact.	

15A For single-ply membranes in System Type D-1 steel deck applications, the roof membrane shall be run with its length perpendicular to the steel deck flutes.

15B For System Type C-2 (induction weld), care shall be taken to ensure that the plates do not line-up with membrane seams. This condition may preclude proper induction welding of the membrane to the plates.

15C For System Types A-1, B-1, B-2, B-3 or C-1 involving Mule-Hide TPO-c adhered in AeroWeb over Poly ISO 1-DWD, Poly ISO 1-HD, Poly ISO 1-HD Plus, G-P Gypsum "DensDeck Prime" or USG "SECUROCK Gypsum-Fiber Roof Board", the top insulation layer may be optionally primed with Detec Systems "TruGround Conductive Primer", roller-applied at 0.4 gal/square prior to membrane installation.

15D For System Types C-2, D-1 or D-2, the top insulation layer may be optionally primed with Detec Systems "TruGround Conductive Primer", roller-applied at 0.4 gal/square prior to membrane installation. For System Type C-2, do not contaminate the induction weld stress plate with primer.

16 **Thermal Barrier and/or Vapor Barrier Options:**

16A Structural Concrete Decks: The lesser of the MDP listings below vs. that for the selected assembly applies.

2026 FBC NON-HVHZ

Vapor Barrier Options, Structural Concrete Deck, Adhered Insulation					
Option #	Primer	Vapor Barrier		Insulation Adhesive per Table 3A or 3B (Notes 6, 7 & 8)	MDP (psf)*
		Type	Application		
C-VB-1.	702 Primer, 702 LV Primer, CAV-GRIP Primer or AeroWeb	F5 Air and Vapor Barrier	Self-adhering	Helix Max LRA (RIBBON)	-157.5
C-VB-2.	702 Primer, 702 LV Primer, CAV-GRIP Primer or AeroWeb	F5 Air and Vapor Barrier	Self-adhering	Helix Max LRA-DT (RIBBON)	-172.5
C-VB-3.	702 Primer, 702 LV Primer, CAV-GRIP Primer or AeroWeb	F5 Air and Vapor Barrier	Self-adhering	Helix Max LRA (RIBBON, 6-inch o.c. or SPLATTER) or Helix Max LRA-DT (RIBBON, 6-inch o.c.)	-270.0
C-VB-4.	CAV-GRIP Primer or AeroWeb	F5 Air and Vapor Barrier	Self-adhering	Helix Max LRA (FULL COVERAGE, 1 gal/square) or Helix Max LRA (SPLATTER)	-427.5
C-VB-5.	ASTM D41	Carlisle SureMB 90 Base, SureMB 90 Poly Base or SureMB 120 Poly Base	Hot-asphalt	Hot asphalt at 25 lbs/square	-172.5
C-VB-6.	ASTM D41	Carlisle SureMB 90TG or 120TG Base	Torch-applied	Hot asphalt at 25 lbs/square	-180.0
C-VB-7.	None	Carlisle SureMB 90 Base, SureMB 90 Poly Base or SureMB 120 Poly Base	C-MCA, 1-inch ribbons, 12-inch o.c.	Helix Max LRA (RIBBON) or Helix Max LRA-DT (RIBBON)	-180.0
C-VB-8.	None	Carlisle SureMB 90 Base, SureMB 90 Poly Base or SureMB 120 Poly Base	C-MCA, 1-inch ribbons, 6-inch o.c.	Helix Max LRA (RIBBON, 6-inch o.c. or SPLATTER) or Helix Max LRA-DT (RIBBON, 6-inch o.c.)	-255.0
C-VB-9.	ASTM D41	Carlisle SureMB 90TG or 120TG Base	Torch-applied	Helix Max LRA or Helix Max LRA-DT (RIBBON)	-307.5
C-VB-10.	ASTM D41	Carlisle SureMB 90TG or 120TG Base	Torch-applied	Helix Max LRA (RIBBON, 6-inch o.c. or SPLATTER) or Helix Max LRA-DT (RIBBON, 6-inch o.c.)	-495.0

16B Tectum Decks: The lesser of the MDP listings below vs. that for the selected assembly applies.

Vapor Barrier Options, Tectum Plan Decks, Adhered Insulation					
Option #	Primer	Vapor Barrier		Insulation Adhesive per Table 5A (Notes 6, 7 & 8)	MDP (psf)
		Type	Application		
CWF-VB-1.	AeroWeb at 0.33 gal/square	SureMB 70 SA Base Ply or F5 Air and Vapor Barrier	Self-adhering	Helix Max LRA (FULL or SPLATTER) or Helix Max LRA-DT (FULL)	-350.0

16C Existing Gypsum Decks: The lesser of the MDP listings below vs. that for the selected assembly applies.

Existing Gypsum Deck: Vapor Barrier Followed by Adhesive-Applied Insulation					
Option #	Primer	Vapor Barrier		Insulation Adhesive per Table 6A (Notes 6,7&8)	MDP (psf)*
		Type	Application		
GYP-VB-1.	AeroWeb	F5 Air and Vapor Barrier	Self-adhering	Helix Max LRA (RIBBON) or Helix Max LRA-DT (RIBBON)	-187.5
GYP-VB-2.	702 Primer, 702 LV Primer	F5 Air and Vapor Barrier	Self-adhering	Helix Max LRA (RIBBON) or Helix Max LRA-DT (RIBBON)	-247.5

16D For System Types B-1, B-2, C-1, C-2, D-1 or D-2, F5 Air and Vapor Barrier may be installed atop the roof deck prior to installation of the insulation and roof cover. Refer to FM Loss Prevention Data Sheet 1-29 for design and installation limitations.

17 Insulation Attachment:

17A Unless otherwise noted, insulation may be any one layer or combination of FBC Approved (Local or Statewide) board(s) that meet FBC 1505 and, for foam plastic, FBC Chapter 26, when installed with the roof cover.

17B For System Types B-1, C-1 or C-2, optional one or more layer(s) of FBC Approved board-stock roof insulation may be installed atop the substrate prior to mechanical attachment of the subsequent top layer, with no adverse effect on the MDP performance limitation.

17C Preliminary Insulation Attachment:

- Unless otherwise noted, use FBC Approved roofing fasteners and plates; minimum two (2) parts per 4x4 ft board, minimum four (4) parts per 4x8 ft board
- For System Type D: Unless otherwise noted, refer to Section 2.2.10.1.3 of **FM Loss Prevention Data Sheet** 1-29.
- For systems where a vapor barrier is installed, refer to Table 6 of **FM Loss Prevention Data Sheet** 1-29.
- For systems where no vapor barrier is installed, Mule-Hide Drill Point Fastener may be used in place of Mule-Hide HDP Fastener for preliminary attachment purposes over wood and steel deck.

2026 FL NON-HVHZ

17D Unless otherwise noted, insulation or coverboard attachment patterns for Type B-1, Type B-2 and Type C-1 systems are as outlined below.

INSULATION ATTACHMENT PATTERNS – 4x4 FT BOARDS			
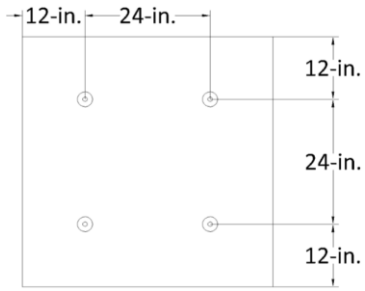 **1 per 4.0 ft² (4 per board)**	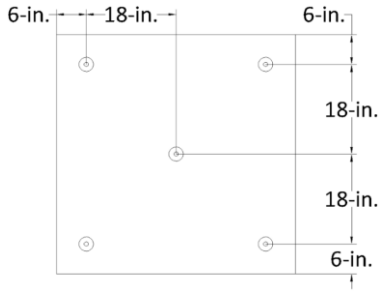 **1 per 3.2 ft² (5 per board)**	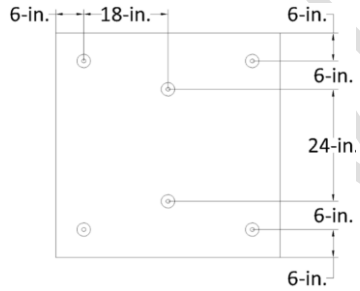 **1 per 2.7 ft² (6 per board)**	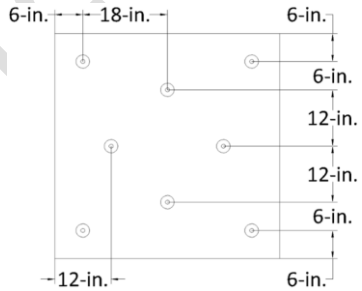 **1 per 2.0 ft² (8 per board)**
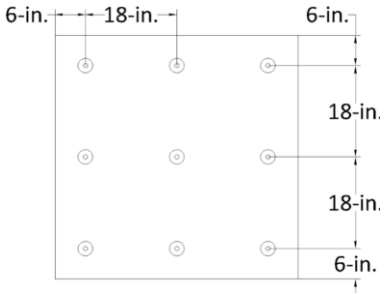 **1 per 1.8 ft² (9 per board)**	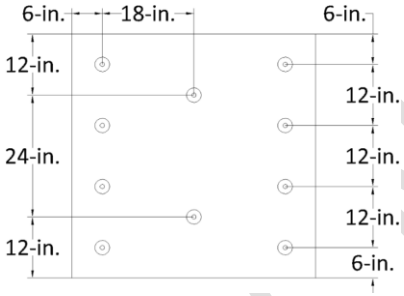 **1 per 1.6 ft² (10 per board)**	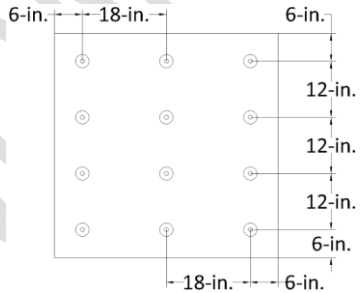 **1 per 1.3 ft² (12 per board)**	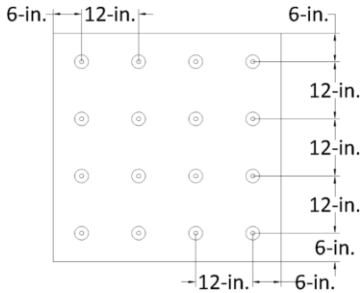 **1 per 1.0 ft² (16 per board)**

2026 FBC NON-HVHZ

INSULATION ATTACHMENT PATTERNS – 4X8 FT BOARDS

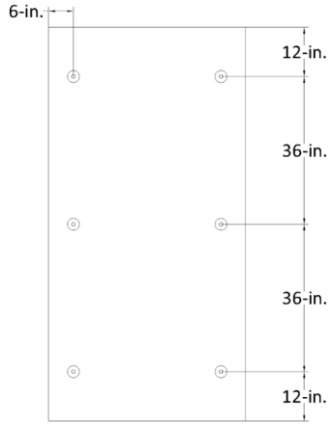

1 per 5.3 ft² (6 per board)

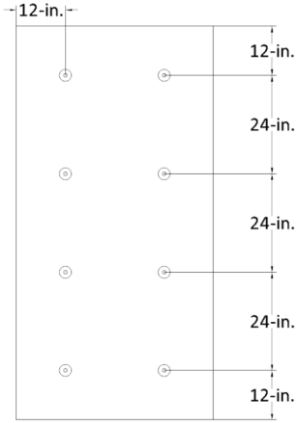

1 per 4.0 ft² (8 per board)

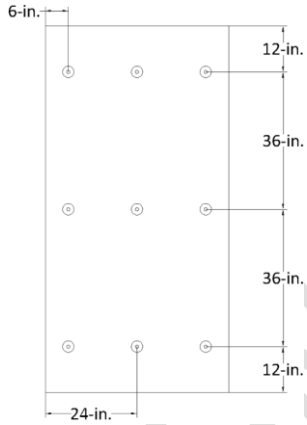

1 per 3.6 ft² (9 per board)

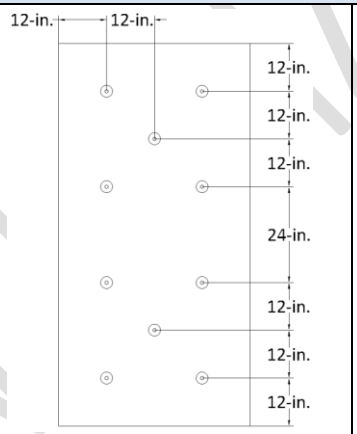

1 per 3.2 ft² (10 per board)

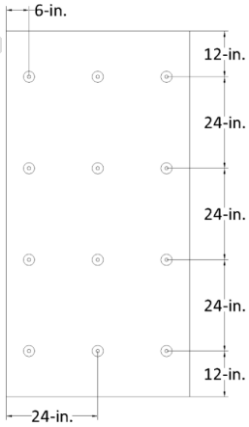

1 per 2.7 ft² (12 per board)

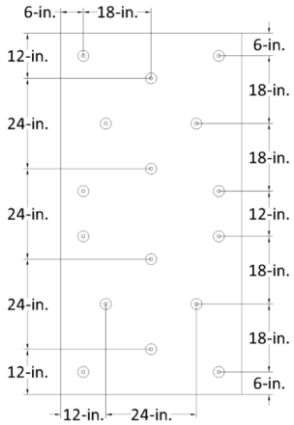

1 per 2.0 ft² (16 per board)

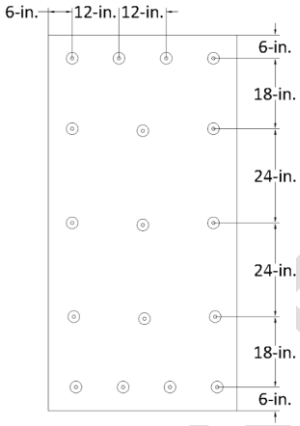

1 per 1.9 ft² (17 per board)

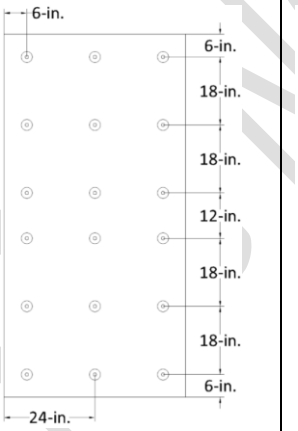

1 per 1.8 ft² (18 per board)

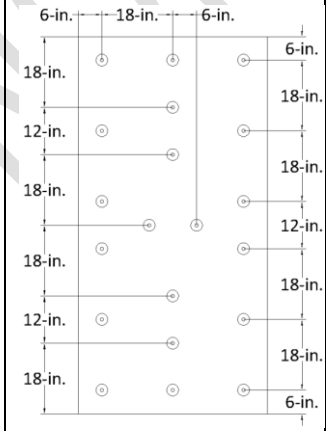

1 per 1.6 ft² (20 per board)



1 per 1.3 ft² (24 per board)



1 per 1.0 ft² (32 per board)

2026 FBC NON-HVHZ

18 The following products are interchangeable within the scope of this PEER:

ACCEPTABLE ALTERNATES			
SUB-CATEGORY	**By**	**Listed Product**	**Alternate**
MEMBRANE	Mule-Hide	Mule-Hide TPO-c	Mule-Hide TPO-c Extra and Mule-Hide TPO-c (FR)
	Mule-Hide	Mule-Hide TPO-c Fleece Back	Includes 100, 115 and 135
	Mule-Hide	Mule-Hide TPO-c Fleece Back Plus	Includes 120, 135 and 155
ROOFING INSULATION	Mule-Hide	Poly ISO 1	Carlisle "InsulBase" or "InsulBase NH" or Hunter Panels "H-Shield" or "H-Shield NH"
	Mule-Hide	Poly ISO 1-DWD	Carlisle "SecurShield" or "SecurShield NH" or Hunter Panels "H-Shield CG" or "H-Shield CG NH"
	Mule-Hide	Poly ISO 1-HD	Carlisle "SecurShield HD" or "SecurShield HD NH" or Hunter Panels "H-Shield HD" or "H-Shield HD NH"
	Mule-Hide	Poly ISO 1-HD Plus	Poly ISO 1-HD90 or Carlisle "SecurShield HD Plus" or "SecurShield HD Plus NH" or Hunter Panels "H-Shield HD90" or "H-Shield HD90 NH"
	Mule-Hide	Poly ISO 1-HD-Composite	Carlisle "SecurShield HD Composite" or Hunter Panels "H-Shield HD Composite"
	Mule-Hide	Poly ISO 1-NB	Carlisle "StormBase" or Hunter Panels "H-Shield NB"
	Mule-Hide	Poly ISO 2	Atlas "ACFoam II"
	Georgia-Pacific Gypsum, LLC	"DensDeck Prime"	"DensDeck StormX Prime Roof Board"

19 "MDP" = Maximum Design Pressure is the result of testing for wind load resistance based on allowable wind loads. Refer to FBC 1609 for determination of design wind loads. (Note 9 and Note 10)

2026 FBC NON-HVHZ

TABLE 1A: WOOD DECKS – NEW CONSTRUCTION OR REROOF (TEAR-OFF) SYSTEM TYPE A-1: BONDED INSULATION, BONDED ROOF COVER									
System No.	Deck (Note 1)	Vapor Barrier	Base Insulation Layer		Top Insulation Layer(s)		Roof Cover (Note 15)		MDP (psf)
			Type	Attach (Notes 6,7,8)	Type	Attach (Notes 6,7,8)	Membrane	Application	
MULE-HIDE TPO-C OR MULE-HIDE TPO-C (FR) MEMBRANE APPLICATIONS:									
W-1.	Min. 7/16-inch APA rated OSB; 2 ft spans	None	Min. 1.5-inch Poly ISO 1, Poly ISO 1-DWD	Helix Max LRA or Helix Max LRA-DT (RIBBON)	(Optional) Additional layer(s) base insulation	Helix Max LRA or Helix Max LRA-DT (RIBBON)	Mule-Hide TPO-c	AeroWeb, LVOC BA or TPO-c BA	-45.0*
W-2.	Min. 7/16-inch APA rated OSB; 2 ft spans	None	(Optional) Min. 1.5-inch Poly ISO 1, Poly ISO 1-DWD	Helix Max LRA or Helix Max LRA-DT (RIBBON)	Insulation: (Optional) Additional layer(s) base insulation Coverboard: Min. 0.25-inch DensDeck Prime or SECUROCK Gypsum-Fiber Roof Board or min. 0.5-inch Poly ISO 1-HD, Poly ISO 1-HD Plus or EcoStorm VSH, or min. 1.5-inch Poly ISO 1-HD-Composite or min. 1.5-inch Poly ISO 1-NB	Helix Max LRA or Helix Max LRA-DT (RIBBON)	Mule-Hide TPO-c	AeroWeb, LVOC BA or TPO-c BA	-45.0*
W-3.	Min. 15/32-inch APR rated CDX plywood; 2 ft spans	None	Min. 1.5-inch Poly ISO 1, Poly ISO 1-DWD	Helix Max LRA or Helix Max LRA-DT (RIBBON)	(Optional) Additional layer(s) base insulation	Helix Max LRA or Helix Max LRA-DT (RIBBON)	Mule-Hide TPO-c	AeroWeb, LVOC BA or TPO-c BA	-67.5
W-4.	Min. 15/32-inch APR rated CDX plywood; 2 ft spans	None	(Optional) Min. 1.5-inch Poly ISO 1, Poly ISO 1-DWD	Helix Max LRA or Helix Max LRA-DT (RIBBON)	Insulation: (Optional) Additional layer(s) base insulation Coverboard: Min. 0.25-inch DensDeck Prime or SECUROCK Gypsum-Fiber Roof Board or min. 0.5-inch Poly ISO 1-HD, Poly ISO 1-HD Plus or EcoStorm VSH, or min. 1.5-inch Poly ISO 1-HD-Composite or min. 1.5-inch Poly ISO 1-NB	Helix Max LRA or Helix Max LRA-DT (RIBBON)	Mule-Hide TPO-c	AeroWeb, LVOC BA or TPO-c BA	-67.5
MULE-HIDE TPO-C FLEECE BACK MEMBRANE APPLICATIONS (FULL BOND):									
W-5.	Min. 7/16-inch APA rated OSB; 2 ft spans	None	Min. 1.5-inch Poly ISO 1, Poly ISO 1-DWD	Helix Max LRA or Helix Max LRA-DT (RIBBON)	(Optional) Additional layer(s) base insulation	Helix Max LRA or Helix Max LRA-DT (RIBBON)	Mule-Hide TPO-c Fleece Back	Helix LRA (FULL), Helix LRT (FULL), Helix Max LRA (FULL) or Helix Max LRA-DT (FULL) or HydroBond W-B	-45.0*
W-6.	Min. 7/16-inch APA rated OSB; 2 ft spans	None	(Optional) Min. 1.5-inch Poly ISO 1, Poly ISO 1-DWD	Helix Max LRA or Helix Max LRA-DT (RIBBON)	Insulation: (Optional) Additional layer(s) base insulation Coverboard: Min. 0.25-inch DensDeck Prime or SECUROCK Gypsum-Fiber Roof Board or min. 0.5-inch Poly ISO 1-HD, Poly ISO 1-HD Plus or EcoStorm VSH, or min. 1.5-inch Poly ISO 1-HD-Composite or min. 1.5-inch Poly ISO 1-NB	Helix Max LRA or Helix Max LRA-DT (RIBBON)	Mule-Hide TPO-c Fleece Back	Helix Max LRA or Helix Max LRA-DT (FULL) or HydroBond W-B	-45.0*

2026 FBC NON-HVHZ

TABLE 1A: WOOD DECKS – NEW CONSTRUCTION OR REROOF (TEAR-OFF) SYSTEM TYPE A-1: BONDED INSULATION, BONDED ROOF COVER									
System No.	Deck (Note 1)	Vapor Barrier	Base Insulation Layer		Top Insulation Layer(s)		Roof Cover (Note 15)		MDP (psf)
			Type	Attach (Notes 6,7,8)	Type	Attach (Notes 6,7,8)	Membrane	Application	
W-7.	Min. 15/32-inch APR rated CDX plywood; 2 ft spans	None	Min. 1.5-inch Poly ISO 1, Poly ISO 1-DWD	Helix Max LRA or Helix Max LRA-DT (RIBBON)	(Optional) Additional layer(s) base insulation	Helix Max LRA or Helix Max LRA-DT (RIBBON)	Mule-Hide TPO-c Fleece Back	Helix LRA (FULL), Helix LRT (FULL), Helix Max LRA (FULL) or Helix Max LRA-DT (FULL) or HydroBond W-B	-67.5
W-8.	Min. 15/32-inch APR rated CDX plywood; 2 ft spans	None	(Optional) Min. 1.5-inch Poly ISO 1, Poly ISO 1-DWD	Helix Max LRA or Helix Max LRA-DT (RIBBON)	Insulation: (Optional) Additional layer(s) base insulation Coverboard: Min. 0.25-inch DensDeck Prime or SECUROCK Gypsum-Fiber Roof Board or min. 0.5-inch Poly ISO 1-HD, Poly ISO 1-HD Plus or EcoStorm VSH, or min. 1.5-inch Poly ISO 1-HD-Composite or min. 1.5-inch Poly ISO 1-NB	Helix Max LRA or Helix Max LRA-DT (RIBBON)	Mule-Hide TPO-c Fleece Back	Helix Max LRA or Helix Max LRA-DT (FULL) or HydroBond W-B	-67.5

TABLE 1B: WOOD DECKS - NEW CONSTRUCTION, REROOF (TEAR-OFF) OR RECOVER SYSTEM TYPE B-1: MECHANICALLY ATTACHED BASE INSULATION, BONDED TOP INSULATION, BONDED ROOF COVER								
System No.	Deck (Note 1)	Base Insulation Layer			Top Insulation Layer(s)		Roof Cover (Note 15)	MDP (psf)
		Type	Fastener (Note 2, Note 11)	Attach (Note 17)	Type	Attach (Notes 6,7,8)		
MULE-HIDE TPO-C OR MULE-HIDE TPO-C (FR) MEMBRANE APPLICATIONS:								
W-9.	Min. 19/32-inch CDX plywood or wood plank; 2-ft spans	Min. 2-inch Poly ISO 1, Poly ISO 1-DWD	Mule-Hide Drill Point Fastener with Mule-Hide 3" Insulation Plate	1 per 2.7 ft²	Additional layer(s), min. 1.5-inch base insulation	Helix Max LRA or Helix Max LRA-DT (RIBBON)	Mule-Hide TPO-c / AeroWeb, LVOC BA or TPO-c BA	-37.5
W-10.	Min. 19/32-inch CDX plywood or wood plank; 2-ft spans	Min. 2-inch Poly ISO 1, Poly ISO 1-DWD	Mule-Hide Drill Point Fastener with Mule-Hide 3" Insulation Plate	1 per 2.7 ft²	Insulation: (Optional) Additional layer(s), min. 1.5-inch base insulation Coverboard: Min. 0.25-inch DensDeck Prime or SECUROCK Gypsum-Fiber Roof Board, min. 0.5-inch Poly ISO 1-HD, Poly ISO 1-HD90 or EcoStorm VSH or min. 1.5-inch Poly ISO 1-HD Composite or Poly ISO 1-NB	Helix Max LRA or Helix Max LRA-DT (RIBBON)	Mule-Hide TPO-c / AeroWeb, LVOC BA or TPO-c BA	-37.5
W-11.	Min. 19/32-inch CDX plywood or wood plank; 2-ft spans	Min. 2-inch Poly ISO 1, Poly ISO 1-DWD	Mule-Hide Drill Point Fastener with Mule-Hide 3" Insulation Plate	1 per 2.0 ft²	Additional layer(s), min. 1.5-inch base insulation	Helix Max LRA or Helix Max LRA-DT (RIBBON)	Mule-Hide TPO-c / AeroWeb, LVOC BA or TPO-c BA	-60.0

2026 FBC NON-HVHZ

TABLE 1B: WOOD DECKS - NEW CONSTRUCTION, REROOF (TEAR-OFF) OR RECOVER SYSTEM TYPE B-1: MECHANICALLY ATTACHED BASE INSULATION, BONDED TOP INSULATION, BONDED ROOF COVER								
System No.	Deck (Note 1)	Base Insulation Layer			Top Insulation Layer(s)		Roof Cover (Note 15)	MDP (psf)
		Type	Fastener (Note 2, Note 11)	Attach (Note 17)	Type	Attach (Notes 6,7,8)		
W-12.	Min. 19/32-inch CDX plywood or wood plank; 2-ft spans	Min. 2-inch Poly ISO 1, Poly ISO 1-DWD	Mule-Hide Drill Point Fastener with Mule-Hide 3" Insulation Plate	1 per 2.0 ft²	Insulation: (Optional) Additional layer(s), min. 1.5-inch base insulation Coverboard: Min. 0.25-inch DensDeck Prime or SECUROCK Gypsum-Fiber Roof Board, min. 0.5-inch Poly ISO 1-HD, Poly ISO 1-HD90 or EcoStorm VSH or min. 1.5-inch Poly ISO 1-HD Composite or Poly ISO 1-NB	Helix Max LRA or Helix Max LRA-DT (RIBBON)	Mule-Hide TPO-c / AeroWeb, LVOC BA or TPO-c BA	-60.0
W-13.	Min. 19/32-inch CDX plywood or wood plank; 2-ft spans	Min. 2-inch Poly ISO 1, Poly ISO 1-DWD	Mule-Hide Drill Point Fastener with Mule-Hide 3" Insulation Plate	1 per 2.7 ft²	Additional layer(s), min. 1.5-inch base insulation	Helix LRA or Helix LRT (RIBBON)	Mule-Hide TPO-c / AeroWeb, LVOC BA or TPO-c BA	-37.5
W-14.	Min. 19/32-inch CDX plywood or wood plank; 2-ft spans	Min. 2-inch Poly ISO 1, Poly ISO 1-DWD	Mule-Hide Drill Point Fastener with Mule-Hide 3" Insulation Plate	1 per 2.7 ft²	Insulation: (Optional) Additional layer(s), min. 1.5-inch base insulation Coverboard: Min. 0.25-inch DensDeck Prime or SECUROCK Gypsum-Fiber Roof Board or min. 1.5-inch Poly ISO 1-HD-Composite or Poly ISO 1-NB	Helix LRA or Helix LRT (RIBBON)	Mule-Hide TPO-c / AeroWeb, LVOC BA or TPO-c BA	-37.5
W-15.	Min. 19/32-inch CDX plywood or wood plank; 2-ft spans	Min. 2-inch Poly ISO 1, Poly ISO 1-DWD	Mule-Hide Drill Point Fastener with Mule-Hide 3" Insulation Plate	1 per 2.0 ft²	Additional layer(s), min. 1.5-inch base insulation	Helix LRA or Helix LRT (RIBBON)	Mule-Hide TPO-c / AeroWeb, LVOC BA or TPO-c BA	-60.0
W-16.	Min. 19/32-inch CDX plywood or wood plank; 2-ft spans	Min. 2-inch Poly ISO 1, Poly ISO 1-DWD	Mule-Hide Drill Point Fastener with Mule-Hide 3" Insulation Plate	1 per 2.0 ft²	Insulation: (Optional) Additional layer(s), min. 1.5-inch base insulation Coverboard: Min. 0.25-inch DensDeck Prime or SECUROCK Gypsum-Fiber Roof Board or min. 1.5-inch Poly ISO 1-HD-Composite or Poly ISO 1-NB	Helix LRA or Helix LRT (RIBBON)	Mule-Hide TPO-c / AeroWeb, LVOC BA or TPO-c BA	-60.0
MULE-HIDE TPO-C FLEECE BACK MEMBRANE APPLICATIONS (PARTIAL BOND):								
W-17.	Min. 19/32-inch CDX plywood or wood plank; 2-ft spans	Min. 2-inch Poly ISO 1, Poly ISO 1-DWD	Mule-Hide Drill Point Fastener with Mule-Hide 3" Insulation Plate	1 per 2.7 ft²	Additional layer(s), min. 1.5-inch base insulation	Helix Max LRA or Helix Max LRA-DT (RIBBON)	Mule-Hide TPO-c Fleece Back / Helix Max LRA or Helix Max LRA-DT (RIBBON, 12-inch o.c.)	-37.5
W-18.	Min. 19/32-inch CDX plywood or wood plank; 2-ft spans	Min. 2-inch Poly ISO 1, Poly ISO 1-DWD	Mule-Hide Drill Point Fastener with Mule-Hide 3" Insulation Plate	1 per 2.7 ft²	Insulation: (Optional) Additional layer(s), min. 1.5-inch base insulation Coverboard: Min. 0.25-inch DensDeck Prime or min. 1.5-inch Poly ISO 1-HD-Composite	Helix Max LRA or Helix Max LRA-DT (RIBBON)	Mule-Hide TPO-c Fleece Back / Helix Max LRA or Helix Max LRA-DT (RIBBON, 12-inch o.c.)	-37.5

2026 FBC NON-HVHZ

TABLE 1B: WOOD DECKS - NEW CONSTRUCTION, REROOF (TEAR-OFF) OR RECOVER SYSTEM TYPE B-1: MECHANICALLY ATTACHED BASE INSULATION, BONDED TOP INSULATION, BONDED ROOF COVER								
System No.	Deck (Note 1)	Base Insulation Layer			Top Insulation Layer(s)		Roof Cover (Note 15)	MDP (psf)
		Type	Fastener (Note 2, Note 11)	Attach (Note 17)	Type	Attach (Notes 6,7,8)		
W-19.	Min. 19/32-inch CDX plywood or wood plank; 2-ft spans	Min. 2-inch Poly ISO 1, Poly ISO 1-DWD	Mule-Hide Drill Point Fastener with Mule-Hide 3" Insulation Plate	1 per 2.0 ft²	Insulation: (Optional) Additional layer(s), min. 1.5-inch base insulation Coverboard: Min. 0.5-inch Poly ISO 1-HD or Poly ISO 1-HD90	Helix Max LRA or Helix Max LRA-DT (RIBBON)	Mule-Hide TPO-c Fleece Back / Helix Max LRA or Helix Max LRA-DT (RIBBON, 6-inch o.c.)	-60.0
W-20.	Min. 19/32-inch CDX plywood or wood plank; 2-ft spans	Min. 2-inch Poly ISO 1, Poly ISO 1-DWD	Mule-Hide Drill Point Fastener with Mule-Hide 3" Insulation Plate	1 per 2.7 ft²	Additional layer(s), min. 1.5-inch base insulation	Helix LRA or Helix LT (RIBBON)	Mule-Hide TPO-c Fleece Back / Helix Max LRA or Helix Max LRA-DT (RIBBON, 12-inch o.c.)	-37.5
W-21.	Min. 19/32-inch CDX plywood or wood plank; 2-ft spans	Min. 2-inch Poly ISO 1, Poly ISO 1-DWD	Mule-Hide Drill Point Fastener with Mule-Hide 3" Insulation Plate	1 per 2.7 ft²	Insulation: (Optional) Additional layer(s), min. 1.5-inch base insulation Coverboard: Min. 0.25-inch DensDeck Prime or min. 1.5-inch Poly ISO 1-HD-Composite	Helix LRA or Helix LT (RIBBON)	Mule-Hide TPO-c Fleece Back / Helix Max LRA or Helix Max LRA-DT (RIBBON, 12-inch o.c.)	-37.5
MULE-HIDE TPO-C FLEECE BACK MEMBRANE APPLICATIONS (FULL BOND):								
W-22.	Min. 19/32-inch CDX plywood or wood plank; 2-ft spans	Min. 2-inch Poly ISO 1, Poly ISO 1-DWD	Mule-Hide Drill Point Fastener with Mule-Hide 3" Insulation Plate	1 per 2.7 ft²	Additional layer(s), min. 1.5-inch base insulation	Helix Max LRA or Helix Max LRA-DT (RIBBON)	Mule-Hide TPO-c Fleece Back / Helix LRA (FULL), Helix LRT (FULL), Helix Max LRA (FULL) or Helix Max LRA-DT (FULL) or HydroBond W-B	-37.5
W-23.	Min. 19/32-inch CDX plywood or wood plank; 2-ft spans	Min. 2-inch Poly ISO 1, Poly ISO 1-DWD	Mule-Hide Drill Point Fastener with Mule-Hide 3" Insulation Plate	1 per 2.7 ft²	Insulation: (Optional) Additional layer(s), min. 1.5-inch base insulation Coverboard: Min. 0.25-inch DensDeck Prime or SECUROCK Gypsum-Fiber Roof Board, min. 0.5-inch Poly ISO 1-HD, Poly ISO 1-HD90 or EcoStorm VSH or min. 1.5-inch Poly ISO 1-HD Composite or Poly ISO 1-NB	Helix Max LRA or Helix Max LRA-DT (RIBBON)	Mule-Hide TPO-c Fleece Back / Helix Max LRA or Helix Max LRA-DT (FULL) or HydroBond W-B	-37.5
W-24.	Min. 19/32-inch CDX plywood or wood plank; 2-ft spans	Min. 2-inch Poly ISO 1, Poly ISO 1-DWD	Mule-Hide Drill Point Fastener with Mule-Hide 3" Insulation Plate	1 per 2.0 ft²	Additional layer(s), min. 1.5-inch base insulation	Helix Max LRA or Helix Max LRA-DT (RIBBON)	Mule-Hide TPO-c Fleece Back / Helix LRA (FULL), Helix LRT (FULL), Helix Max LRA (FULL) or Helix Max LRA-DT (FULL) or HydroBond W-B	-60.0

2026 FBC NON-HVHZ

TABLE 1B: WOOD DECKS - NEW CONSTRUCTION, REROOF (TEAR-OFF) OR RECOVER SYSTEM TYPE B-1: MECHANICALLY ATTACHED BASE INSULATION, BONDED TOP INSULATION, BONDED ROOF COVER								
System No.	Deck (Note 1)	Base Insulation Layer			Top Insulation Layer(s)		Roof Cover (Note 15)	MDP (psf)
		Type	Fastener (Note 2, Note 11)	Attach (Note 17)	Type	Attach (Notes 6,7,8)		
W-25.	Min. 19/32-inch CDX plywood or wood plank; 2-ft spans	Min. 2-inch Poly ISO 1, Poly ISO 1-DWD	Mule-Hide Drill Point Fastener with Mule-Hide 3" Insulation Plate	1 per 2.0 ft²	Insulation: (Optional) Additional layer(s), min. 1.5-inch base insulation Coverboard: Min. 0.25-inch DensDeck Prime or SECUROCK Gypsum-Fiber Roof Board, min. 0.5-inch Poly ISO 1-HD, Poly ISO 1-HD90 or EcoStorm VSH or min. 1.5-inch Poly ISO 1-HD Composite or Poly ISO 1-NB	Helix Max LRA or Helix Max LRA-DT (RIBBON)	Mule-Hide TPO-c Fleece Back / Helix Max LRA or Helix Max LRA-DT (FULL) or HydroBond W-B	-60.0
W-26.	Min. 19/32-inch CDX plywood or wood plank; 2-ft spans	Min. 2-inch Poly ISO 1, Poly ISO 1-DWD	Mule-Hide Drill Point Fastener with Mule-Hide 3" Insulation Plate	1 per 2.7 ft²	Additional layer(s), min. 1.5-inch base insulation	Helix LRA or Helix LT (RIBBON)	Mule-Hide TPO-c Fleece Back / Helix LRA (FULL), Helix LRT (FULL), Helix Max LRA (FULL) or Helix Max LRA-DT (FULL) or HydroBond W-B	-37.5
W-27.	Min. 19/32-inch CDX plywood or wood plank; 2-ft spans	Min. 2-inch Poly ISO 1, Poly ISO 1-DWD	Mule-Hide Drill Point Fastener with Mule-Hide 3" Insulation Plate	1 per 2.7 ft²	Insulation: (Optional) Additional layer(s), min. 1.5-inch base insulation Coverboard: Min. 0.25-inch DensDeck Prime or SECUROCK Gypsum-Fiber Roof Board or min. 1.5-inch Poly ISO 1-HD Composite or Poly ISO 1-NB	Helix LRA or Helix LT (RIBBON)	Mule-Hide TPO-c Fleece Back / Helix LRA (FULL), Helix LRT (FULL), Helix Max LRA (FULL) or Helix Max LRA-DT (FULL) or HydroBond W-B	-37.5
W-28.	Min. 19/32-inch CDX plywood or wood plank; 2-ft spans	Min. 2-inch Poly ISO 1, Poly ISO 1-DWD	Mule-Hide Drill Point Fastener with Mule-Hide 3" Insulation Plate	1 per 2.0 ft²	Additional layer(s), min. 1.5-inch base insulation	Helix LRA or Helix LT (RIBBON)	Mule-Hide TPO-c Fleece Back / Helix LRA (FULL), Helix LRT (FULL), Helix Max LRA (FULL) or Helix Max LRA-DT (FULL) or HydroBond W-B	-60.0
W-29.	Min. 19/32-inch CDX plywood or wood plank; 2-ft spans	Min. 2-inch Poly ISO 1, Poly ISO 1-DWD	Mule-Hide Drill Point Fastener with Mule-Hide 3" Insulation Plate	1 per 2.0 ft²	Insulation: (Optional) Additional layer(s), min. 1.5-inch base insulation Coverboard: Min. 0.25-inch DensDeck Prime or SECUROCK Gypsum-Fiber Roof Board or min. 1.5-inch Poly ISO 1-HD Composite or Poly ISO 1-NB	Helix LRA or Helix LT (RIBBON)	Mule-Hide TPO-c Fleece Back / Helix LRA (FULL), Helix LRT (FULL), Helix Max LRA (FULL) or Helix Max LRA-DT (FULL) or HydroBond W-B	-60.0
MULE-HIDE TPO-C FLEECE BACK RL APPLICATIONS:								
W-30.	Min. 19/32-inch CDX plywood or wood plank; 2-ft spans	Min. 2-inch Poly ISO 1, Poly ISO 1-DWD	Mule-Hide Drill Point Fastener with Mule-Hide 3" Insulation Plate	1 per 2.7 ft²	Insulation: (Optional) Additional layer(s), min. 1.5-inch base insulation Coverboard: Min. 0.5-inch SecurShield HD RL or min. 1.5-inch InsulBase RL	Helix Max LRA or Helix Max LRA-DT (RIBBON)	Mule-Hide TPO-c Fleece Back RL	-37.5
W-31.	Min. 19/32-inch CDX plywood or wood plank; 2-ft spans	Min. 2-inch Poly ISO 1, Poly ISO 1-DWD	Mule-Hide Drill Point Fastener with Mule-Hide 3" Insulation Plate	1 per 2.0 ft²	Insulation: (Optional) Additional layer(s), min. 1.5-inch base insulation Coverboard: Min. 0.5-inch SecurShield HD RL or min. 1.5-inch InsulBase RL	Helix Max LRA or Helix Max LRA-DT (RIBBON)	Mule-Hide TPO-c Fleece Back RL	-60.0

2026 FBC NON-HVHZ

TABLE 1C: WOOD DECKS - NEW CONSTRUCTION, REROOF (TEAR-OFF) OR RECOVER SYSTEM TYPE B-1: MECHANICALLY ATTACHED BASE INSULATION, BONDED TOP INSULATION, BONDED BASE PLY, BONDED ROOF COVER									
System No.	Deck (Note 1)	Base Insulation Layer			Top Insulation Layer(s)		Roof Cover (Note 15)		MDP (psf)
		Type	Fastener (Note 2, Note 11)	Attach (Note 17)	Type	Attach (Notes 6,7,8)	Base Ply	Cap Ply	
MULE-HIDE TPO-C FLEECE BACK MEMBRANE APPLICATIONS (PARTIAL BOND):									
W-32.	Min. 19/32-inch CDX plywood or wood plank; 2-ft spans	Min. 2-inch Poly ISO 1, Poly ISO 1-DWD	Mule-Hide Drill Point Fastener with Mule-Hide 3" Insulation Plate	1 per 2.7 ft²	Insulation: (Optional) Additional layer(s), min. 1.5-inch base insulation Coverboard: Min. 0.5-inch DensDeck Prime or SECUROCK Gypsum-Fiber Roof Board	Helix Max LRA or Helix Max LRA-DT (RIBBON)	SureMB 90TG or 120TG / torch-applied	Mule-Hide TPO-c Fleece Back / Helix Max LRA or Helix Max LRA-DT (RIBBON, 12-inch o.c.)	-37.5
W-33.	Min. 19/32-inch CDX plywood or wood plank; 2-ft spans	Min. 2-inch Poly ISO 1, Poly ISO 1-DWD	Mule-Hide Drill Point Fastener with Mule-Hide 3" Insulation Plate	1 per 2.0 ft²	Insulation: (Optional) Additional layer(s), min. 1.5-inch base insulation Coverboard: Min. 0.5-inch DensDeck Prime or SECUROCK Gypsum-Fiber Roof Board	Helix Max LRA or Helix Max LRA-DT (RIBBON)	SureMB 90TG or 120TG / torch-applied	Mule-Hide TPO-c Fleece Back / Helix Max LRA or Helix Max LRA-DT (RIBBON, 6-inch o.c.)	-60.0
W-34.	Min. 19/32-inch CDX plywood or wood plank; 2-ft spans	Min. 2-inch Poly ISO 1, Poly ISO 1-DWD	Mule-Hide Drill Point Fastener with Mule-Hide 3" Insulation Plate	1 per 2.7 ft²	Insulation: (Optional) Additional layer(s), min. 1.5-inch base insulation Coverboard: Min. 0.5-inch DensDeck Prime or SECUROCK Gypsum-Fiber Roof Board	Helix LRA or Helix LT (RIBBON)	SureMB 90TG or 120TG / torch-applied	Mule-Hide TPO-c Fleece Back / Helix Max LRA or Helix Max LRA-DT (RIBBON, 12-inch o.c.)	-37.5
W-35.	Min. 19/32-inch CDX plywood or wood plank; 2-ft spans	Min. 2-inch Poly ISO 1, Poly ISO 1-DWD	Mule-Hide Drill Point Fastener with Mule-Hide 3" Insulation Plate	1 per 2.0 ft²	Insulation: (Optional) Additional layer(s), min. 1.5-inch base insulation Coverboard: Min. 0.5-inch DensDeck Prime or SECUROCK Gypsum-Fiber Roof Board	Helix LRA or Helix LT (RIBBON)	SureMB 90TG or 120TG / torch-applied	Mule-Hide TPO-c Fleece Back / Helix Max LRA or Helix Max LRA-DT (RIBBON, 6-inch o.c.)	-60.0
MULE-HIDE TPO-C FLEECE BACK PLUS MEMBRANE APPLICATIONS:									
W-36.	Min. 19/32-inch CDX plywood or wood plank; 2-ft spans	Min. 2-inch Poly ISO 1, Poly ISO 1-DWD	Mule-Hide Drill Point Fastener with Mule-Hide 3" Insulation Plate	1 per 2.7 ft²	Insulation: (Optional) Additional layer(s), min. 1.5-inch base insulation Coverboard: Min. 0.25-inch DensDeck Prime or SECUROCK Gypsum-Fiber Roof Board	hot asphalt, Helix Max LRA (RIBBON) or Helix Max LRA-DT (RIBBON)	SureMB 90TG or 120TG / torch-applied	Mule-Hide TPO-c Fleece Back Plus / C-MCA or hot asphalt	-37.5
W-37.	Min. 19/32-inch CDX plywood or wood plank; 2-ft spans	Min. 2-inch Poly ISO 1, Poly ISO 1-DWD	Mule-Hide Drill Point Fastener with Mule-Hide 3" Insulation Plate	1 per 2.0 ft²	Insulation: (Optional) Additional layer(s), min. 1.5-inch base insulation Coverboard: Min. 0.25-inch DensDeck Prime or SECUROCK Gypsum-Fiber Roof Board	hot asphalt, Helix Max LRA (RIBBON) or Helix Max LRA-DT (RIBBON)	SureMB 90TG or 120TG / torch-applied	Mule-Hide TPO-c Fleece Back Plus / C-MCA or hot asphalt	-60.0
W-38.	Min. 19/32-inch CDX plywood or wood plank; 2-ft spans	Min. 2-inch Poly ISO 1, Poly ISO 1-DWD	Mule-Hide Drill Point Fastener with Mule-Hide 3" Insulation Plate	1 per 2.7 ft²	Insulation: (Optional) Additional layer(s), min. 1.5-inch base insulation Coverboard: Min. 0.25-inch DensDeck Prime or SECUROCK Gypsum-Fiber Roof Board	Helix LRA or Helix LT (RIBBON)	SureMB 90TG or 120TG / torch-applied	Mule-Hide TPO-c Fleece Back Plus / C-MCA or hot asphalt	-37.5
W-39.	Min. 19/32-inch CDX plywood or wood plank; 2-ft spans	Min. 2-inch Poly ISO 1, Poly ISO 1-DWD	Mule-Hide Drill Point Fastener with Mule-Hide 3" Insulation Plate	1 per 2.0 ft²	Insulation: (Optional) Additional layer(s), min. 1.5-inch base insulation Coverboard: Min. 0.25-inch DensDeck Prime or SECUROCK Gypsum-Fiber Roof Board	Helix LRA or Helix LT (RIBBON)	SureMB 90TG or 120TG / torch-applied	Mule-Hide TPO-c Fleece Back Plus / C-MCA or hot asphalt	-60.0

2026 FBC NON-HVHZ

TABLE 1D: WOOD DECKS - NEW CONSTRUCTION, REROOF (TEAR-OFF) OR RECOVER SYSTEM TYPE C-1: MECHANICALLY ATTACHED INSULATION, BONDED ROOF COVER							
System No.	Deck (Note 1)	Base Insulation Layer (Note 13, Note 17)	Top Insulation Layer			Roof Cover (Note 15)	MDP (psf)
			Type	Fastener (Note 2, Note 11)	Attach (Note 17)		
MULE-HIDE TPO-C OR MULE-HIDE TPO-C (FR) MEMBRANE APPLICATIONS:							
W-40.	Min. 19/32-inch CDX plywood or wood plank; 2-ft spans	(Optional) One or more layers, any combination, loose laid	Min. 2-inch Poly ISO 1, Poly ISO 1-DWD, Poly ISO 1-DWD HD Composite	Mule-Hide Drill Point Fastener with Mule-Hide 3" Insulation Plate	1 per 2.7 ft²	Mule-Hide TPO-c / AeroWeb, LVOC BA or TPO-c BA	-37.5
W-41.	Min. 19/32-inch CDX plywood or wood plank; 2-ft spans	(Optional) One or more layers, any combination, loose laid	Min. 0.5-inch Poly ISO 1-HD, Poly ISO 1-HD Plus or EcoStorm VSH	Mule-Hide Drill Point Fastener with Mule-Hide 3" Insulation Plate	1 per 2.0 ft²	Mule-Hide TPO-c / AeroWeb, LVOC BA or TPO-c BA	-37.5
W-42.	Min. 19/32-inch CDX plywood or wood plank; 2-ft spans	(Optional) One or more layers, any combination, loose laid	Min. 0.5-inch DensDeck Prime or SECUROCK Gypsum-Fiber Roof Board	Mule-Hide Drill Point Fastener with Mule-Hide 3" Insulation Plate	1 per 4.0 ft²	Mule-Hide TPO-c / AeroWeb, LVOC BA or TPO-c BA	-45.0*
W-43.	Min. 19/32-inch CDX plywood or wood plank; 2-ft spans	(Optional) One or more layers, any combination, loose laid	Min. 0.5-inch DensDeck Prime or SECUROCK Gypsum-Fiber Roof Board	Mule-Hide Drill Point Fastener with Mule-Hide 3" Insulation Plate	1 per 2.7 ft²	Mule-Hide TPO-c / AeroWeb, LVOC BA or TPO-c BA	-45.0
W-44.	Min. 23/32-inch plywood; 2-ft spans	(Optional) One or more layers, any combination, loose laid	Min 0.5-inch SECUROCK Gypsum-Fiber Roof Board	Note 2	1 per 3.2 ft²	Mule-Hide TPO-c / AeroWeb or LVOC BA	-45.0*
W-45.	Min. 19/32-inch plywood or wood plank; 2-ft spans	(Optional) One or more layers, any combination, loose laid	Min. 1.5-inch Poly ISO 2, Poly ISO 1, Poly ISO 1-DWD or ENRGY 3	Note 2	1 per 2.0 ft²	Mule-Hide TPO-c / Aqua Base 120, AeroWeb or TPO-c BA	-45.0*
W-46.	Min. 19/32-inch CDX plywood or wood plank; 2-ft spans	(Optional) One or more layers, any combination, loose laid	Min. 2-inch Poly ISO 1, Poly ISO 1-DWD, Poly ISO 1-HD-Composite	Mule-Hide Drill Point Fastener with Mule-Hide 3" Insulation Plate	1 per 2.0 ft²	Mule-Hide TPO-c / AeroWeb, LVOC BA or TPO-c BA	-60.0
W-47.	Min. 19/32-inch CDX plywood or wood plank; 2-ft spans	(Optional) One or more layers, any combination, loose laid	Min. 0.5-inch DensDeck Prime	Mule-Hide Drill Point Fastener with Mule-Hide 3" Insulation Plate	1 per 2.0 ft²	Mule-Hide TPO-c / AeroWeb, LVOC BA or TPO-c BA	-60.0
W-48.	Min. 19/32-inch CDX plywood or wood plank; 2-ft spans	(Optional) One or more layers, any combination, loose laid	Min. 0.5-inch DensDeck Prime	Mule-Hide Drill Point Fastener with Mule-Hide 3" Insulation Plate	1 per 1.8 ft²	Mule-Hide TPO-c / AeroWeb, LVOC BA or TPO-c BA	-67.5
W-49.	Min. 19/32-inch CDX plywood or wood plank; 2-ft spans	(Optional) One or more layers, any combination, loose laid	Min. 0.5-inch SECUROCK Gypsum-Fiber Roof Board	Mule-Hide Drill Point Fastener with Mule-Hide 3" Insulation Plate	1 per 2.0 ft²	Mule-Hide TPO-c / AeroWeb, LVOC BA or TPO-c BA	-75.0
MULE-HIDE TPO-C FLEECE BACK MEMBRANE APPLICATIONS (FULL BOND):							
W-50.	Min. 19/32-inch CDX plywood or wood plank; 2-ft spans	(Optional) One or more layers, any combination, loose laid	Min. 2-inch Poly ISO 1, Poly ISO 1-DWD, Poly ISO 1-HD-Composite	Mule-Hide Drill Point Fastener with Mule-Hide 3" Insulation Plate	1 per 2.7 ft²	Mule-Hide TPO-c Fleece Back / Helix LRA (FULL), Helix LRT (FULL), Helix Max LRA (FULL) or Helix Max LRA-DT (FULL) or HydroBond W-B	-37.5

2026 FBC NON-HVHZ

TABLE 1D: WOOD DECKS - NEW CONSTRUCTION, REROOF (TEAR-OFF) OR RECOVER SYSTEM TYPE C-1: MECHANICALLY ATTACHED INSULATION, BONDED ROOF COVER							
System No.	Deck (Note 1)	Base Insulation Layer (Note 13, Note 17)	Top Insulation Layer			Roof Cover (Note 15)	MDP (psf)
			Type	Fastener (Note 2, Note 11)	Attach (Note 17)		
W-51.	Min. 19/32-inch CDX plywood or wood plank; 2-ft spans	(Optional) One or more layers, any combination, loose laid	Min. 0.5-inch Poly ISO 1-HD, Poly ISO 1-HD Plus or EcoStorm VSH	Mule-Hide Drill Point Fastener with Mule-Hide 3" Insulation Plate	1 per 2.0 ft²	Mule-Hide TPO-c Fleece Back / Helix Max LRA or Helix Max LRA-DT (FULL) or HydroBond W-B	-37.5
W-52.	Min. 19/32-inch CDX plywood or wood plank; 2-ft spans	(Optional) One or more layers, any combination, loose laid	Min. 0.5-inch DensDeck Prime or SECUROCK Gypsum-Fiber Roof Board	Mule-Hide Drill Point Fastener with Mule-Hide 3" Insulation Plate	1 per 4.0 ft²	Mule-Hide TPO-c Fleece Back / Helix LRA (FULL), Helix LRT (FULL), Helix Max LRA (FULL) or Helix Max LRA-DT (FULL) or HydroBond W-B	-45.0*
W-53.	Min. 19/32-inch CDX plywood or wood plank; 2-ft spans	(Optional) One or more layers, any combination, loose laid	Min. 0.5-inch DensDeck Prime or SECUROCK Gypsum-Fiber Roof Board	Mule-Hide Drill Point Fastener with Mule-Hide 3" Insulation Plate	1 per 2.7 ft²	Mule-Hide TPO-c Fleece Back / Helix LRA (FULL), Helix LRT (FULL), Helix Max LRA (FULL) or Helix Max LRA-DT (FULL) or HydroBond W-B	-45.0
W-54.	Min. 23/32-inch plywood	(Optional) One or more layers, any combination, loose laid	Min 0.5-inch SECUROCK Gypsum-Fiber Roof Board	Note 2	1 per 3.2 ft²	Mule-Hide TPO-c Fleece Back / Helix LRA (FULL), Helix LRT (FULL), Helix Max LRA (FULL) or Helix Max LRA-DT (FULL) or HydroBond W-B	-45.0*
W-55.	Min. 19/32-inch CDX plywood or wood plank; 2-ft spans	(Optional) One or more layers, any combination, loose laid	Min. 2-inch Poly ISO 1, Poly ISO 1-DWD, Poly ISO 1-HD-Composite	Mule-Hide Drill Point Fastener with Mule-Hide 3" Insulation Plate	1 per 2.0 ft²	Mule-Hide TPO-c Fleece Back / Helix LRA (FULL), Helix LRT (FULL), Helix Max LRA (FULL) or Helix Max LRA-DT (FULL) or HydroBond W-B	-60.0
W-56.	Min. 19/32-inch CDX plywood or wood plank; 2-ft spans	(Optional) One or more layers, any combination, loose laid	Min. 0.5-inch DensDeck Prime	Mule-Hide Drill Point Fastener with Mule-Hide 3" Insulation Plate	1 per 2.0 ft²	Mule-Hide TPO-c Fleece Back / Helix LRA (FULL), Helix LRT (FULL), Helix Max LRA (FULL) or Helix Max LRA-DT (FULL) or HydroBond W-B	-60.0
W-57.	Min. 19/32-inch CDX plywood or wood plank; 2-ft spans	(Optional) One or more layers, any combination, loose laid	Min. 0.5-inch DensDeck Prime	Mule-Hide Drill Point Fastener with Mule-Hide 3" Insulation Plate	1 per 1.8 ft²	Mule-Hide TPO-c Fleece Back / Helix LRA (FULL), Helix LRT (FULL), Helix Max LRA (FULL) or Helix Max LRA-DT (FULL) or HydroBond W-B	-67.5
W-58.	Min. 19/32-inch CDX plywood or wood plank; 2-ft spans	(Optional) One or more layers, any combination, loose laid	Min. 0.5-inch SECUROCK Gypsum-Fiber Roof Board	Mule-Hide Drill Point Fastener with Mule-Hide 3" Insulation Plate	1 per 2.0 ft²	Mule-Hide TPO-c Fleece Back / Helix Max LRA or Helix Max LRA-DT (FULL) or HydroBond W-B	-75.0

TABLE 1E: WOOD DECKS - NEW CONSTRUCTION, REROOF (Tear-Off) or RECOVER SYSTEM TYPE C-2: MECHANICALLY ATTACHED INSULATION, INDUCTION WELDED ROOF COVER						
System No.	Deck (Note 1)	Insulation Layer (Note 13, Note 17)	Attachment		Roof Cover (Note 15B)	MDP (psf)
			Fastener (Note 11)	Density		
RHINOBOND SYSTEMS:						
W-59.	Min. 15/32-inch plywood or wood plank	(Optional) One or more layers, any combination, loose laid	OMG XHD or Dekfast DF-#15-PH3 and RhinoBond Insulation Plate (TPO) or RhinoBond TreadSafe Plate (TPO)	1 per 6 ft² (2 x 3 ft grid pattern)	Mule-Hide TPO-c or Mule-Hide TPO-c Extra induction welded with RhinoBond tool per manufacturer's instructions.	-22.5*
W-60.	Min. 15/32-inch plywood or wood plank	(Optional) One or more layers, any combination, loose laid	OMG XHD or Dekfast DF-#15-PH3 and RhinoBond Insulation Plate (TPO) or RhinoBond TreadSafe Plate (TPO)	1 per 4.0 ft² (2 x 2 ft grid pattern)	Mule-Hide TPO-c or Mule-Hide TPO-c Extra induction welded with RhinoBond tool per manufacturer's instructions.	-30.0

2024 FBC NON-HVHZ

TABLE 1E: WOOD DECKS - NEW CONSTRUCTION, REROOF (Tear-Off) or RECOVER SYSTEM TYPE C-2: MECHANICALLY ATTACHED INSULATION, INDUCTION WELDED ROOF COVER						
System No.	Deck (Note 1)	Insulation Layer (Note 13, Note 17)	Attachment		Roof Cover (Note 15B)	MDP (psf)
			Fastener (Note 11)	Density		
W-61.	Min. 15/32-inch plywood or wood plank	(Optional) One or more layers, any combination, loose laid	OMG XHD or Dekfast DF-#15-PH3 and RhinoBond Insulation Plate (TPO) or RhinoBond TreadSafe Plate (TPO)	1 per 4.0 ft² (2 x 2 ft grid pattern)	Mule-Hide TPO-c or Mule-Hide TPO-c Extra induction welded with RhinoBond tool per manufacturer's instructions.	-37.5*
W-62.	Min. 19/32-inch plywood or wood plank	(Optional) One or more layers, any combination, loose laid	OMG XHD or Dekfast DF-#15-PH3 and RhinoBond Insulation Plate (TPO) or RhinoBond TreadSafe Plate (TPO)	1 per 6 ft² (2 x 3 ft grid pattern)	Mule-Hide TPO-c or Mule-Hide TPO-c Extra induction welded with RhinoBond tool per manufacturer's instructions.	-45.0*
W-63.	Min. 15/32-inch plywood or wood plank	(Optional) One or more layers, any combination, loose laid	OMG XHD or Dekfast DF-#15-PH3 and RhinoBond Insulation Plate (TPO) or RhinoBond TreadSafe Plate (TPO)	1 per 2.7 ft² (12 parts per 4x8 ft board)	Mule-Hide TPO-c or Mule-Hide TPO-c Extra induction welded with RhinoBond tool per manufacturer's instructions.	-45.0
W-64.	Min. 15/32-inch plywood or wood plank	(Optional) One or more layers, any combination, loose laid	OMG XHD or Dekfast DF-#15-PH3 and RhinoBond Insulation Plate (TPO) or RhinoBond TreadSafe Plate (TPO)	6-inch o.c. in rows 60-inch o.c.	Mule-Hide TPO-c or Mule-Hide TPO-c Extra induction welded with RhinoBond tool per manufacturer's instructions.	-60.0
W-65.	Min. 19/32-inch plywood or wood plank	(Optional) One or more layers, any combination, loose laid	OMG XHD or Dekfast DF-#15-PH3 and RhinoBond Insulation Plate (TPO) or RhinoBond TreadSafe Plate (TPO)	1 per 2.7 ft² (12 parts per 4x8 ft board)	Mule-Hide TPO-c or Mule-Hide TPO-c Extra induction welded with RhinoBond tool per manufacturer's instructions.	-67.5
***ISOWELD* INDUCTION WELDING SYSTEM:**						
W-66.	Min. 15/32-inch plywood or wood plank	(Optional) One or more layers, any combination, loose laid	Dekfast DF-#15-PH3 with SFS isoweld F1-P-6.8-TPO Plate	1 per 6 ft² (2 x 3 ft grid pattern)	Mule-Hide TPO-c or Mule-Hide TPO-c Extra induction welded with SFS *isoweld*® 3000 stand-up tool.	-22.5*
W-67.	Min. 15/32-inch plywood or wood plank	(Optional) One or more layers, any combination, loose laid	Dekfast DF-#15-PH3 with SFS isoweld F1-P-6.8-TPO Plate	1 per 4.0 ft² (2 x 2 ft grid pattern)	Mule-Hide TPO-c or Mule-Hide TPO-c Extra induction welded with SFS *isoweld*® 3000 stand-up tool.	-30.0
W-68.	Min. 15/32-inch plywood or wood plank	(Optional) One or more layers, any combination, loose laid	Dekfast DF-#15-PH3 with SFS isoweld F1-P-6.8-TPO Plate	1 per 4.0 ft² (2 x 2 ft grid pattern)	Mule-Hide TPO-c or Mule-Hide TPO-c Extra induction welded with SFS *isoweld*® 3000 stand-up tool.	-37.5*
W-69.	Min. 19/32-inch plywood or wood plank	(Optional) One or more layers, any combination, loose laid	Dekfast DF-#15-PH3 with SFS isoweld F1-P-6.8-TPO Plate	1 per 6 ft² (2 x 3 ft grid pattern)	Mule-Hide TPO-c or Mule-Hide TPO-c Extra induction welded with SFS *isoweld*® 3000 stand-up tool.	-45.0*
W-70.	Min. 15/32-inch plywood or wood plank	(Optional) One or more layers, any combination, loose laid	Dekfast DF-#15-PH3 with SFS isoweld F1-P-6.8-TPO Plate	1 per 2.7 ft² (12 parts per 4x8 ft board)	Mule-Hide TPO-c or Mule-Hide TPO-c Extra induction welded with SFS *isoweld*® 3000 stand-up tool.	-45.0
W-71.	Min. 15/32-inch plywood or wood plank	(Optional) One or more layers, any combination, loose laid	Dekfast DF-#15-PH3 with SFS isoweld F1-P-6.8-TPO Plate	6-inch o.c. in rows 60-inch o.c.	Mule-Hide TPO-c or Mule-Hide TPO-c Extra induction welded with SFS *isoweld*® 3000 stand-up tool.	-60.0
W-72.	Min. 19/32-inch plywood or wood plank	(Optional) One or more layers, any combination, loose laid	Dekfast DF-#15-PH3 with SFS isoweld F1-P-6.8-TPO Plate	1 per 2.7 ft² (12 parts per 4x8 ft board)	Mule-Hide TPO-c or Mule-Hide TPO-c Extra induction welded with SFS *isoweld*® 3000 stand-up tool.	-67.5

2026 FBC NON-HVHZ

TABLE 1F: WOOD DECKS – NEW CONSTRUCTION, REROOF (TEAR-OFF) OR RECOVER SYSTEM TYPE D-1: INSULATED, MECHANICALLY ATTACHED ROOF COVER										
System No.	Deck (Note 1)	Insulation Layer (Note 13, Note 17)		Roof Cover (Note 15)						MDP (psf)
		Type	Attach	Membrane	Fastener (Note 11)	Fastener Spacing	Lap Width	Lap Spacing	Seam Weld	
W-73.	Min. 19/32-inch CDX plywood or wood plank; 2 ft spans	One or more layers, any combination	Prelim. Attach	Mule-Hide TPO-c, min. 60-mil or Mule-Hide TPO-c Fleece Back FR	Mule-Hide EHD Fastener with Mule-Hide 2.4" Seam Plate	12-inch o.c.	5.5-inch	114.5-inch o.c.	1.5-inch outside	-22.5
W-74.	Min. 19/32-inch CDX plywood or wood plank; 2 ft spans	One or more layers, any combination	Prelim. Attach	Mule-Hide TPO-c Fleece Back	Mule-Hide EHD Fastener with Mule-Hide 2.4" Seam Plate	6-inch o.c.	5.5-inch	138.5-inch o.c.	1.5-inch outside	-37.5
W-75.	Min. 19/32-inch CDX plywood or wood plank; 2 ft spans	One or more layers, any combination	Prelim. Attach	Mule-Hide TPO-c, min. 60-mil or Mule-Hide TPO-c Fleece Back FR	Mule-Hide EHD Fastener with Mule-Hide 2.4" Seam Plate	6-inch o.c.	5.5-inch	114.5-inch o.c.	1.5-inch outside	-45.0
W-76.	Min. 19/32-inch plywood or wood plank; 2-ft spans	One or more layers, any combination	Prelim. attach	Mule-Hide TPO-c	Mule-Hide EHD Fastener with Mule-Hide 2.4" Seam Plate	6-inch o.c.	5.5-inch	90.5-inch o.c.	1.5-inch outside	-52.5
W-77.	Min. 19/32-inch plywood or wood plank; 2-ft spans	One or more layers, any combination	Prelim. attach	Mule-Hide TPO-c	Mule-Hide EHD Fastener with Mule-Hide 2.4" Seam Plate	6-inch o.c.	5.5-inch	66.5-inch o.c.	1.5-inch outside	-67.5

TABLE 1G: WOOD DECKS - NEW CONSTRUCTION, REROOF (TEAR-OFF) OR RECOVER SYSTEM TYPE E-1: NON-INSULATED, MECHANICALLY ATTACHED ROOF COVER										
System No.	Deck (Note 1)	Thermal Barrier		Roof Cover (Note 15)						MDP (psf)
		Type	Attach (Note 17)	Membrane	Fastener (Note 11)	Fastener Spacing	Lap Width	Lap Spacing	Seam Weld	
W-78.	Min. 19/32-inch CDX plywood or wood plank; 2 ft spans	(Optional) Any approved thermal barrier	Prelim. Attach	Mule-Hide TPO-c, min. 60-mil or Mule-Hide TPO-c Fleece Back FR	Mule-Hide EHD Fastener with Mule-Hide 2.4" Seam Plate	12-inch o.c.	5.5-inch	114.5-inch o.c.	1.5-inch outside	-22.5
W-79.	Min. 19/32-inch CDX plywood or wood plank; 2 ft spans	(Optional) Any approved thermal barrier	Prelim. Attach	Mule-Hide TPO-c Fleece Back	Mule-Hide EHD Fastener with Mule-Hide 2.4" Seam Plate	6-inch o.c.	5.5-inch	138.5-inch o.c.	1.5-inch outside	-37.5
W-80.	Min. 19/32-inch CDX plywood or wood plank; 2 ft spans	(Optional) Any approved thermal barrier	Prelim. Attach	Mule-Hide TPO-c, min. 60-mil or Mule-Hide TPO-c Fleece Back FR	Mule-Hide EHD Fastener with Mule-Hide 2.4" Seam Plate	6-inch o.c.	5.5-inch	114.5-inch o.c.	1.5-inch outside	-45.0
W-81.	Min. 19/32-inch plywood; 2-ft spans	(Optional) Any approved thermal barrier	Prelim. Attach	Mule-Hide TPO-c or Mule-Hide TPO-c Fleece Back FR	Mule-Hide EHD Fastener with Mule-Hide 2.4" Seam Plate installed through wood sheathing to engage structural members	6-inch o.c.	5.5-inch	48-inch o.c. (over structural members)	1.5-inch outside	-75.0

2026 FBC NON-HVHZ

TABLE 2A: STEEL DECKS – NEW CONSTRUCTION OR REROOF (TEAR-OFF) SYSTEM TYPE A-1: BONDED INSULATION, BONDED ROOF COVER									
System No.	Deck (Note 1)	Vapor Barrier	Base Insulation Layer		Top Insulation Layer		Roof Cover (Note 15)		MDP (psf)
			Type	Attach (Notes 6,7,8)	Type	Attach (Notes 6,7,8)	Membrane	Application	
MULE-HIDE TPO-C OR MULE-HIDE TPO-C (FR) MEMBRANE APPLICATIONS:									
SC-1	Min. 22 ga., type B, Grade 33 steel	(Optional) VapAir Seal MD, self-adhering	Min. 1.5-inch Poly ISO 1, Poly ISO 1-DWD	Helix Max LRA or Helix Max LRA-DT (RIBBON, 6-inch o.c. @ every deck flange)	(Optional) Additional layer(s) base insulation	Helix Max LRA or Helix Max LRA-DT (RIBBON)	Mule-Hide TPO-c	LVOC BA	-52.5
SC-2	Min. 22 ga., type B, Grade 33 steel	(Optional) VapAir Seal MD, self-adhering	Min. 1.5-inch Poly ISO 1, Poly ISO 1-DWD	Helix Max LRA or Helix Max LRA-DT (RIBBON, 6-inch o.c. @ every deck flange)	(Optional) Additional layer(s) base insulation	Helix Max LRA or Helix Max LRA-DT (RIBBON)	Mule-Hide TPO-c	TPO-c BA	-75.0
SC-3	Min. 22 ga., type B, Grade 33 steel	(Optional) VapAir Seal MD, self-adhering	Min. 1.5-inch Poly ISO 1, Poly ISO 1-DWD	Helix Max LRA or Helix Max LRA-DT (RIBBON, 6-inch o.c. @ every deck flange)	Insulation: (Optional) Additional layer(s) base insulation Coverboard: Min. 0.25-inch DensDeck Prime or SECUROCK Gypsum-Fiber Roof Board or min. 0.5-inch Poly ISO 1-HD, Poly ISO 1-HD Plus or EcoStorm VSH or min. 1.5-inch Poly ISO 1-DWD, Poly ISO 1-HD-Composite	Helix Max LRA or Helix Max LRA-DT (RIBBON)	Mule-Hide TPO-c	LVOC BA or TPO-c BA	-82.5
SC-4	Min. 22 ga., type B, Grade 33 steel	(Optional) VapAir Seal MD, self-adhering	Min. 1.5-inch Poly ISO 1, Poly ISO 1-DWD and/or Poly ISO 1-HD-Composite	Helix Max LRA or Helix Max LRA-DT (RIBBON, 6-inch o.c. @ every deck flange)	(Optional) Additional layer(s) base insulation, min. 0.25-inch DensDeck Prime or SECUROCK Gypsum-Fiber Roof Board or min. 0.5-inch Poly ISO 1-HD, Poly ISO 1-HD Plus or EcoStorm VSH	Helix Max LRA or Helix Max LRA-DT (RIBBON)	Mule-Hide TPO-c	AeroWeb	-82.5
SC-5	Min. 22 ga., type B, Grade 33 steel	(Optional) VapAir Seal MD, self-adhering	(Optional) Min. 1.5-inch Poly ISO 1, Poly ISO 1-DWD	Helix Max LRA or Helix Max LRA-DT (RIBBON, 6-inch o.c. @ every deck flange)	Insulation: (Optional) Additional layer(s) base insulation Coverboard: Min. 1.5-inch Poly ISO 1-NB	Helix Max LRA or Helix Max LRA-DT (RIBBON)	Mule-Hide TPO-c	AeroWeb, LVOC BA or TPO-c BA	-82.5
SC-6	Min. 22 ga., type B, Grade 33 steel	None	Min. 1.5-inch Poly ISO 1, Poly ISO 1-DWD	Helix Max LRA or Helix Max LRA-DT (RIBBON, 6-inch o.c. @ every deck flange)	None	N/A	Mule-Hide TPO-c	AeroWeb or TPO-c BA	-105.0
MULE-HIDE TPO-C FLEECE BACK MEMBRANE APPLICATIONS (FULL BOND):									
SC-7	Min. 22 ga., type B, Grade 33 steel	(Optional) VapAir Seal MD, self-adhering	Min. 1.5-inch Poly ISO 1, Poly ISO 1-DWD and/or Poly ISO 1-HD-Composite	Helix Max LRA or Helix Max LRA-DT (RIBBON, 6-inch o.c. @ every deck flange)	(Optional) Additional layer(s) base insulation, min. 0.25-inch DensDeck Prime or SECUROCK Gypsum-Fiber Roof Board or min. 0.5-inch Poly ISO 1-HD, Poly ISO 1-HD Plus or EcoStorm VSH	Helix Max LRA or Helix Max LRA-DT (RIBBON)	Mule-Hide TPO-c Fleece Back	Helix Max LRA or Helix Max LRA-DT (FULL)	-82.5

2026 FBC NON-HVHZ

TABLE 2A: STEEL DECKS – NEW CONSTRUCTION OR REROOF (TEAR-OFF) SYSTEM TYPE A-1: BONDED INSULATION, BONDED ROOF COVER									
System No.	Deck (Note 1)	Vapor Barrier	Base Insulation Layer		Top Insulation Layer		Roof Cover (Note 15)		MDP (psf)
			Type	Attach (Notes 6,7,8)	Type	Attach (Notes 6,7,8)	Membrane	Application	
SC-8	Min. 22 ga., type B, Grade 33 steel	(Optional) VapAir Seal MD, self-adhering	Min. 1.5-inch Poly ISO 1, Poly ISO 1-DWD and/or Poly ISO 1-HD-Composite	Helix Max LRA or Helix Max LRA-DT (RIBBON, 6-inch o.c. @ every deck flange)	(Optional) Additional layer(s) base insulation, min. 0.25-inch DensDeck Prime or min. 0.5-inch Poly ISO 1-HD, Poly ISO 1-HD Plus or EcoStorm VSH	Helix Max LRA or Helix Max LRA-DT (RIBBON)	Mule-Hide TPO-c Fleece Back	HydroBond W-B	-82.5
SC-9	Min. 22 ga., type B, Grade 33 steel	(Optional) VapAir Seal MD, self-adhering	(Optional) Min. 1.5-inch Poly ISO 1, Poly ISO 1-DWD	Helix Max LRA or Helix Max LRA-DT (RIBBON, 6-inch o.c. @ every deck flange)	Insulation: (Optional) Additional layer(s) base insulation Coverboard: Min. 1.5-inch Poly ISO 1-NB	Helix Max LRA or Helix Max LRA-DT (RIBBON)	Mule-Hide TPO-c Fleece Back	Helix Max LRA or Helix Max LRA-DT (FULL)	-82.5
SC-10	Min. 22 ga., type B, Grade 33 steel	None	Min. 1.5-inch Poly ISO 1, Poly ISO 1-DWD	Helix Max LRA or Helix Max LRA-DT (RIBBON, 6-inch o.c. @ every deck flange)	None	N/A	Mule-Hide TPO-c Fleece Back	Helix Max LRA or Helix Max LRA-DT (FULL)	-105.0
MULE-HIDE TPO-C FLEECE BACK RL APPLICATIONS:									
SC-11	Min. 22 ga., type B, Grade 33 steel	(Optional) VapAir Seal MD, self-adhering	Min. 1.5-inch InsulBase RL	Helix Max LRA or Helix Max LRA-DT (RIBBON, 6-inch o.c. @ every deck flange)	None	N/A	Mule-Hide TPO-c Fleece Back RL		-82.5
SC-12	Min. 22 ga., type B, Grade 33 steel	(Optional) VapAir Seal MD, self-adhering	Min. 1.5-inch Poly ISO 1, Poly ISO 1-DWD	Helix Max LRA or Helix Max LRA-DT (RIBBON, 6-inch o.c. @ every deck flange)	Insulation: (Optional) Additional layer(s) base insulation Coverboard: Min. 0.5-inch SecurShield HD RL or min. 1.5-inch InsulBase RL	Helix Max LRA or Helix Max LRA-DT (RIBBON)	Mule-Hide TPO-c Fleece Back RL		-82.5
SC-13	Min. 22 ga., type B, Grade 33 steel	None	Min. 1.5-inch Poly ISO 1, Poly ISO 1-DWD	Helix Max LRA or Helix Max LRA-DT (RIBBON, 6-inch o.c. @ every deck flange)	Min. 0.5-inch SecurShield HD RL	Helix Max LRA or Helix Max LRA-DT (FULL)	Mule-Hide TPO-c Fleece Back RL		-105.0

2026 FBC NON-HVHZ

TABLE 2B: STEEL OR STRUCTURAL CONCRETE DECKS - NEW CONSTRUCTION, REROOF (TEAR-OFF) OR RECOVER SYSTEM TYPE B-1: MECHANICALLY ATTACHED BASE INSULATION, BONDED TOP INSULATION, BONDED ROOF COVER								
System No.	Deck (Note 1)	Base Insulation Layer			Top Insulation Layer(s)		Roof Cover (Note 15)	MDP (psf)
		Type	Fastener (Note 2, Note 11)	Attach (Note 17)	Type	Attach (Notes 6,7,8)		
MULE-HIDE TPO-C OR MULE-HIDE TPO-C (FR) MEMBRANE APPLICATIONS:								
SC-14	Min. 22 ga., type B, Grade 33 steel or min. 2,500 psi structural concrete	Min. 0.5-inch DensDeck followed by min. 2-inch Insulfoam VIII	Note 2	1 per 2.7 ft²	Min. 1.5-inch InsulLam (OSB)	Helix Max LRA (RIBBON, 6-inch o.c.)	Mule-Hide TPO-c / Aqua Base 120, AeroWeb or TPO-c BA	-37.5*
SC-15	Min. 22 ga., type B, Grade 33 steel or min. 2,500 psi structural concrete	Min. 1.5-inch Poly ISO 1, Poly ISO 1-DWD	Note 2	1 per 3.2 ft²	Insulation: (Optional) Additional layer(s) base insulation Coverboard: Min. 0.25-inch SECUROCK Ultralight Coated Glass-Mat Roof Board	Helix Max LRA (RIBBON)	Mule-Hide TPO-c / TPO-c BA	-37.5*
SC-16	Min. 22 ga., type B, Grade 33 steel or min. 2,500 psi structural concrete	Min. 1.5-inch Poly ISO 1, Poly ISO 1-DWD	Note 2	1 per 3.2 ft²	Insulation: (Optional) Additional layer(s) base insulation Coverboard: Min. 0.25-inch SECUROCK Gypsum-Fiber Roof Board	Helix Max LRA or Helix Max LRA-DT (RIBBON)	Mule-Hide TPO-c / Aqua Base 120, AeroWeb, LVOC BA or TPO-c BA	-45.0*
SC-17	Min. 22 ga., type B, Grade 33 steel or min. 2,500 psi structural concrete	Min. 0.5-inch DensDeck followed by min. 2-inch Insulfoam VIII	Note 2	1 per 2.0 ft²	Min. 2-inch Insulfoam HD Composite	Helix Max LRA (RIBBON, 6-inch o.c.)	Mule-Hide TPO-c / AeroWeb, LVOC BA or TPO-c BA	-45.0*
SC-18	Min. 22 ga., type B, Grade 33 steel or min. 2,500 psi structural concrete	Min. 1.5-inch Poly ISO 1, Poly ISO 1-DWD	Steel: Mule-Hide Drill Point Fastener with Mule-Hide 3" Insulation Plate Concrete: Note 2	1 per 2.0 ft²	Insulation: (Optional) Additional layer(s) base insulation Coverboard: Min. 1-inch Poly ISO 1, Poly ISO 1-DWD	Helix Max LRA or Helix Max LRA-DT (RIBBON)	Mule-Hide TPO-c (min. 60-mil) / AeroWeb or TPO-c BA	-45.0
SC-19	Min. 22 ga., type B, Grade 33 steel or min. 2,500 psi structural concrete	Min. 2-inch Poly ISO 1, Poly ISO 1-DWD	Steel: Mule-Hide Drill Point Fastener with Mule-Hide 3" Insulation Plate Concrete: Note 2	1 per 2.0 ft²	Insulation: (Optional) Additional layer(s) base insulation Coverboard: Min. 0.5-inch Poly ISO 1, Poly ISO 1-DWD	Helix Max LRA or Helix Max LRA-DT (RIBBON, 6-inch o.c.)	Mule-Hide TPO-c (min. 60-mil) / AeroWeb or TPO-c BA	-52.5
SC-20	Min. 22 ga., type B, Grade 33 steel or min. 2,500 psi structural concrete	Min. 1.5-inch Poly ISO 1, Poly ISO 1-DWD	Steel: Mule-Hide Drill Point Fastener with Mule-Hide 3" Insulation Plate Concrete: Note 2	1 per 1.8 ft²	Insulation: (Optional) Additional layer(s) base insulation Coverboard: Min. 0.5-inch Poly ISO 1-HD, Poly ISO 1-HD Plus or EcoStorm VSH	Helix Max LRA or Helix Max LRA-DT (RIBBON, 6-inch o.c.)	Mule-Hide TPO-c / AeroWeb or LVOC BA	-52.5
SC-21	Min. 22 ga., type B, Grade 33 steel or min. 2,500 psi structural concrete	Min. 1.5-inch Poly ISO 1, Poly ISO 1-DWD	Steel: Mule-Hide Drill Point Fastener with Mule-Hide 3" Insulation Plate Concrete: Note 2	1 per 2.0 ft²	Insulation: (Optional) Additional layer(s) base insulation Coverboard: Min. 0.5-inch DensDeck Prime, SECUROCK Gypsum-Fiber Roof Board, Poly ISO 1-HD, Poly ISO 1-HD Plus or EcoStorm VSH	Helix Max LRA or Helix Max LRA-DT (RIBBON)	Mule-Hide TPO-c (min. 60-mil) / AeroWeb or TPO-c BA	-60.0

2026 FBC NON-HVHZ

TABLE 2B: STEEL OR STRUCTURAL CONCRETE DECKS - NEW CONSTRUCTION, REROOF (TEAR-OFF) OR RECOVER SYSTEM TYPE B-1: MECHANICALLY ATTACHED BASE INSULATION, BONDED TOP INSULATION, BONDED ROOF COVER								
System No.	Deck (Note 1)	Base Insulation Layer			Top Insulation Layer(s)		Roof Cover (Note 15)	MDP (psf)
		Type	Fastener (Note 2, Note 11)	Attach (Note 17)	Type	Attach (Notes 6,7,8)		
SC-22	Min. 22 ga., type B, Grade 33 steel or min. 2,500 psi structural concrete	Min. 2-inch Poly ISO 1, Poly ISO 1-DWD	Steel: Mule-Hide Drill Point Fastener with Mule-Hide 3" Insulation Plate Concrete: Note 2	1 per 1.8 ft²	Insulation: (Optional) Additional layer(s) base insulation Coverboard: Min. 0.5-inch Poly ISO 1-HD, Poly ISO 1-HD Plus or EcoStorm VSH	Helix Max LRA or Helix Max LRA-DT (RIBBON, 6-inch o.c.)	Mule-Hide TPO-c / AeroWeb, LVOC BA or TPO-c BA	-60.0
SC-23	Min. 22 ga., type B, Grade 33 steel or min. 2,500 psi structural concrete	Min. 2-inch Poly ISO 1, Poly ISO 1-DWD	Steel: Mule-Hide Drill Point Fastener with Mule-Hide 3" Insulation Plate Concrete: Note 2	1 per 1.6 ft²	Insulation: (Optional) Additional layer(s) base insulation Coverboard: Min. 0.5-inch DensDeck Prime, SECUROCK Gypsum-Fiber Roof Board, Poly ISO 1-HD, Poly ISO 1-HD Plus or EcoStorm VSH	Helix Max LRA or Helix Max LRA-DT (RIBBON, 6-inch o.c.)	Mule-Hide TPO-c (min. 60-mil) / AeroWeb or TPO-c BA	-67.5
SC-24	Min. 22 ga., type B, Grade 33 steel or min. 2,500 psi structural concrete	Min. 2-inch Poly ISO 1, Poly ISO 1-DWD	Steel: Mule-Hide Drill Point Fastener with Mule-Hide 3" Insulation Plate Concrete: Note 2	1 per 1.6 ft²	Insulation: (Optional) Additional layer(s) base insulation Coverboard: Min. 1-inch Poly ISO 1, Poly ISO 1-DWD	Helix Max LRA or Helix Max LRA-DT (RIBBON, 6-inch o.c.)	Mule-Hide TPO-c (min. 60-mil) / AeroWeb or TPO-c BA	-75.0
SC-25	Min. 22 ga., type B, Grade 33 steel or min. 2,500 psi structural concrete	Min. 0.5-inch DensDeck followed by min. 3-inch Insulfoam VIII	Note 2	1 per 2.0 ft²	Min. 1.5-inch InsulLam (OSB)	Helix Max LRA-DT (RIBBON, 6-inch o.c.)	Mule-Hide TPO-c / Aqua Base 120, AeroWeb or TPO-c BA	-75.0
SC-26	Min. 22 ga., type B, Grade 33 steel or min. 2,500 psi structural concrete	Min. 1.5-inch Poly ISO 1, Poly ISO 1-DWD	Steel: Mule-Hide Drill Point Fastener with Mule-Hide 3" Insulation Plate Concrete: Note 2	1 per 1.3 ft²	Insulation: (Optional) Additional layer(s) base insulation Coverboard: Min. 0.5-inch Poly ISO 1-HD, Poly ISO 1-HD Plus or EcoStorm VSH	Helix Max LRA or Helix Max LRA-DT (FULL)	Mule-Hide TPO-c / AeroWeb, LVOC BA or TPO-c BA	-82.5
SC-27	Min. 22 ga., type B, Grade 33 steel or min. 2,500 psi structural concrete	Min. 2-inch Poly ISO 1, Poly ISO 1-DWD	Steel: Mule-Hide Drill Point Fastener with Mule-Hide 3" Insulation Plate Concrete: Note 2	1 per 1.0 ft²	Insulation: (Optional) Additional layer(s) base insulation Coverboard: Min. 1-inch Poly ISO 1, Poly ISO 1-DWD	Helix Max LRA or Helix Max LRA-DT (FULL)	Mule-Hide TPO-c (min. 60-mil) / AeroWeb or TPO-c BA	-82.5
SC-28	Min. 22 ga., type B, Grade 33 steel or min. 2,500 psi structural concrete	Min. 2-inch Poly ISO 1, Poly ISO 1-DWD	Steel: Mule-Hide Drill Point Fastener with Mule-Hide 3" Insulation Plate Concrete: Note 2	1 per 1.0 ft²	Insulation: (Optional) Additional layer(s) base insulation Coverboard: Min. 0.5-inch DensDeck Prime, SECUROCK Gypsum-Fiber Roof Board, Poly ISO 1-HD, Poly ISO 1-HD Plus or EcoStorm VSH	Helix Max LRA or Helix Max LRA-DT (FULL)	Mule-Hide TPO-c (min. 60-mil) / AeroWeb or TPO-c BA	-82.5

2026 FBC NON-HVHZ

TABLE 2B: STEEL OR STRUCTURAL CONCRETE DECKS - NEW CONSTRUCTION, REROOF (TEAR-OFF) OR RECOVER SYSTEM TYPE B-1: MECHANICALLY ATTACHED BASE INSULATION, BONDED TOP INSULATION, BONDED ROOF COVER								
System No.	Deck (Note 1)	Base Insulation Layer			Top Insulation Layer(s)		Roof Cover (Note 15)	MDP (psf)
		Type	Fastener (Note 2, Note 11)	Attach (Note 17)	Type	Attach (Notes 6,7,8)		
SC-29	Min. 22 ga., type B, Grade 80 steel or min. 2,500 psi structural concrete	Min. 2-inch Poly ISO 1, Poly ISO 1-DWD	Steel: Mule-Hide Drill Point Fastener with Mule-Hide 3" Insulation Plate Concrete: Note 2	1 per 1.3 ft²	Insulation: (Optional) Additional layer(s) base insulation Coverboard: Min. 0.5-inch Poly ISO 1-HD, Poly ISO 1-HD Plus or EcoStorm VSH	Helix Max LRA or Helix Max LRA-DT (FULL)	Mule-Hide TPO-c / AeroWeb, LVOC BA or TPO-c BA	-90.0
SC-30	Min. 22 ga., type B, Grade 80 steel or min. 2,500 psi structural concrete	Min. 2-inch Poly ISO 1, Poly ISO 1-DWD	Steel: Mule-Hide Drill Point Fastener with Mule-Hide 3" Insulation Plate Concrete: Note 2	1 per 1.0 ft²	Insulation: (Optional) Additional layer(s) base insulation Coverboard: Min. 0.5-inch DensDeck Prime, SECUROCK Gypsum-Fiber Roof Board, Poly ISO 1-HD, Poly ISO 1-HD Plus or EcoStorm VSH	Helix Max LRA or Helix Max LRA-DT (FULL)	Mule-Hide TPO-c (min. 60-mil) / AeroWeb or TPO-c BA	-112.5
SC-31	Min. 22 ga., type B, Grade 80 steel or min. 2,500 psi structural concrete	Min. 2-inch Poly ISO 1, Poly ISO 1-DWD	Steel: Mule-Hide Drill Point Fastener with Mule-Hide 3" Insulation Plate Concrete: Note 2	1 per 1.0 ft²	Insulation: (Optional) Additional layer(s) base insulation Coverboard: Min. 1-inch Poly ISO 1, Poly ISO 1-DWD	Helix Max LRA or Helix Max LRA-DT (FULL)	Mule-Hide TPO-c (min. 60-mil) / AeroWeb or TPO-c BA	-135.0
SC-32	Min. 22 ga., type B, Grade 33 steel or min. 2,500 psi structural concrete	Min. 0.5-inch DensDeck or DensDeck Prime	Note 2	1 per 2.0 ft²	Min. 1.5-inch Poly ISO 2, Poly ISO 1, Poly ISO 1-DWD, ENRGY 3 followed by Min. 0.25-inch DensDeck Prime	OB500	Mule-Hide TPO-c / Aqua Base 120, AeroWeb or TPO-c BA	-37.5*
SC-33	Min. 22 ga., type B, Grade 33 steel or min. 2,500 psi structural concrete	Min. 2-inch Poly ISO 1, Poly ISO 1-DWD	Note 2	1 per 4.0 ft²	Insulation: (Optional) Additional layer(s) base insulation Coverboard: Min 0.25-inch SECUROCK Gypsum-Fiber Roof Board	OB500	Mule-Hide TPO-c / Aqua Base 120, AeroWeb, LVOC BA or TPO-c BA	-37.5*
SC-34	Min. 22 ga., type B, Grade 33 steel or min. 2,500 psi structural concrete	Min. 1.5-inch Poly ISO 2, Poly ISO 1, Poly ISO 1-DWD, ENRGY 3	Note 2	1 per 2.0 ft²	Additional layers of base insulation	OB500	Mule-Hide TPO-c / Aqua Base 120, AeroWeb or TPO-c BA	-45.0*
SC-35	Min. 22 ga., type B, Grade 33 steel or min. 2,500 psi structural concrete	Min. 1.5-inch Poly ISO 2, Poly ISO 1, Poly ISO 1-DWD, ENRGY 3	Note 2	1 per 2.0 ft²	Insulation: (Optional) Additional layer(s) base insulation Coverboard: Min. 1.5-inch Poly ISO 1-HD-Composite	OB500	Mule-Hide TPO-c / AeroWeb, LVOC BA or TPO-c BA	-45.0*
SC-36	Min. 22 ga., type B, Grade 33 steel or min. 2,500 psi structural concrete	Min. 1.5-inch Poly ISO 2, Poly ISO 1, Poly ISO 1-DWD, ENRGY 3	Note 2	1 per 2.0 ft²	Insulation: (Optional) Additional layer(s) base insulation Coverboard: Min. 0.25-inch DensDeck, DensDeck Prime	OB500	Mule-Hide TPO-c / Aqua Base 120 or TPO-c BA	-45.0*

2026 FBC NON-HVHZ

TABLE 2B: STEEL OR STRUCTURAL CONCRETE DECKS - NEW CONSTRUCTION, REROOF (TEAR-OFF) OR RECOVER SYSTEM TYPE B-1: MECHANICALLY ATTACHED BASE INSULATION, BONDED TOP INSULATION, BONDED ROOF COVER								
System No.	Deck (Note 1)	Base Insulation Layer			Top Insulation Layer(s)		Roof Cover (Note 15)	MDP (psf)
		Type	Fastener (Note 2, Note 11)	Attach (Note 17)	Type	Attach (Notes 6,7,8)		
SC-37	Min. 22 ga., type B, Grade 33 steel or min. 2,500 psi structural concrete	Min. 1.5-inch Poly ISO 2, Poly ISO 1, Poly ISO 1-DWD, ENRGY 3	Note 2	1 per 2.0 ft²	Insulation: (Optional) Additional layer(s) base insulation Coverboard: Min. 0.25-inch DensDeck Prime	OB500	Mule-Hide TPO-c / AeroWeb	-45.0*
SC-38	Min. 22 ga., type B, Grade 33 steel or min. 2,500 psi structural concrete	Min. 0.5-inch DensDeck or DensDeck Prime	Note 2	1 per 2.0 ft²	Min. 1.5-inch Poly ISO 2, Poly ISO 1, Poly ISO 1-DWD, ENRGY 3	OB500	Mule-Hide TPO-c / Aqua Base 120, AeroWeb or TPO-c BA	-45.0*
SC-39	Min. 22 ga., type B, Grade 33 steel or min. 2,500 psi structural concrete	Min. 2-inch Poly ISO 2, Poly ISO 1, Poly ISO 1-DWD, ENRGY 3	Note 2	1 per 4.0 ft²	Additional layers of base insulation	OB500	Mule-Hide TPO-c / Aqua Base 120, AeroWeb or TPO-c BA	-45.0*
SC-40	Min. 22 ga., type B, Grade 33 steel or min. 2,500 psi structural concrete	Min. 2-inch Poly ISO 2, Poly ISO 1, Poly ISO 1-DWD, ENRGY 3	Note 2	1 per 4.0 ft²	Insulation: (Optional) Additional layer(s) base insulation Coverboard: Min. 1.5-inch Poly ISO 1-HD-Composite	OB500	Mule-Hide TPO-c / AeroWeb, LVOC BA or TPO-c BA	-45.0*
SC-41	Min. 22 ga., type B, Grade 33 steel or min. 2,500 psi structural concrete	Min. 2-inch Poly ISO 2, Poly ISO 1, Poly ISO 1-DWD, ENRGY 3	Note 2	1 per 4.0 ft²	Insulation: (Optional) Additional layer(s) base insulation Coverboard: Min. 0.25-inch DensDeck, DensDeck Prime	OB500	Mule-Hide TPO-c / Aqua Base 120 or TPO-c BA	-45.0*
SC-42	Min. 22 ga., type B, Grade 33 steel or min. 2,500 psi structural concrete	Min. 2-inch Poly ISO 2, Poly ISO 1, Poly ISO 1-DWD, ENRGY 3	Note 2	1 per 4.0 ft²	Insulation: (Optional) Additional layer(s) base insulation Coverboard: Min. 0.25-inch DensDeck Prime	OB500	Mule-Hide TPO-c / AeroWeb	-45.0*
SC-43	Min. 22 ga., type B, Grade 33 steel or min. 2,500 psi structural concrete	Min. 1.5-inch Poly ISO 1, Poly ISO 1-DWD	Note 2	1 per 3.2 ft²	Insulation: (Optional) Additional layer(s) base insulation Coverboard: Min. 0.25-inch SECUROCK Gypsum-Fiber Roof Board	OB500	Mule-Hide TPO-c / Aqua Base 120, AeroWeb, LVOC BA or TPO-c BA	-45.0*
SC-44	Min. 22 ga., type B, Grade 33 steel or min. 2,500 psi structural concrete	Min. 2-inch Poly ISO 1, Poly ISO 1-DWD	Note 2	1 per 2.7 ft²	Insulation: (Optional) Additional layer(s) base insulation Coverboard: Min 0.25-inch SECUROCK Gypsum-Fiber Roof Board	OB500	Mule-Hide TPO-c / Aqua Base 120, AeroWeb, LVOC BA or TPO-c BA	-45.0*
SC-45	Min. 22 ga., type B, Grade 33 steel or min. 2,500 psi structural concrete	Min. 2-inch Poly ISO 1, Poly ISO 1-DWD	Note 2	1 per 1.6 ft²	Insulation: (Optional) Additional layer(s) base insulation Coverboard: Min 0.25-inch SECUROCK Gypsum-Fiber Roof Board	OB500	Mule-Hide TPO-c / Aqua Base 120, AeroWeb, LVOC BA or TPO-c BA	-60.0

2026 FBC NON-HVHZ

TABLE 2B: STEEL OR STRUCTURAL CONCRETE DECKS - NEW CONSTRUCTION, REROOF (TEAR-OFF) OR RECOVER SYSTEM TYPE B-1: MECHANICALLY ATTACHED BASE INSULATION, BONDED TOP INSULATION, BONDED ROOF COVER								
System No.	Deck (Note 1)	Base Insulation Layer			Top Insulation Layer(s)		Roof Cover (Note 15)	MDP (psf)
		Type	Fastener (Note 2, Note 11)	Attach (Note 17)	Type	Attach (Notes 6,7,8)		
SC-46	Min. 22 ga., type B, Grade 33 steel or min. 2,500 psi structural concrete	Min. 1.5-inch Poly ISO 1, Poly ISO 1-DWD	Note 2	1 per 3.2 ft²	Insulation: (Optional) Additional layer(s) base insulation Coverboard: Min. 0.25-inch SECUROCK Gypsum-Fiber Roof Board	Helix LRA or Helix LRT (RIBBON)	Mule-Hide TPO-c / Aqua Base 120, AeroWeb, LVOC BA or TPO-c BA	-45.0*
SC-47	Min. 22 ga., type B, Grade 33 steel or min. 2,500 psi structural concrete	Min. 1.5-inch Poly ISO 1, Poly ISO 1-DWD	Steel: Mule-Hide Drill Point Fastener with Mule-Hide 3" Insulation Plate Concrete: Note 2	1 per 2.0 ft²	Insulation: (Optional) Additional layer(s) base insulation Coverboard: Min. 1-inch Poly ISO 1, Poly ISO 1-DWD	Helix LRA or Helix LRT (RIBBON)	Mule-Hide TPO-c (min. 60-mil) / AeroWeb or TPO-c BA	-45.0
SC-48	Min. 22 ga., type B, Grade 33 steel or min. 2,500 psi structural concrete	Min. 2-inch Poly ISO 1, Poly ISO 1-DWD	Steel: Mule-Hide Drill Point Fastener with Mule-Hide 3" Insulation Plate Concrete: Note 2	1 per 2.0 ft²	Insulation: (Optional) Additional layer(s) base insulation Coverboard: Min. 0.5-inch Poly ISO 1, Poly ISO 1-DWD	Helix LRA or Helix LRT (RIBBON, 6-inch o.c.)	Mule-Hide TPO-c (min. 60-mil) / AeroWeb or TPO-c BA	-52.5
SC-49	Min. 22 ga., type B, Grade 33 steel or min. 2,500 psi structural concrete	Min. 1.5-inch Poly ISO 1, Poly ISO 1-DWD	Steel: Mule-Hide Drill Point Fastener with Mule-Hide 3" Insulation Plate Concrete: Note 2	1 per 2.0 ft²	Insulation: (Optional) Additional layer(s) base insulation Coverboard: Min. 0.5-inch DensDeck Prime or SECUROCK Gypsum-Fiber Roof Board	Helix LRA or Helix LRT (RIBBON)	Mule-Hide TPO-c / AeroWeb or TPO-c BA	-60.0
SC-50	Min. 22 ga., type B, Grade 33 steel or min. 2,500 psi structural concrete	Min. 2-inch Poly ISO 2	Steel: Mule-Hide EHD Fastener with Mule-Hide 3" Insulation Plate Concrete: Note 2	1 per 1.3 ft²	Min. 0.25-inch SECUROCK Gypsum-Fiber Roof Board	Helix LRA or Helix LRT (RIBBON)	Mule-Hide TPO-c / AeroWeb, LVOC BA or TPO-c BA	-60.0
SC-51	Min. 22 ga., type B, Grade 33 steel or min. 2,500 psi structural concrete	Min. 2-inch Poly ISO 1, Poly ISO 1-DWD	Steel: Mule-Hide Drill Point Fastener with Mule-Hide 3" Insulation Plate Concrete: Note 2	1 per 1.6 ft²	Insulation: (Optional) Additional layer(s) base insulation Coverboard: Min. 0.5-inch DensDeck Prime or SECUROCK Gypsum-Fiber Roof Board	Helix LRA or Helix LRT (RIBBON, 6-inch o.c.)	Mule-Hide TPO-c (min. 60-mil) / AeroWeb or TPO-c BA	-67.5
SC-52	Min. 22 ga., type B, Grade 33 steel or min. 2,500 psi structural concrete	Min. 1.5-inch Poly ISO 1 or Poly ISO 1-DWD	Steel: Mule-Hide EHD Fastener with Mule-Hide 3" Insulation Plate Concrete: Note 2	1 per 1.0 ft²	Min. 0.5-inch DensDeck Prime or SECUROCK Gypsum-Fiber Roof Board	Helix LRA or Helix LRT (RIBBON, 6-inch o.c.)	Mule-Hide TPO-c / AeroWeb, LVOC BA or TPO-c BA	-82.5
SC-53	Min. 22 ga., type B, Grade 80 steel or min. 2,500 psi structural concrete	Min. 1.5-inch Poly ISO 1 or Poly ISO 1-DWD	Steel: Mule-Hide EHD Fastener with Mule-Hide 3" Insulation Plate Concrete: Note 2	1 per 1.0 ft²	Min. 0.5-inch DensDeck Prime or SECUROCK Gypsum-Fiber Roof Board	Helix LRA or Helix LRT (RIBBON, 6-inch o.c.)	Mule-Hide TPO-c / AeroWeb, LVOC BA or TPO-c BA	-105.0

2026 FBC NON-HVHZ

TABLE 2B: STEEL OR STRUCTURAL CONCRETE DECKS - NEW CONSTRUCTION, REROOF (TEAR-OFF) OR RECOVER SYSTEM TYPE B-1: MECHANICALLY ATTACHED BASE INSULATION, BONDED TOP INSULATION, BONDED ROOF COVER								
System No.	Deck (Note 1)	Base Insulation Layer			Top Insulation Layer(s)		Roof Cover (Note 15)	MDP (psf)
		Type	Fastener (Note 2, Note 11)	Attach (Note 17)	Type	Attach (Notes 6,7,8)		
MULE-HIDE TPO-C FLEECE BACK MEMBRANE APPLICATIONS (PARTIAL BOND):								
SC-54	Min. 22 ga., type B, Grade 33 steel or min. 2,500 psi structural concrete	Min. 0.5-inch Dens Deck followed by min. 2-inch Insulfoam VIII	Note 2	1 per 2.7 ft²	Min. 1.5-inch InsulLam (OSB)	Helix Max LRA (RIBBON, 6-inch o.c.)	Mule-Hide TPO-c Fleece Back / Helix Max LRA or Helix Max LRA-DT (RIBBON, 6-inch o.c.)	-37.5*
SC-55	Min. 22 ga., type B, Grade 33 steel or min. 2,500 psi structural concrete	One or more layers Min. 1.5-inch Poly ISO 1, Poly ISO 1-DWD, Poly ISO 2	Note 2	1 per 2.0 ft²	Insulation: (Optional) Additional layer(s) base insulation Coverboard: Min. 0.25-inch DensDeck Prime	Helix Max LRA or Helix Max LRA-DT (RIBBON)	Mule-Hide TPO-c Fleece Back / Helix Max LRA or Helix Max LRA-DT (RIBBON, 12-inch o.c.)	-37.5*
SC-56	Min. 22 ga., type B, Grade 33 steel or min. 2,500 psi structural concrete	Min. 0.5-inch DensDeck or DensDeck Prime	Note 2	1 per 2.0 ft²	Min. 1.5-inch Kingspan GreenGuard Extruded Polystyrene followed by min. 0.25-inch DensDeck Prime	Helix Max LRA (RIBBON)	Mule-Hide TPO-c Fleece Back / Helix Max LRA or Helix Max LRA-DT (RIBBON, 12-inch o.c.)	-37.5*
SC-57	Min. 22 ga., type B, Grade 33 steel or min. 2,500 psi structural concrete	One or more layers Min. 1.5-inch Poly ISO 1, Poly ISO 1-DWD, Poly ISO 2	Note 2	1 per 2.0 ft²	Additional layers of base insulation	Helix Max LRA or Helix Max LRA-DT (RIBBON)	Mule-Hide TPO-c Fleece Back / Helix Max LRA or Helix Max LRA-DT (RIBBON, 12-inch o.c.)	-45.0*
SC-58	Min. 22 ga., type B, Grade 33 steel or min. 2,500 psi structural concrete	Min. 1.5-inch Poly ISO 1, Poly ISO 1-DWD	Note 2	1 per 3.2 ft²	Min. 1.5-inch additional layers of base insulation or min. 2-inch Poly ISO 1-HD-Composite	Helix Max LRA or Helix Max LRA-DT (RIBBON)	Mule-Hide TPO-c Fleece Back / Helix Max LRA or Helix Max LRA-DT (RIBBON, 12-inch o.c.)	-45.0*
SC-59	Min. 22 ga., type B, Grade 33 steel or min. 2,500 psi structural concrete	Min. 2-inch Poly ISO 1, Poly ISO 1-DWD	Note 2	1 per 4.0 ft²	Min. 1-inch additional layers of base insulation or min. 2-inch Poly ISO 1-HD-Composite	Helix Max LRA or Helix Max LRA-DT (RIBBON)	Mule-Hide TPO-c Fleece Back / Helix Max LRA or Helix Max LRA-DT (RIBBON, 12-inch o.c.)	-45.0*
SC-60	Min. 22 ga., type B, Grade 33 steel or min. 2,500 psi structural concrete	Min. 1.5-inch Poly ISO 1, Poly ISO 1-DWD	Note 2	1 per 3.2 ft²	Insulation: (Optional) Additional layer(s) base insulation Coverboard: Min. 0.25-inch DensDeck Prime	Helix Max LRA or Helix Max LRA-DT (RIBBON)	Mule-Hide TPO-c Fleece Back / Helix Max LRA or Helix Max LRA-DT (RIBBON, 12-inch o.c.)	-45.0*
SC-61	Min. 22 ga., type B, Grade 33 steel or min. 2,500 psi structural concrete	Min. 2-inch Poly ISO 1, Poly ISO 1-DWD	Note 2	1 per 4.0 ft²	Insulation: (Optional) Additional layer(s) base insulation Coverboard: Min. 0.25-inch DensDeck Prime	Helix Max LRA or Helix Max LRA-DT (RIBBON)	Mule-Hide TPO-c Fleece Back / Helix Max LRA or Helix Max LRA-DT (RIBBON, 12-inch o.c.)	-45.0*
SC-62	Min. 22 ga., type B, Grade 33 steel or min. 2,500 psi structural concrete	Min. 0.5-inch DensDeck followed by min. 3-inch Insulfoam VIII	Note 2	1 per 2.0 ft²	Min. 1.5-inch InsulLam (OSB)	Helix Max LRA-DT (RIBBON, 6-inch o.c.)	Mule-Hide TPO-c Fleece Back / Helix Max LRA or Helix Max LRA-DT (RIBBON, 6-inch o.c.)	-75.0

2026 FBC NON-HVHZ

TABLE 2B: STEEL OR STRUCTURAL CONCRETE DECKS - NEW CONSTRUCTION, REROOF (TEAR-OFF) OR RECOVER SYSTEM TYPE B-1: MECHANICALLY ATTACHED BASE INSULATION, BONDED TOP INSULATION, BONDED ROOF COVER								
System No.	Deck (Note 1)	Base Insulation Layer			Top Insulation Layer(s)		Roof Cover (Note 15)	MDP (psf)
		Type	Fastener (Note 2, Note 11)	Attach (Note 17)	Type	Attach (Notes 6,7,8)		
SC-63	Min. 22 ga., type B, Grade 33 steel or min. 2,500 psi structural concrete	One or more layers Min. 1.5-inch Poly ISO 1, Poly ISO 1-DWD or Poly ISO 2	Note 2	1 per 2.0 ft²	Additional layers of base insulation	Helix LRA or Helix LRT (RIBBON)	Mule-Hide TPO-c Fleece Back / Helix Max LRA or Helix Max LRA-DT (RIBBON, 12-inch o.c.)	-45.0*
SC-64	Min. 22 ga., type B, Grade 33 steel or min. 2,500 psi structural concrete	Min. 1.5-inch Poly ISO 1, Poly ISO 1-DWD	Note 2	1 per 3.2 ft²	Min. 1.5-inch additional layers of base insulation or min. 2-inch Poly ISO 1-HD-Composite	Helix LRA or Helix LRT (RIBBON)	Mule-Hide TPO-c Fleece Back / Helix Max LRA or Helix Max LRA-DT (RIBBON, 12-inch o.c.)	-45.0*
SC-65	Min. 22 ga., type B, Grade 33 steel or min. 2,500 psi structural concrete	Min. 2-inch Poly ISO 1, Poly ISO 1-DWD	Note 2	1 per 4.0 ft²	Min. 1-inch additional layers of base insulation or min. 2-inch Poly ISO 1-HD-Composite	Helix LRA or Helix LRT (RIBBON)	Mule-Hide TPO-c Fleece Back / Helix Max LRA or Helix Max LRA-DT (RIBBON, 12-inch o.c.)	-45.0*
SC-66	Min. 22 ga., type B, Grade 33 steel or min. 2,500 psi structural concrete	Min. 1.5-inch Poly ISO 1, Poly ISO 1-DWD	Note 2	1 per 3.2 ft²	Insulation: (Optional) Additional layer(s) base insulation Coverboard: Min. 0.25-inch DensDeck Prime	Helix LRA or Helix LRT (RIBBON)	Mule-Hide TPO-c Fleece Back / Helix Max LRA or Helix Max LRA-DT (RIBBON, 12-inch o.c.)	-45.0*
SC-67	Min. 22 ga., type B, Grade 33 steel or min. 2,500 psi structural concrete	Min. 2-inch Poly ISO 1, Poly ISO 1-DWD	Note 2	1 per 4.0 ft²	Insulation: (Optional) Additional layer(s) base insulation Coverboard: Min. 0.25-inch DensDeck Prime	Helix LRA or Helix LRT (RIBBON)	Mule-Hide TPO-c Fleece Back / Helix Max LRA or Helix Max LRA-DT (RIBBON, 12-inch o.c.)	-45.0*
MULE-HIDE TPO-C FLEECE BACK MEMBRANE APPLICATIONS (FULL BOND):								
SC-68	Min. 22 ga., type B, Grade 33 steel or min. 2,500 psi structural concrete	Min. 0.5-inch DensDeck followed by min. 2-inch Insulfoam VIII	Note 2	1 per 2.7 ft²	Min. 1.5-inch InsulLam (OSB)	Helix Max LRA (RIBBON, 6-inch o.c.)	Mule-Hide TPO-c Fleece Back / Aqua Base 120 or Helix Max LRA or Helix Max LRA-DT (FULL)	-37.5*
SC-69	Min. 22 ga., type B, Grade 33 steel or min. 2,500 psi structural concrete	Min. 0.5-inch DensDeck followed by min. 2-inch Insulfoam VIII	Note 2	1 per 2.0 ft²	Min. 2-inch Insulfoam HD Composite	Helix Max LRA (RIBBON, 6-inch o.c.)	Mule-Hide TPO-c Fleece Back / Helix Max LRA or Helix Max LRA-DT (FULL)	-45.0*
SC-70	Min. 22 ga., type B, Grade 33 steel or min. 2,500 psi structural concrete	Min. 1.5-inch Poly ISO 1, Poly ISO 1-DWD	Note 2	1 per 3.2 ft²	Insulation: (Optional) Additional layer(s) base insulation Coverboard: Min 0.25-inch SECUROCK Gypsum-Fiber Roof Board	Helix Max LRA or Helix Max LRA-DT (RIBBON, 6-inch o.c.)	Mule-Hide TPO-c Fleece Back / Helix LRA (FULL), Helix LRT (FULL), Helix Max LRA (FULL) or Helix Max LRA-DT (FULL).	-45.0*
SC-71	Min. 22 ga., type B, Grade 33 steel or min. 2,500 psi structural concrete	Min. 1.5-inch Poly ISO 1, Poly ISO 1-DWD	Note 2	1 per 3.2 ft²	Insulation: (Optional) Additional layer(s) base insulation Coverboard: Min. 1-inch base insulation	Helix Max LRA or Helix Max LRA-DT (RIBBON)	Mule-Hide TPO-c Fleece Back / Helix LRA (FULL), Helix LRT (FULL), Helix Max LRA (FULL) or Helix Max LRA-DT (FULL)	-45.0*

2026 FBC NON-HVHZ

TABLE 2B: STEEL OR STRUCTURAL CONCRETE DECKS - NEW CONSTRUCTION, REROOF (TEAR-OFF) OR RECOVER SYSTEM TYPE B-1: MECHANICALLY ATTACHED BASE INSULATION, BONDED TOP INSULATION, BONDED ROOF COVER								
System No.	Deck (Note 1)	Base Insulation Layer			Top Insulation Layer(s)		Roof Cover (Note 15)	MDP (psf)
		Type	Fastener (Note 2, Note 11)	Attach (Note 17)	Type	Attach (Notes 6,7,8)		
SC-72	Min. 22 ga., type B, Grade 33 steel or min. 2,500 psi structural concrete	Min. 1.5-inch Poly ISO 1, Poly ISO 1-DWD	Note 2	1 per 3.2 ft²	Insulation: (Optional) Additional layer(s) base insulation Coverboard: Min. 0.25-inch DensDeck Prime	Helix Max LRA or Helix Max LRA-DT (RIBBON)	Mule-Hide TPO-c Fleece Back / Helix LRA (FULL), Helix LRT (FULL), Helix Max LRA (FULL) or Helix Max LRA-DT (FULL)	-45.0*
SC-73	Min. 22 ga., type B, Grade 33 steel or min. 2,500 psi structural concrete	Min. 2-inch Poly ISO 1, Poly ISO 1-DWD	Note 2	1 per 4.0 ft²	Insulation: (Optional) Additional layer(s) base insulation Coverboard: Min. 1-inch base insulation	Helix Max LRA or Helix Max LRA-DT (RIBBON)	Mule-Hide TPO-c Fleece Back / Helix LRA (FULL), Helix LRT (FULL), Helix Max LRA (FULL) or Helix Max LRA-DT (FULL)	-45.0*
SC-74	Min. 22 ga., type B, Grade 33 steel or min. 2,500 psi structural concrete	Min. 2-inch Poly ISO 1, Poly ISO 1-DWD	Note 2	1 per 4.0 ft²	Insulation: (Optional) Additional layer(s) base insulation Coverboard: Min. 0.25-inch DensDeck Prime	Helix Max LRA or Helix Max LRA-DT (RIBBON)	Mule-Hide TPO-c Fleece Back / Helix LRA (FULL), Helix LRT (FULL), Helix Max LRA (FULL) or Helix Max LRA-DT (FULL)	-45.0*
SC-75	Min. 22 ga., type B, Grade 33 steel or min. 2,500 psi structural concrete	Min. 1.5-inch Poly ISO 1, Poly ISO 1-DWD	Steel: Mule-Hide Drill Point Fastener with Mule-Hide 3" Insulation Plate Concrete: Note 2	1 per 2.0 ft²	Insulation: (Optional) Additional layer(s) base insulation Coverboard: Min. 1-inch Poly ISO 1, Poly ISO 1-DWD	Helix Max LRA or Helix Max LRA-DT (RIBBON)	Mule-Hide TPO-c Fleece Back / Helix LRA (FULL), Helix LRT (FULL), Helix Max LRA (FULL) or Helix Max LRA-DT (FULL) or HydroBond W-B	-45.0
SC-76	Min. 22 ga., type B, Grade 33 steel or min. 2,500 psi structural concrete	Min. 2-inch Poly ISO 1, Poly ISO 1-DWD	Steel: Mule-Hide Drill Point Fastener with Mule-Hide 3" Insulation Plate Concrete: Note 2	1 per 2.0 ft²	Insulation: (Optional) Additional layer(s) base insulation Coverboard: Min. 0.5-inch Poly ISO 1, Poly ISO 1-DWD	Helix Max LRA or Helix Max LRA-DT (RIBBON, 6-inch o.c.)	Mule-Hide TPO-c Fleece Back / Helix LRA (FULL), Helix LRT (FULL), Helix Max LRA (FULL) or Helix Max LRA-DT (FULL) or HydroBond W-B	-52.5
SC-77	Min. 22 ga., type B, Grade 33 steel or min. 2,500 psi structural concrete	Min. 1.5-inch Poly ISO 1, Poly ISO 1-DWD	Steel: Mule-Hide Drill Point Fastener with Mule-Hide 3" Insulation Plate Concrete: Note 2	1 per 2.0 ft²	Insulation: (Optional) Additional layer(s) base insulation Coverboard: Min. 0.5-inch DensDeck Prime, Poly ISO 1-HD, Poly ISO 1-HD Plus or EcoStorm VSH	Helix Max LRA or Helix Max LRA-DT (RIBBON)	Mule-Hide TPO-c Fleece Back / Helix Max LRA or Helix Max LRA-DT (FULL) or HydroBond W-B	-60.0
SC-78	Min. 22 ga., type B, Grade 33 steel or min. 2,500 psi structural concrete	Min. 1.5-inch Poly ISO 1, Poly ISO 1-DWD	Steel: Mule-Hide Drill Point Fastener with Mule-Hide 3" Insulation Plate Concrete: Note 2	1 per 2.0 ft²	Insulation: (Optional) Additional layer(s) base insulation Coverboard: Min. 0.5-inch SECUROCK Gypsum-Fiber Roof Board	Helix Max LRA or Helix Max LRA-DT (RIBBON)	Mule-Hide TPO-c Fleece Back / Helix LRA (FULL), Helix LRT (FULL), Helix Max LRA (FULL) or Helix Max LRA-DT (FULL)	-60.0
SC-79	Min. 22 ga., type B, Grade 33 steel or min. 2,500 psi structural concrete	Min. 2-inch Poly ISO 1, Poly ISO 1-DWD	Steel: Mule-Hide Drill Point Fastener with Mule-Hide 3" Insulation Plate Concrete: Note 2	1 per 1.6 ft²	Insulation: (Optional) Additional layer(s) base insulation Coverboard: Min. 0.5-inch DensDeck Prime, Poly ISO 1-HD, Poly ISO 1-HD Plus or EcoStorm VSH	Helix Max LRA or Helix Max LRA-DT (RIBBON, 6-inch o.c.)	Mule-Hide TPO-c Fleece Back / Helix Max LRA or Helix Max LRA-DT (FULL) or HydroBond W-B	-67.5

2026 FBC NON-HVHZ

TABLE 2B: STEEL OR STRUCTURAL CONCRETE DECKS - NEW CONSTRUCTION, REROOF (TEAR-OFF) OR RECOVER SYSTEM TYPE B-1: MECHANICALLY ATTACHED BASE INSULATION, BONDED TOP INSULATION, BONDED ROOF COVER								
System No.	Deck (Note 1)	Base Insulation Layer			Top Insulation Layer(s)		Roof Cover (Note 15)	MDP (psf)
		Type	Fastener (Note 2, Note 11)	Attach (Note 17)	Type	Attach (Notes 6,7,8)		
SC-80	Min. 22 ga., type B, Grade 33 steel or min. 2,500 psi structural concrete	Min. 2-inch Poly ISO 1, Poly ISO 1-DWD	Steel: Mule-Hide Drill Point Fastener with Mule-Hide 3" Insulation Plate Concrete: Note 2	1 per 1.6 ft²	Insulation: (Optional) Additional layer(s) base insulation Coverboard: Min. 0.5-inch SECUROCK Gypsum-Fiber Roof Board	Helix Max LRA or Helix Max LRA-DT (RIBBON, 6-inch o.c.)	Mule-Hide TPO-c Fleece Back / Helix LRA (FULL), Helix LRT (FULL), Helix Max LRA (FULL) or Helix Max LRA-DT (FULL)	-67.5
SC-81	Min. 22 ga., type B, Grade 33 steel or min. 2,500 psi structural concrete	Min. 0.5-inch DensDeck followed by min. 3-inch Insulfoam VIII	Note 2	1 per 2.0 ft²	Min. 1.5-inch InsulLam (OSB)	Helix Max LRA-DT (RIBBON, 6-inch o.c.)	Mule-Hide TPO-c Fleece Back / Aqua Base 120	-75.0
SC-82	Min. 22 ga., type B, Grade 33 steel or min. 2,500 psi structural concrete	Min. 2-inch Poly ISO 1, Poly ISO 1-DWD	Steel: Mule-Hide Drill Point Fastener with Mule-Hide 3" Insulation Plate Concrete: Note 2	1 per 1.6 ft²	Insulation: (Optional) Additional layer(s) base insulation Coverboard: Min. 1-inch Poly ISO 1, Poly ISO 1-DWD	Helix Max LRA or Helix Max LRA-DT (RIBBON, 6-inch o.c.)	Mule-Hide TPO-c Fleece Back / Helix Max LRA or Helix Max LRA-DT (FULL) or HydroBond W-B	-75.0
SC-83	Min. 22 ga., type B, Grade 33 steel or min. 2,500 psi structural concrete	Min. 1.5-inch Poly ISO 1, Poly ISO 1-DWD	Note 2	1 per 1.6 ft²	Min. 1-inch base insulation or minimum 2-inch Poly ISO 1-HD-Composite	Helix Max LRA or Helix Max LRA-DT (RIBBON, 6-inch o.c.)	Mule-Hide TPO-c Fleece Back / Helix Max LRA or Helix Max LRA-DT (FULL)	-82.5
SC-84	Min. 22 ga., type B, Grade 33 steel or min. 2,500 psi structural concrete	Min. 1.5-inch Poly ISO 1, Poly ISO 1-DWD	Steel: Mule-Hide Drill Point Fastener with Mule-Hide 3" Insulation Plate Concrete: Note 2	1 per 1.3 ft²	Insulation: (Optional) Additional layer(s) base insulation Coverboard: Min. 0.5-inch Poly ISO 1-HD, Poly ISO 1-HD Plus or EcoStorm VSH	Helix Max LRA or Helix Max LRA-DT (FULL)	Mule-Hide TPO-c Fleece Back / Helix Max LRA or Helix Max LRA-DT (FULL) or HydroBond W-B	-82.5
SC-85	Min. 22 ga., type B, Grade 33 steel or min. 2,500 psi structural concrete	Min. 2-inch Poly ISO 1, Poly ISO 1-DWD	Steel: Mule-Hide Drill Point Fastener with Mule-Hide 3" Insulation Plate Concrete: Note 2	1 per 1.0 ft²	Insulation: (Optional) Additional layer(s) base insulation Coverboard: Min. 1-inch Poly ISO 1, Poly ISO 1-DWD	Helix Max LRA or Helix Max LRA-DT (FULL)	Mule-Hide TPO-c Fleece Back / Helix Max LRA or Helix Max LRA-DT (FULL) or HydroBond W-B	-82.5
SC-86	Min. 22 ga., type B, Grade 33 steel or min. 2,500 psi structural concrete	Min. 2-inch Poly ISO 1, Poly ISO 1-DWD	Steel: Mule-Hide Drill Point Fastener with Mule-Hide 3" Insulation Plate Concrete: Note 2	1 per 1.0 ft²	Insulation: (Optional) Additional layer(s) base insulation Coverboard: Min. 0.5-inch DensDeck Prime, Poly ISO 1-HD, Poly ISO 1-HD Plus or EcoStorm VSH	Helix Max LRA or Helix Max LRA-DT (FULL)	Mule-Hide TPO-c Fleece Back / Helix Max LRA or Helix Max LRA-DT (FULL) or HydroBond W-B	-82.5
SC-87	Min. 22 ga., type B, Grade 33 steel or min. 2,500 psi structural concrete	Min. 2-inch Poly ISO 1, Poly ISO 1-DWD	Steel: Mule-Hide Drill Point Fastener with Mule-Hide 3" Insulation Plate Concrete: Note 2	1 per 1.0 ft²	Insulation: (Optional) Additional layer(s) base insulation Coverboard: Min. 0.5-inch SECUROCK Gypsum-Fiber Roof Board	Helix Max LRA or Helix Max LRA-DT (FULL)	Mule-Hide TPO-c Fleece Back / Helix Max LRA or Helix Max LRA-DT (FULL)	-82.5

2026 FBC NON-HVHZ

TABLE 2B: STEEL OR STRUCTURAL CONCRETE DECKS - NEW CONSTRUCTION, REROOF (TEAR-OFF) OR RECOVER SYSTEM TYPE B-1: MECHANICALLY ATTACHED BASE INSULATION, BONDED TOP INSULATION, BONDED ROOF COVER								
System No.	Deck (Note 1)	Base Insulation Layer			Top Insulation Layer(s)		Roof Cover (Note 15)	MDP (psf)
		Type	Fastener (Note 2, Note 11)	Attach (Note 17)	Type	Attach (Notes 6,7,8)		
SC-88	Min. 22 ga., type B, Grade 80 steel or min. 2,500 psi structural concrete	Min. 2-inch Poly ISO 1, Poly ISO 1-DWD	Steel: Mule-Hide Drill Point Fastener with Mule-Hide 3" Insulation Plate Concrete: Note 2	1 per 1.3 ft²	Insulation: (Optional) Additional layer(s) base insulation Coverboard: Min. 0.5-inch Poly ISO 1-HD, Poly ISO 1-HD Plus or EcoStorm VSH	Helix Max LRA or Helix Max LRA-DT (FULL)	Mule-Hide TPO-c Fleece Back / Helix Max LRA or Helix Max LRA-DT (FULL) or HydroBond W-B	-90.0
SC-89	Min. 22 ga., type B, Grade 80 steel or min. 2,500 psi structural concrete	Min. 2-inch Poly ISO 1, Poly ISO 1-DWD	Steel: Mule-Hide Drill Point Fastener with Mule-Hide 3" Insulation Plate Concrete: Note 2	1 per 1.0 ft²	Insulation: (Optional) Additional layer(s) base insulation Coverboard: Min. 0.5-inch DensDeck Prime, Poly ISO 1-HD, Poly ISO 1-HD Plus or EcoStorm VSH	Helix Max LRA or Helix Max LRA-DT (FULL)	Mule-Hide TPO-c Fleece Back / Helix Max LRA or Helix Max LRA-DT (FULL) or HydroBond W-B	-112.5
SC-90	Min. 22 ga., type B, Grade 80 steel or min. 2,500 psi structural concrete	Min. 2-inch Poly ISO 1, Poly ISO 1-DWD	Steel: Mule-Hide Drill Point Fastener with Mule-Hide 3" Insulation Plate Concrete: Note 2	1 per 1.0 ft²	Insulation: (Optional) Additional layer(s) base insulation Coverboard: Min. 0.5-inch SECUROCK Gypsum-Fiber Roof Board	Helix Max LRA or Helix Max LRA-DT (FULL)	Mule-Hide TPO-c Fleece Back / Helix Max LRA or Helix Max LRA-DT (FULL)	-112.5
SC-91	Min. 22 ga., type B, Grade 80 steel or min. 2,500 psi structural concrete	Min. 2-inch Poly ISO 1, Poly ISO 1-DWD	Steel: Mule-Hide Drill Point Fastener with Mule-Hide 3" Insulation Plate Concrete: Note 2	1 per 1.0 ft²	Insulation: (Optional) Additional layer(s) base insulation Coverboard: Min. 1-inch Poly ISO 1, Poly ISO 1-DWD	Helix Max LRA or Helix Max LRA-DT (FULL)	Mule-Hide TPO-c Fleece Back / Helix Max LRA or Helix Max LRA-DT (FULL) or HydroBond W-B	-135.0
SC-92	Min. 22 ga., type B, Grade 33 steel or min. 2,500 psi structural concrete	Min. 1.5-inch Poly ISO 1, Poly ISO 1-DWD	Note 2	1 per 3.2 ft²	Insulation: (Optional) Additional layer(s) base insulation Coverboard: Min. 1-inch base insulation	Helix LRA or Helix LRT (RIBBON)	Mule-Hide TPO-c Fleece Back / Helix LRA (FULL), Helix LRT (FULL), Helix Max LRA (FULL) or Helix Max LRA-DT (FULL)	-45.0*
SC-93	Min. 22 ga., type B, Grade 33 steel or min. 2,500 psi structural concrete	Min. 2-inch Poly ISO 1, Poly ISO 1-DWD	Note 2	1 per 4.0 ft²	Insulation: (Optional) Additional layer(s) base insulation Coverboard: Min. 1-inch base insulation	Helix LRA or Helix LRT (RIBBON)	Mule-Hide TPO-c Fleece Back / Helix LRA (FULL), Helix LRT (FULL), Helix Max LRA (FULL) or Helix Max LRA-DT (FULL)	-45.0*
SC-94	Min. 22 ga., type B, Grade 33 steel or min. 2,500 psi structural concrete	Min. 1.5-inch Poly ISO 1, Poly ISO 1-DWD	Note 2	1 per 3.2 ft²	Insulation: (Optional) Additional layer(s) base insulation Coverboard: Min. 0.25-inch DensDeck Prime	Helix LRA or Helix LRT (RIBBON)	Mule-Hide TPO-c Fleece Back / Helix LRA (FULL), Helix LRT (FULL), Helix Max LRA (FULL) or Helix Max LRA-DT (FULL)	-45.0*
SC-95	Min. 22 ga., type B, Grade 33 steel or min. 2,500 psi structural concrete	Min. 2-inch Poly ISO 1, Poly ISO 1-DWD	Note 2	1 per 4.0 ft²	Insulation: (Optional) Additional layer(s) base insulation Coverboard: Min. 0.25-inch DensDeck Prime	Helix LRA or Helix LRT (RIBBON)	Mule-Hide TPO-c Fleece Back / Helix LRA (FULL), Helix LRT (FULL), Helix Max LRA (FULL) or Helix Max LRA-DT (FULL)	-45.0*

2026 FBC NON-HVHZ

TABLE 2B: STEEL OR STRUCTURAL CONCRETE DECKS - NEW CONSTRUCTION, REROOF (TEAR-OFF) OR RECOVER SYSTEM TYPE B-1: MECHANICALLY ATTACHED BASE INSULATION, BONDED TOP INSULATION, BONDED ROOF COVER								
System No.	Deck (Note 1)	Base Insulation Layer			Top Insulation Layer(s)		Roof Cover (Note 15)	MDP (psf)
		Type	Fastener (Note 2, Note 11)	Attach (Note 17)	Type	Attach (Notes 6,7,8)		
SC-96	Min. 22 ga., type B, Grade 33 steel or min. 2,500 psi structural concrete	Min. 1.5-inch Poly ISO 1, Poly ISO 1-DWD	Steel: Mule-Hide Drill Point Fastener with Mule-Hide 3" Insulation Plate Concrete: Note 2	1 per 2.0 ft²	Insulation: (Optional) Additional layer(s) base insulation Coverboard: Min. 1-inch Poly ISO 1, Poly ISO 1-DWD	Helix LRA or Helix LRT (RIBBON)	Mule-Hide TPO-c Fleece Back / Helix LRA (FULL), Helix LRT (FULL), Helix Max LRA (FULL) or Helix Max LRA-DT (FULL) or HydroBond W-B	-45.0
SC-97	Min. 22 ga., type B, Grade 33 steel or min. 2,500 psi structural concrete	Min. 2-inch Poly ISO 1, Poly ISO 1-DWD	Steel: Mule-Hide Drill Point Fastener with Mule-Hide 3" Insulation Plate Concrete: Note 2	1 per 2.0 ft²	Insulation: (Optional) Additional layer(s) base insulation Coverboard: Min. 0.5-inch Poly ISO 1, Poly ISO 1-DWD	Helix LRA or Helix LRT (RIBBON, 6-inch o.c.)	Mule-Hide TPO-c Fleece Back / Helix LRA (FULL), Helix LRT (FULL), Helix Max LRA (FULL) or Helix Max LRA-DT (FULL) or HydroBond W-B	-52.5
SC-98	Min. 22 ga., type B, Grade 33 steel or min. 2,500 psi structural concrete	Min. 1.5-inch Poly ISO 1, Poly ISO 1-DWD	Steel: Mule-Hide Drill Point Fastener with Mule-Hide 3" Insulation Plate Concrete: Note 2	1 per 2.0 ft²	Insulation: (Optional) Additional layer(s) base insulation Coverboard: Min. 0.5-inch DensDeck Prime	Helix LRA or Helix LRT (RIBBON)	Mule-Hide TPO-c Fleece Back / Helix LRA (FULL), Helix LRT (FULL), Helix Max LRA (FULL) or Helix Max LRA-DT (FULL) or HydroBond W-B	-60.0
SC-99	Min. 22 ga., type B, Grade 33 steel or min. 2,500 psi structural concrete	Min. 1.5-inch Poly ISO 1, Poly ISO 1-DWD	Steel: Mule-Hide Drill Point Fastener with Mule-Hide 3" Insulation Plate Concrete: Note 2	1 per 2.0 ft²	Insulation: (Optional) Additional layer(s) base insulation Coverboard: Min. 0.5-inch SECUROCK Gypsum-Fiber Roof Board	Helix LRA or Helix LRT (RIBBON)	Mule-Hide TPO-c Fleece Back / Helix LRA (FULL), Helix LRT (FULL), Helix Max LRA (FULL) or Helix Max LRA-DT (FULL)	-60.0
SC-100	Min. 22 ga., type B, Grade 33 steel or min. 2,500 psi structural concrete	Min. 2-inch Poly ISO 2	Steel: Mule-Hide EHD Fastener with Mule-Hide 3" Insulation Plate Concrete: Note 2	1 per 1.3 ft²	Min. 0.25-inch SECUROCK Gypsum-Fiber Roof Board	Helix LRA or Helix LRT (RIBBON)	Mule-Hide TPO-c Fleece Back / Helix LRA (FULL), Helix LRT (FULL), Helix Max LRA (FULL) or Helix Max LRA-DT (FULL)	-60.0
SC-101	Min. 22 ga., type B, Grade 33 steel or min. 2,500 psi structural concrete	Min. 2-inch Poly ISO 1, Poly ISO 1-DWD	Steel: Mule-Hide Drill Point Fastener with Mule-Hide 3" Insulation Plate Concrete: Note 2	1 per 1.6 ft²	Insulation: (Optional) Additional layer(s) base insulation Coverboard: Min. 0.5-inch DensDeck Prime	Helix LRA or Helix LRT (RIBBON, 6-inch o.c.)	Mule-Hide TPO-c Fleece Back / Helix LRA (FULL), Helix LRT (FULL), Helix Max LRA (FULL) or Helix Max LRA-DT (FULL) or HydroBond W-B	-67.5
SC-102	Min. 22 ga., type B, Grade 33 steel or min. 2,500 psi structural concrete	Min. 2-inch Poly ISO 1, Poly ISO 1-DWD	Steel: Mule-Hide Drill Point Fastener with Mule-Hide 3" Insulation Plate Concrete: Note 2	1 per 1.6 ft²	Insulation: (Optional) Additional layer(s) base insulation Coverboard: Min. 0.5-inch SECUROCK Gypsum-Fiber Roof Board	Helix LRA or Helix LRT (RIBBON, 6-inch o.c.)	Mule-Hide TPO-c Fleece Back / Helix LRA (FULL), Helix LRT (FULL), Helix Max LRA (FULL) or Helix Max LRA-DT (FULL)	-67.5
SC-103	Min. 22 ga., type B, Grade 33 steel or min. 2,500 psi structural concrete	Min. 1.5-inch Poly ISO 1 or Poly ISO 1-DWD	Steel: Mule-Hide EHD Fastener with Mule-Hide 3" Insulation Plate Concrete: Note 2	1 per 1.0 ft²	Min. 0.5-inch DensDeck Prime	Helix LRA or Helix LRT (RIBBON, 6-inch o.c.)	Mule-Hide TPO-c Fleece Back / Helix Max LRA or Helix Max LRA-DT (FULL) or HydroBond W-B	-82.5

2026 FBC NON-HVHZ

TABLE 2B: STEEL OR STRUCTURAL CONCRETE DECKS - NEW CONSTRUCTION, REROOF (TEAR-OFF) OR RECOVER SYSTEM TYPE B-1: MECHANICALLY ATTACHED BASE INSULATION, BONDED TOP INSULATION, BONDED ROOF COVER								
System No.	Deck (Note 1)	Base Insulation Layer			Top Insulation Layer(s)		Roof Cover (Note 15)	MDP (psf)
		Type	Fastener (Note 2, Note 11)	Attach (Note 17)	Type	Attach (Notes 6,7,8)		
SC-104	Min. 22 ga., type B, Grade 33 steel or min. 2,500 psi structural concrete	Min. 1.5-inch Poly ISO 1 or Poly ISO 1-DWD	Steel: Mule-Hide EHD Fastener with Mule-Hide 3" Insulation Plate Concrete: Note 2	1 per 1.0 ft²	Min. 0.5-inch SECUROCK Gypsum-Fiber Roof Board	Helix LRA or Helix LRT (RIBBON, 6-inch o.c.)	Mule-Hide TPO-c Fleece Back / Helix Max LRA or Helix Max LRA-DT (FULL)	-82.5
SC-105	Min. 22 ga., type B, Grade 80 steel or min. 2,500 psi structural concrete	Min. 1.5-inch Poly ISO 1 or Poly ISO 1-DWD	Steel: Mule-Hide EHD Fastener with Mule-Hide 3" Insulation Plate Concrete: Note 2	1 per 1.0 ft²	Min. 0.5-inch DensDeck Prime	Helix LRA or Helix LRT (RIBBON, 6-inch o.c.)	Mule-Hide TPO-c Fleece Back / Helix Max LRA or Helix Max LRA-DT (FULL) or HydroBond W-B	-105.0
SC-106	Min. 22 ga., type B, Grade 80 steel or min. 2,500 psi structural concrete	Min. 1.5-inch Poly ISO 1 or Poly ISO 1-DWD	Steel: Mule-Hide EHD Fastener with Mule-Hide 3" Insulation Plate Concrete: Note 2	1 per 1.0 ft²	Min. 0.5-inch SECUROCK Gypsum-Fiber Roof Board	Helix LRA or Helix LRT (RIBBON, 6-inch o.c.)	Mule-Hide TPO-c Fleece Back / Helix Max LRA or Helix Max LRA-DT (FULL)	-105.0
MULE-HIDE TPO-C FLEECE BACK RL APPLICATIONS:								
SC-107	Min. 22 ga., type B, Grade 33 steel or min. 2,500 psi structural concrete	Min. 1.5-inch Poly ISO 1, Poly ISO 1-DWD	Steel: Mule-Hide Drill Point Fastener with Mule-Hide 3" Insulation Plate Concrete: Note 2	1 per 2.0 ft²	Insulation: (Optional) Additional layer(s) base insulation Coverboard: Min. 0.5-inch SecurShield HD RL	Helix Max LRA or Helix Max LRA-DT (FULL or SPLATTER)	Mule-Hide TPO-c Fleece Back RL	-45.0*
SC-108	Min. 22 ga., type B, Grade 33 steel or min. 2,500 psi structural concrete	Min. 1.5-inch Poly ISO 1, Poly ISO 1-DWD	Steel: Mule-Hide Drill Point Fastener with Mule-Hide 3" Insulation Plate Concrete: Note 2	1 per 1.8 ft²	Insulation: (Optional) Additional layer(s) base insulation Coverboard: Min. 0.5-inch SecurShield HD RL	Helix Max LRA or Helix Max LRA-DT (FULL)	Mule-Hide TPO-c Fleece Back RL	-52.5
SC-109	Min. 22 ga., type B, Grade 33 steel or min. 2,500 psi structural concrete	Min. 1.5-inch Poly ISO 1, Poly ISO 1-DWD	Steel: Mule-Hide Drill Point Fastener with Mule-Hide 3" Insulation Plate Concrete: Note 2	1 per 1.3 ft²	Insulation: (Optional) Additional layer(s) base insulation Coverboard: Min. 0.5-inch SecurShield HD RL	Helix Max LRA or Helix Max LRA-DT (FULL)	Mule-Hide TPO-c Fleece Back RL	-82.5
SC-110	Min. 22 ga., type B, Grade 33 steel or min. 2,500 psi structural concrete	Min. 1.5-inch Poly ISO 1, Poly ISO 1-DWD	Steel: Mule-Hide Drill Point Fastener with Mule-Hide 3" Insulation Plate Concrete: Note 2	1 per 1.0 ft²	Insulation: (Optional) Additional layer(s) base insulation Coverboard: Min. 0.5-inch SecurShield HD RL	Helix Max LRA or Helix Max LRA-DT (FULL)	Mule-Hide TPO-c Fleece Back RL	-112.5

2026 FBC NON-HVHZ

TABLE 2C: STEEL OR STRUCTURAL CONCRETE DECKS - NEW CONSTRUCTION, REROOF (TEAR-OFF) OR RECOVER SYSTEM TYPE B-1: MECHANICALLY ATTACHED BASE INSULATION, BONDED TOP INSULATION, BONDED BASE PLY, BONDED ROOF COVER									
System No.	Deck (Note 1)	Base Insulation Layer			Top Insulation Layer(s)		Roof Cover (Note 15)		MDP (psf)
		Type	Fastener (Note 2, Note 11)	Attach (Note 17)	Type	Attach (Notes 6,7,8)	Base Ply	Top Ply	
MULE-HIDE TPO-C FLEECE BACK MEMBRANE APPLICATIONS (PARTIAL BOND):									
SC-111	Min. 22 ga., type B, Grade 33 steel or min. 2,500 psi structural concrete	Min. 2-inch Poly ISO 1, Poly ISO 1-DWD	Steel: Mule-Hide Drill Point Fastener with Mule-Hide 3" Insulation Plate Concrete: Note 2	1 per 4.0 ft²	Insulation: (Optional) Additional layer(s) base insulation Coverboard: Min. 0.5-inch DensDeck Prime or SECUROCK Gypsum-Fiber Roof Board	Helix Max LRA or Helix Max LRA-DT (RIBBON)	Carlisle SureMB 90TG or 120TG / torch-applied	Mule-Hide TPO-c Fleece Back / Helix Max LRA or Helix Max LRA-DT (RIBBON, 12-inch o.c.)	-45.0*
SC-112	Min. 22 ga., type B, Grade 33 steel or min. 2,500 psi structural concrete	Min. 2-inch Poly ISO 1, Poly ISO 1-DWD	Steel: Mule-Hide Drill Point Fastener with Mule-Hide 3" Insulation Plate Concrete: Note 2	1 per 1.6 ft²	Insulation: (Optional) Additional layer(s) base insulation Coverboard: Min. 0.5-inch DensDeck Prime or SECUROCK Gypsum-Fiber Roof Board	Helix Max LRA or Helix Max LRA-DT (RIBBON, 6-inch o.c.)	Carlisle SureMB 90TG or 120TG / torch-applied	Mule-Hide TPO-c Fleece Back / Helix Max LRA or Helix Max LRA-DT (RIBBON, 6-inch o.c.)	-75.0
SC-113	Min. 22 ga., type B, Grade 33 steel or min. 2,500 psi structural concrete	Min. 2-inch Poly ISO 1, Poly ISO 1-DWD	Steel: Mule-Hide Drill Point Fastener with Mule-Hide 3" Insulation Plate Concrete: Note 2	1 per 4.0 ft²	Insulation: (Optional) Additional layer(s) base insulation Coverboard: Min. 0.5-inch DensDeck Prime or SECUROCK Gypsum-Fiber Roof Board	Helix LRA or Helix LRT (RIBBON)	Carlisle SureMB 90TG or 120TG / torch-applied	Mule-Hide TPO-c Fleece Back / Helix Max LRA or Helix Max LRA-DT (RIBBON, 12-inch o.c.)	-45.0*
SC-114	Min. 22 ga., type B, Grade 33 steel or min. 2,500 psi structural concrete	Min. 2-inch Poly ISO 1, Poly ISO 1-DWD	Steel: Mule-Hide Drill Point Fastener with Mule-Hide 3" Insulation Plate Concrete: Note 2	1 per 1.6 ft²	Insulation: (Optional) Additional layer(s) base insulation Coverboard: Min. 0.5-inch DensDeck Prime or SECUROCK Gypsum-Fiber Roof Board	Helix LRA or Helix LRT (RIBBON, 6-inch o.c.)	Carlisle SureMB 90TG or 120TG / torch-applied	Mule-Hide TPO-c Fleece Back / Helix Max LRA or Helix Max LRA-DT (RIBBON, 6-inch o.c.)	-75.0
MULE-HIDE TPO-C FLEECE BACK PLUS MEMBRANE APPLICATIONS:									
SC-115	Min. 22 ga., type B, Grade 33 steel or min. 2,500 psi structural concrete	Min. 2-inch Poly ISO 1, Poly ISO 1-DWD	Steel: Mule-Hide Drill Point Fastener with Mule-Hide 3" Insulation Plate Concrete: Note 2	1 per 4.0 ft²	Insulation: (Optional) Additional layer(s) base insulation Coverboard: Min. 0.25-inch DensDeck Prime or SECUROCK Gypsum-Fiber Roof Board	Hot asphalt	Carlisle SureMB 90TG or 120TG / torch-applied	Mule-Hide TPO-c Fleece Back Plus / C-MCA or hot asphalt	-45.0*
SC-116	Min. 22 ga., type B, Grade 33 steel or min. 2,500 psi structural concrete	Min. 2-inch Poly ISO 1, Poly ISO 1-DWD	Note 2	1 per 1.6 ft²	Insulation: (Optional) Additional layer(s) base insulation Coverboard: Min. 0.25-inch DensDeck Prime or SECUROCK Gypsum-Fiber Roof Board	Hot asphalt	Carlisle SureMB 90TG or 120TG / torch-applied	Mule-Hide TPO-c Fleece Back Plus / C-MCA or hot asphalt	-60.0

2026 FBC NON-HVHZ

TABLE 2C: STEEL OR STRUCTURAL CONCRETE DECKS - NEW CONSTRUCTION, REROOF (TEAR-OFF) OR RECOVER SYSTEM TYPE B-1: MECHANICALLY ATTACHED BASE INSULATION, BONDED TOP INSULATION, BONDED BASE PLY, BONDED ROOF COVER									
System No.	Deck (Note 1)	Base Insulation Layer			Top Insulation Layer(s)		Roof Cover (Note 15)		MDP (psf)
		Type	Fastener (Note 2, Note 11)	Attach (Note 17)	Type	Attach (Notes 6,7,8)	Base Ply	Top Ply	
SC-117	Min. 22 ga., type B, Grade 33 steel or min. 2,500 psi structural concrete	Min. 2-inch Poly ISO 1, Poly ISO 1-DWD	Steel: Mule-Hide Drill Point Fastener with Mule-Hide 3" Insulation Plate Concrete: Note 2	1 per 4.0 ft²	Insulation: (Optional) Additional layer(s) base insulation Coverboard: Min. 0.25-inch DensDeck Prime	Helix Max LRA or Helix Max LRA-DT (RIBBON)	Carlisle SureMB 90TG or 120TG / torch-applied	Mule-Hide TPO-c Fleece Back Plus / C-MCA or hot asphalt	-45.0*
SC-118	Min. 22 ga., type B, Grade 33 steel or min. 2,500 psi structural concrete	Min. 1.5-inch Poly ISO 1, Poly ISO 1-DWD	Note 2	1 per 3.2 ft²	Insulation: (Optional) Additional layer(s) base insulation Coverboard: Min. 0.25-inch DensDeck Prime	Helix Max LRA or Helix Max LRA-DT (RIBBON)	Carlisle SureMB 90TG or 120TG / torch-applied	Mule-Hide TPO-c Fleece Back Plus / C-MCA or hot asphalt	-45.0*
SC-119	Min. 22 ga., type B, Grade 33 steel or min. 2,500 psi structural concrete	Min. 2-inch Poly ISO 1, Poly ISO 1-DWD	Steel: Mule-Hide Drill Point Fastener with Mule-Hide 3" Insulation Plate Concrete: Note 2	1 per 4.0 ft²	Insulation: (Optional) Additional layer(s) base insulation Coverboard: Min. 0.25-inch DensDeck Prime	OB500	Carlisle SureMB 90TG or 120TG / torch-applied	Mule-Hide TPO-c Fleece Back Plus / C-MCA or hot asphalt	-45.0*
SC-120	Min. 22 ga., type B, Grade 33 steel or min. 2,500 psi structural concrete	Min. 1.5-inch Poly ISO 1, Poly ISO 1-DWD	Note 2	1 per 2.0 ft²	Insulation: (Optional) Additional layer(s) base insulation Coverboard: Min. 0.25-inch DensDeck Prime	OB500	Carlisle SureMB 90TG or 120TG / torch-applied	Mule-Hide TPO-c Fleece Back Plus / C-MCA or hot asphalt	-45.0*
SC-121	Min. 22 ga., type B, Grade 33 steel or min. 2,500 psi structural concrete	Min. 2-inch Poly ISO 1, Poly ISO 1-DWD	Note 2	1 per 1.6 ft²	Insulation: (Optional) Additional layer(s) base insulation Coverboard: Min. 0.25-inch DensDeck Prime or SECUROCK Gypsum-Fiber Roof Board	OB500, 6-inch o.c.	Carlisle SureMB 90TG or 120TG / torch-applied	Mule-Hide TPO-c Fleece Back Plus / C-MCA or hot asphalt	-60.0
SC-122	Min. 22 ga., type B, Grade 33 steel or min. 2,500 psi structural concrete	Min. 2-inch Poly ISO 1, Poly ISO 1-DWD	Steel: Mule-Hide Drill Point Fastener with Mule-Hide 3" Insulation Plate Concrete: Note 2	1 per 4.0 ft²	Insulation: (Optional) Additional layer(s) base insulation Coverboard: Min. 0.25-inch DensDeck Prime	Helix LRA or Helix LRT (RIBBON)	Carlisle SureMB 90TG or 120TG / torch-applied	Mule-Hide TPO-c Fleece Back Plus / C-MCA or hot asphalt	-45.0*
SC-123	Min. 22 ga., type B, Grade 33 steel or min. 2,500 psi structural concrete	Min. 1.5-inch Poly ISO 1, Poly ISO 1-DWD	Note 2	1 per 3.2 ft²	Insulation: (Optional) Additional layer(s) base insulation Coverboard: Min. 0.25-inch DensDeck Prime	Helix LRA or Helix LRT (RIBBON)	Carlisle SureMB 90TG or 120TG / torch-applied	Mule-Hide TPO-c Fleece Back Plus / C-MCA or hot asphalt	-45.0*

2026 FBC NON-HVHZ

TABLE 2D: STEEL DECKS - NEW CONSTRUCTION, REROOF (TEAR-OFF) OR RECOVER SYSTEM TYPE B-2: MECHANICALLY ATTACHED THERMAL BARRIER, BONDED VAPOR BARRIER, BONDED INSULATION, BONDED ROOF COVER												
System No.	Deck (Note 1)	Thermal Barrier			Primer	Vapor Barrier	Base Insulation Layer		Top Insulation Layer(s)		Roof Cover (Note 15)	MDP (psf)
		Type	Fasten (Note 2, Note 11)	Attach (Note 17)			Type	Attach (Notes 6,7,8)	Type	Attach (Notes 6,7,8)		
MULE-HIDE TPO-C OR MULE-HIDE TPO-C (FR) MEMBRANE APPLICATIONS:												
SC-124	Min. 22 ga., type B, Grade 33 steel	Min. 0.5-inch DensDeck Prime or min. 0.625-inch SECUROCK Gypsum-Fiber Roof Board	Note 2	1 per 2.0 ft²	CAV-GRIP Primer	F5 Air and Vapor Barrier, self-adhering	Min. 1.5-inch Poly ISO 1, Poly ISO 1-DWD	Helix Max LRA, Helix Max LRA-DT (RIBBON)	Insulation: (Optional) Additional layer(s) base insulation Coverboard: Min. 0.25-inch DensDeck Prime or SECUROCK Gypsum-Fiber Roof Board	Helix Max LRA, Helix Max LRA-DT (RIBBON)	Mule-Hide TPO-c / AeroWeb, LVOC BA or TPO-c BA	-45.0*
SC-125	Min. 22 ga., type B, Grade 33 steel	Min. 0.5-inch DensDeck Prime	Mule-Hide Drill Point Fastener with Mule-Hide 3" Insulation Plate	1 per 4.0 ft²	None	Carlisle SureMB 90TG or Carlisle SureMB 120TG, torch-applied	Min. 1.5-inch Poly ISO 1, Poly ISO 1-DWD	Helix Max LRA or Helix Max LRA-DT (RIBBON)	(Optional) Additional layers base insulation	Helix Max LRA or Helix Max LRA-DT (RIBBON)	Mule-Hide TPO-c / AeroWeb or TPO-c BA	-45.0*
SC-126	Min. 22 ga., type B, Grade 33 steel	Min. 0.5-inch DensDeck Prime or min. 0.625-inch SECUROCK Gypsum-Fiber Roof Board	Note 2	1 per 2.0 ft²	CAV-GRIP Primer	F5 Air and Vapor Barrier, self-adhering	Min. 1.5-inch Poly ISO 1, Poly ISO 1-DWD	Helix Max LRA (RIBBON)	(Optional) Additional layers base insulation	Helix Max LRA (RIBBON)	Mule-Hide TPO-c / AeroWeb, LVOC BA or TPO-c BA	-52.5
SC-127	Min. 22 ga., type B, Grade 33 steel	Min. 0.5-inch DensDeck Prime	InsulFast with Insulation Fastening Plate	1 per 1.6 ft²	None	SureMB 90TG or SureMB 120TG, torch-applied	Min. 1.5-inch Poly ISO 1, Poly ISO 1-DWD	Helix Max LRA or Helix Max LRA-DT (RIBBON, 6-inch o.c.)	(Optional) Additional layer(s) base insulation	Helix Max LRA or Helix Max LRA-DT (RIBBON)	Mule-Hide TPO-c / AeroWeb, LVOC BA or TPO-c BA	-67.5
SC-128	Min. 22 ga., type B, Grade 33 steel	Min. 0.5-inch DensDeck Prime	InsulFast with Insulation Fastening Plate	1 per 1.6 ft²	None	SureMB 90TG or SureMB 120TG, torch-applied	Min. 1.5-inch Poly ISO 1, Poly ISO 1-DWD	Helix Max LRA or Helix Max LRA-DT (RIBBON, 6-inch o.c.)	Insulation: (Optional) Additional layer(s) base insulation Coverboard: Min. 0.25-inch DensDeck Prime or SECUROCK Gypsum-Fiber Roof Board or min. 0.5-inch Poly ISO 1-HD, Poly ISO 1-HD90 or EcoStorm VSH	Helix Max LRA or Helix Max LRA-DT (RIBBON)	Mule-Hide TPO-c / AeroWeb, LVOC BA or TPO-c BA	-67.5

2026 FBC NON-HVHZ

TABLE 2D: STEEL DECKS - NEW CONSTRUCTION, REROOF (TEAR-OFF) OR RECOVER SYSTEM TYPE B-2: MECHANICALLY ATTACHED THERMAL BARRIER, BONDED VAPOR BARRIER, BONDED INSULATION, BONDED ROOF COVER												
System No.	Deck (Note 1)	Thermal Barrier			Primer	Vapor Barrier	Base Insulation Layer		Top Insulation Layer(s)		Roof Cover (Note 15)	MDP (psf)
		Type	Fasten (Note 2, Note 11)	Attach (Note 17)			Type	Attach (Notes 6,7,8)	Type	Attach (Notes 6,7,8)		
SC-129	Min. 22 ga., type B, Grade 33 steel	Min. 0.5-inch DensDeck Prime	Note 2	1 per 4.0 ft²	702 Primer or CAV-GRIP Primer	F5 Air and Vapor Barrier, self-adhering	Min. 1.5-inch Poly ISO 1, Poly ISO 1-DWD	Helix LRA or Helix LRT (RIBBON)	(Optional) Additional layers base insulation	Helix LRA or Helix LRT (RIBBON)	Mule-Hide TPO-c / AeroWeb, LVOC BA or TPO-c BA	-45.0*
SC-130	Min. 22 ga., type B, Grade 33 steel	Min. 0.5-inch DensDeck Prime	Note 2	1 per 4.0 ft²	702 Primer or CAV-GRIP Primer	F5 Air and Vapor Barrier, self-adhering	Min. 1.5-inch Poly ISO 1, Poly ISO 1-DWD or Poly ISO 2	Helix LRA or Helix LRT (RIBBON)	Insulation: (Optional) Additional layer(s) base insulation Coverboard: Min. 0.25-inch DensDeck Prime or SECUROCK Gypsum-Fiber Roof Board or min. 0.5-inch Poly ISO 1-HD, Poly ISO 1-HD90	Helix LRA or Helix LRT (RIBBON)	Mule-Hide TPO-c / AeroWeb, LVOC BA or TPO-c BA	-45.0*
MULE-HIDE TPO-C FLEECE BACK MEMBRANE APPLICATIONS (PARTIAL BOND):												
SC-131	Min. 22 ga., type B, Grade 33 steel	Min. 0.5-inch DensDeck Prime or min. 0.625-inch SECUROCK Gypsum-Fiber Roof Board	Note 2	1 per 2.0 ft²	CAV-GRIP Primer	F5 Air and Vapor Barrier, self-adhering	(Optional) Min. 1.5-inch Poly ISO 1, Poly ISO 1-DWD	Helix Max LRA, Helix Max LRA-DT (RIBBON)	Insulation: (Optional) Additional layer(s) base insulation Coverboard: Min. 2-inch Poly ISO 1-HD-Composite	Helix Max LRA, Helix Max LRA-DT (RIBBON)	Mule-Hide TPO-c Fleece Back / Helix Max LRA or Helix Max LRA-DT (RIBBON, 12-inch o.c.)	-45.0*
SC-132	Min. 22 ga., type B, Grade 33 steel	Min. 0.5-inch DensDeck Prime or min. 0.625-inch SECUROCK Gypsum-Fiber Roof Board	Note 2	1 per 2.0 ft²	CAV-GRIP Primer	F5 Air and Vapor Barrier, self-adhering	Min. 1.5-inch Poly ISO 1, Poly ISO 1-DWD	Helix Max LRA, Helix Max LRA-DT (RIBBON)	Insulation: (Optional) Additional layer(s) base insulation Coverboard: Min. 0.25-inch DensDeck Prime or SECUROCK Gypsum-Fiber Roof Board	Helix Max LRA, Helix Max LRA-DT (RIBBON)	Mule-Hide TPO-c Fleece Back / Helix Max LRA or Helix Max LRA-DT (RIBBON, 6-inch o.c.)	-45.0*
SC-133	Min. 22 ga., type B, Grade 33 steel	Min. 0.5-inch DensDeck Prime	Note 2	1 per 4.0 ft²	702 Primer or CAV-GRIP Primer	F5 Air and Vapor Barrier, self-adhering	(Optional) Min. 1.5-inch Poly ISO 1, Poly ISO 1-DWD or Poly ISO 2	Helix LRA or Helix LRT (RIBBON)	Insulation: (Optional) Additional layer(s) base insulation Coverboard: Min. 2-inch Poly ISO 1-HD-Composite	Helix LRA or Helix LRT (RIBBON)	Mule-Hide TPO-c Fleece Back / Helix Max LRA or Helix Max LRA-DT (RIBBON, 12-inch o.c.)	-45.0*

2026 FBC NON-HVHZ

TABLE 2D: STEEL DECKS - NEW CONSTRUCTION, REROOF (TEAR-OFF) OR RECOVER SYSTEM TYPE B-2: MECHANICALLY ATTACHED THERMAL BARRIER, BONDED VAPOR BARRIER, BONDED INSULATION, BONDED ROOF COVER												
System No.	Deck (Note 1)	Thermal Barrier			Primer	Vapor Barrier	Base Insulation Layer		Top Insulation Layer(s)		Roof Cover (Note 15)	MDP (psf)
		Type	Fasten (Note 2, Note 11)	Attach (Note 17)			Type	Attach (Notes 6,7,8)	Type	Attach (Notes 6,7,8)		
SC-134	Min. 22 ga., type B, Grade 33 steel	Min. 0.5-inch DensDeck Prime	Note 2	1 per 4.0 ft²	702 Primer or CAV-GRIP Primer	F5 Air and Vapor Barrier, self-adhering	Min. 1.5-inch Poly ISO 1, Poly ISO 1-DWD or Poly ISO 2	Helix LRA or Helix LRT (RIBBON)	Insulation: (Optional) Additional layer(s) base insulation Coverboard: Min. 0.25-inch DensDeck Prime or SECUROCK Gypsum-Fiber Roof Board	Helix LRA or Helix LRT (RIBBON)	Mule-Hide TPO-c Fleece Back / Helix Max LRA or Helix Max LRA-DT (RIBBON, 6-inch o.c.)	-45.0*
MULE-HIDE TPO-C FLEECE BACK MEMBRANE APPLICATIONS (FULL BOND):												
SC-135	Min. 22 ga., type B, Grade 33 steel	Min. 0.5-inch DensDeck Prime or min. 0.625-inch SECUROCK Gypsum-Fiber Roof Board	Note 2	1 per 2.0 ft²	CAV-GRIP Primer	F5 Air and Vapor Barrier, self-adhering	Min. 1.5-inch Poly ISO 1, Poly ISO 1-DWD	Helix Max LRA, Helix Max LRA-DT (RIBBON)	Insulation: (Optional) Additional layer(s) base insulation Coverboard: Min. 0.5-inch Poly ISO 1-HD, Poly ISO 1-HD Plus or EcoStorm VSH	Helix Max LRA, Helix Max LRA-DT (RIBBON, 6-inch o.c.) or Helix Max LRA (SPLATTER)	Mule-Hide TPO-c Fleece Back / Helix Max LRA or Helix Max LRA-DT (FULL)	-45.0*
SC-136	Min. 22 ga., type B, Grade 33 steel	Min. 0.5-inch DensDeck Prime	Mule-Hide Drill Point Fastener with Mule-Hide 3" Insulation Plate	1 per 4.0 ft²	None	Carlisle SureMB 90TG or Carlisle SureMB 120TG, torch-applied	Min. 1.5-inch Poly ISO 1, Poly ISO 1-DWD	Helix Max LRA or Helix Max LRA-DT (RIBBON)	(Optional) Additional layers base insulation	Helix Max LRA or Helix Max LRA-DT (RIBBON)	Mule-Hide TPO-c Fleece Back / Helix LRA (FULL), Helix LRT (FULL), Helix Max LRA (FULL) or Helix Max LRA-DT (FULL) or HydroBond W-B	-45.0*
SC-137	Min. 22 ga., type B, Grade 33 steel	Min. 0.5-inch DensDeck Prime or min. 0.625-inch SECUROCK Gypsum-Fiber Roof Board	Note 2	1 per 2.0 ft²	CAV-GRIP Primer	F5 Air and Vapor Barrier, self-adhering	Min. 1.5-inch Poly ISO 1, Poly ISO 1-DWD	Helix Max LRA (RIBBON)	Insulation: (Optional) Additional layer(s) base insulation Coverboard: Min. 0.25-inch DensDeck Prime or SECUROCK Gypsum-Fiber Roof Board	Helix Max LRA (RIBBON)	Mule-Hide TPO-c Fleece Back / Helix LRA (FULL), Helix LRT (FULL), Helix Max LRA (FULL) or Helix Max LRA-DT (FULL)	-52.5

2026 FBC NON-HVHZ

TABLE 2D: STEEL DECKS - NEW CONSTRUCTION, REROOF (TEAR-OFF) OR RECOVER SYSTEM TYPE B-2: MECHANICALLY ATTACHED THERMAL BARRIER, BONDED VAPOR BARRIER, BONDED INSULATION, BONDED ROOF COVER												
System No.	Deck (Note 1)	Thermal Barrier			Primer	Vapor Barrier	Base Insulation Layer		Top Insulation Layer(s)		Roof Cover (Note 15)	MDP (psf)
		Type	Fasten (Note 2, Note 11)	Attach (Note 17)			Type	Attach (Notes 6,7,8)	Type	Attach (Notes 6,7,8)		
SC-138	Min. 22 ga., type B, Grade 33 steel	Min. 0.5-inch DensDeck Prime	InsulFast with Insulation Fastening Plate	1 per 1.6 ft²	None	SureMB 90TG or SureMB 120TG, torch-applied	Min. 1.5-inch Poly ISO 1, Poly ISO 1-DWD	Helix Max LRA or Helix Max LRA-DT (RIBBON, 6-inch o.c.)	(Optional) Additional layer(s) base insulation	Helix Max LRA or Helix Max LRA-DT (RIBBON)	Mule-Hide TPO-c Fleece Back / Helix LRA (FULL), Helix LRT (FULL), Helix Max LRA (FULL) or Helix Max LRA-DT (FULL) or HydroBond W-B	-67.5
SC-139	Min. 22 ga., type B, Grade 33 steel	Min. 0.5-inch DensDeck Prime	InsulFast with Insulation Fastening Plate	1 per 1.6 ft²	None	SureMB 90TG or SureMB 120TG, torch-applied	Min. 1.5-inch Poly ISO 1, Poly ISO 1-DWD	Helix Max LRA or Helix Max LRA-DT (RIBBON, 6-inch o.c.)	Insulation: (Optional) Additional layer(s) base insulation Coverboard: Min. 0.25-inch DensDeck Prime or SECUROCK Gypsum-Fiber Roof Board or min. 0.5-inch Poly ISO 1-HD, Poly ISO 1-HD90 or EcoStorm VSH	Helix Max LRA or Helix Max LRA-DT (RIBBON)	Mule-Hide TPO-c Fleece Back / Helix Max LRA or Helix Max LRA-DT (FULL) or HydroBond W-B	-67.5
SC-140	Min. 22 ga., type B, Grade 33 steel	Min. 0.5-inch DensDeck Prime	Note 2	1 per 4.0 ft²	702 Primer or CAV-GRIP Primer	F5 Air and Vapor Barrier, self-adhering	Min. 1.5-inch Poly ISO 1, Poly ISO 1-DWD	Helix LRA or Helix LRT (RIBBON)	(Optional) Additional layers base insulation	Helix LRA or Helix LRT (RIBBON)	Mule-Hide TPO-c Fleece Back / Helix LRA (FULL), Helix LRT (FULL), Helix Max LRA (FULL) or Helix Max LRA-DT (FULL) or HydroBond W-B	-45.0*
SC-141	Min. 22 ga., type B, Grade 33 steel	Min. 0.5-inch DensDeck Prime	Note 2	1 per 4.0 ft²	702 Primer or CAV-GRIP Primer	F5 Air and Vapor Barrier, self-adhering	Min. 1.5-inch Poly ISO 1, Poly ISO 1-DWD or Poly ISO 2	Helix LRA or Helix LRT (RIBBON)	Insulation: (Optional) Additional layer(s) base insulation Coverboard: Min. 0.25-inch DensDeck Prime or SECUROCK Gypsum-Fiber Roof Board or min. 0.5-inch Poly ISO 1-HD, Poly ISO 1-HD90	Helix LRA or Helix LRT (RIBBON)	Mule-Hide TPO-c Fleece Back / Helix LRA (FULL), Helix LRT (FULL), Helix Max LRA (FULL) or Helix Max LRA-DT (FULL) or HydroBond W-B	-45.0*

2026 FBC NON-HVHZ

TABLE 2D: STEEL DECKS - NEW CONSTRUCTION, REROOF (TEAR-OFF) OR RECOVER SYSTEM TYPE B-2: MECHANICALLY ATTACHED THERMAL BARRIER, BONDED VAPOR BARRIER, BONDED INSULATION, BONDED ROOF COVER												
System No.	Deck (Note 1)	Thermal Barrier			Primer	Vapor Barrier	Base Insulation Layer		Top Insulation Layer(s)		Roof Cover (Note 15)	MDP (psf)
		Type	Fasten (Note 2, Note 11)	Attach (Note 17)			Type	Attach (Notes 6,7,8)	Type	Attach (Notes 6,7,8)		
MULE-HIDE TPO-C FLEECE BACK RL APPLICATIONS:												
SC-142	Min. 22 ga., type B, Grade 33 steel	Min. 0.5-inch DensDeck Prime	InsulFast with Insulation Fastening Plate	1 per 1.6 ft²	None	SureMB 90TG or SureMB 120TG, torch-applied	Min. 1.5-inch InsulBase RL	Helix Max LRA or Helix Max LRA-DT (RIBBON, 6-inch o.c.)	None	N/A	Mule-Hide TPO-c Fleece Back RL	-67.5
SC-143	Min. 22 ga., type B, Grade 33 steel	Min. 0.5-inch DensDeck Prime	InsulFast with Insulation Fastening Plate	1 per 1.6 ft²	None	SureMB 90TG or SureMB 120TG, torch-applied	Min. 1.5-inch Poly ISO 1, Poly ISO 1-DWD	Helix Max LRA or Helix Max LRA-DT (RIBBON, 6-inch o.c.)	Insulation: (Optional) Additional layer(s) base insulation Coverboard: Min. 0.5-inch SecurShield HD RL or min. 1.5-inch InsulBase RL	Helix Max LRA or Helix Max LRA-DT (RIBBON)	Mule-Hide TPO-c Fleece Back RL	-67.5

TABLE 2E: STEEL OR STRUCTURAL CONCRETE DECKS - NEW CONSTRUCTION, REROOF (TEAR-OFF) OR RECOVER SYSTEM TYPE C-1: MECHANICALLY ATTACHED INSULATION, BONDED ROOF COVER							
System No.	Deck (Note 1)	Base Insulation Layer (Optional for Structural Concrete or Recover, Note 13)	Top Insulation Layer			Roof Cover (Note 15)	MDP (psf)
			Type	Fastener (Note 2, Note 11)	Attach (Note 17)		
MULE-HIDE TPO-C OR MULE-HIDE TPO-C (FR) MEMBRANE APPLICATIONS:							
SC-144	Min. 22 ga., type B, Grade 33 steel or min. 2,500 psi structural concrete	Min. 1.5-inch Poly ISO 1, Poly ISO 1-DWD	Min. 0.25-inch DensDeck Prime	Steel: Mule-Hide Drill Point Fastener with Mule-Hide 3" Insulation Plate Concrete: Note 2	1 per 3.2 ft²	Mule-Hide TPO-c / AeroWeb, LVOC BA or TPO-c BA	-30.0*
SC-145	Min. 22 ga., type B, Grade 33 steel or min. 2,500 psi structural concrete	Min. 1.5-inch Poly ISO 1, Poly ISO 1-DWD	Min. 0.5-inch DensDeck Prime	Steel: Mule-Hide Drill Point Fastener with Mule-Hide 3" Insulation Plate Concrete: Note 2	1 per 5.3 ft²	Mule-Hide TPO-c / AeroWeb, LVOC BA or TPO-c BA	-30.0*
SC-146	Min. 22 ga., type B, Grade 33 steel	(Optional) Min. 1.5-inch thick, one or more layers, any combination, loose laid	Min. 1.5-inch Poly ISO 1-NB	Mule-Hide SIP NB LD Fastener	1 per 3.2 ft²	Mule-Hide TPO-c / Aqua Base 120, AeroWeb or TPO-c BA	-37.5*
SC-147	Min. 22 ga., type B, Grade 33 steel or min. 2,500 psi structural concrete	(Optional) One or more layers, any combination, loose laid	Min. 1-inch Poly ISO 2 or ENRGY 3	Note 2	1 per 1.6 ft²	Mule-Hide TPO-c / Aqua Base 120 or TPO-c BA	-37.5*
SC-148	Min. 22 ga., type B, Grade 33 steel or min. 2,500 psi structural concrete	Min. 1.5-inch thick, one or more layers, any combination, loose laid	Min 0.25-inch SECUROCK Gypsum-Fiber Roof Board	Note 2	1 per 2.7 ft²	Mule-Hide TPO-c / AeroWeb or LVOC BA	-37.5*

2026 FBC NON-HVHZ

TABLE 2E: STEEL OR STRUCTURAL CONCRETE DECKS - NEW CONSTRUCTION, REROOF (TEAR-OFF) OR RECOVER SYSTEM TYPE C-1: MECHANICALLY ATTACHED INSULATION, BONDED ROOF COVER							
System No.	Deck (Note 1)	Base Insulation Layer (Optional for Structural Concrete or Recover, Note 13)	Top Insulation Layer			Roof Cover (Note 15)	MDP (psf)
			Type	Fastener (Note 2, Note 11)	Attach (Note 17)		
SC-149	Min. 22 ga., type B, Grade 33 steel or min. 2,500 psi structural concrete	Min. 1.5-inch thick, one or more layers, any combination, loose laid	Min. 0.5-inch Poly ISO 1-HD, Poly ISO 1-HD Plus or EcoStorm VSH	Note 2	1 per 2.7 ft²	Mule-Hide TPO-c / AeroWeb, LVOC BA or TPO-c BA	-37.5*
SC-150	Min. 22 ga., type B, Grade 33 steel or min. 2,500 psi structural concrete	Min. 1.5-inch thick, one or more layers, any combination, loose laid	Min 0.25-inch SECUROCK Gypsum-Fiber Roof Board	Note 2	1 per 2.7 ft²	Mule-Hide TPO-c / Aqua Base 120, AeroWeb, LVOC BA or TPO-c BA	-37.5*
SC-151	Min. 22 ga., type B, Grade 33 steel or min. 2,500 psi structural concrete	Min. 1.5-inch Poly ISO 1, Poly ISO 1-DWD	Min. 0.625-inch DensDeck Prime	Steel: Mule-Hide Drill Point Fastener with Mule-Hide 3" Insulation Plate Concrete: Note 2	1 per 5.3 ft²	Mule-Hide TPO-c / AeroWeb, LVOC BA or TPO-c BA	-37.5*
SC-152	Min. 22 ga., type B, Grade 33 steel	Min. 1.5-inch thick, one or more layers, any combination, loose laid	Min. 0.625-inch SECUROCK Ultralight Coated Glass-Mat Roof Board	OMG #12 Standard, OMG #14 Heavy Duty, OMG XHD, OMG #12 Roofgrip, OMG #14 Roofgrip or OMG #15 Roofgrip with OMG 3 in. Galvalume Steel Plate	1 per 5.3 ft²	Mule-Hide TPO-c / TPO-c BA	-45.0*
SC-153	Min. 22 ga., type B, Grade 33 steel	Min. 1.5-inch thick, one or more layers, any combination, loose laid	Min. 0.25-inch SECUROCK Ultralight Coated Glass-Mat Roof Board	OMG #12 Standard, OMG #14 Heavy Duty, OMG XHD, OMG #12 Roofgrip, OMG #14 Roofgrip or OMG #15 Roofgrip with OMG 3 in. Galvalume Steel Plate	1 per 3.2 ft²	Mule-Hide TPO-c / TPO-c BA	-45.0*
SC-154	Min. 22 ga., type B, Grade 33 steel	Min. 1.5-inch thick, one or more layers, any combination, loose laid	Min. 0.5-inch SECUROCK Ultralight Coated Glass-Mat Roof Board	Mule-Hide HDP Fastener with Mule-Hide 3" Insulation Plate	1 per 3.2 ft²	Mule-Hide TPO-c / TPO-c BA	-45.0*
SC-155	Min. 22 ga., type B, Grade 33 steel or min. 2,500 psi structural concrete	Min. 1.5-inch thick, one or more layers, any combination, loose laid	Min 0.25-inch SECUROCK Gypsum-Fiber Roof Board	Note 2	1 per 2.0 ft²	Mule-Hide TPO-c / Aqua Base 120, AeroWeb, LVOC BA or TPO-c BA	-45.0*
SC-156	Min. 22 ga., type B, Grade 33 steel or min. 2,500 psi structural concrete	Min. 1.5-inch thick, one or more layers, any combination, loose laid	Min 0.5-inch DensDeck Prime	Steel: Mule-Hide Drill Point Fastener with Mule-Hide 3" Insulation Plate Concrete: Note 2	1 per 4.0 ft²	Mule-Hide TPO-c / AeroWeb, LVOC BA or TPO-c BA	-45.0*
SC-157	Min. 22 ga., type B, Grade 33 steel or min. 2,500 psi structural concrete	Min. 1.5-inch thick, one or more layers, any combination, loose laid	Min 0.5-inch SECUROCK Gypsum-Fiber Roof Board	Note 2	1 per 3.2 ft²	Mule-Hide TPO-c / Aqua Base 120, AeroWeb, LVOC BA or TPO-c BA	-45.0*
SC-158	Min. 22 ga., type B, Grade 33 steel or min. 2,500 psi structural concrete	Min. 1.5-inch thick, one or more layers, any combination, loose laid	Min 0.625-inch SECUROCK Gypsum-Fiber Roof Board	Note 2	1 per 4.0 ft²	Mule-Hide TPO-c / Aqua Base 120, AeroWeb, LVOC BA or TPO-c BA	-45.0*
SC-159	Min. 22 ga., type B, Grade 33 steel	(Optional) Min. 1.5-inch thick, one or more layers, any combination, loose laid	Min. 1.5-inch Poly ISO 1-NB	Mule-Hide SIP NB LD Fastener	1 per 2.7 ft²	Mule-Hide TPO-c / Aqua Base 120, AeroWeb or TPO-c BA	-45.0*

2026 FBC NON-HVHZ

TABLE 2E: STEEL OR STRUCTURAL CONCRETE DECKS - NEW CONSTRUCTION, REROOF (TEAR-OFF) OR RECOVER SYSTEM TYPE C-1: MECHANICALLY ATTACHED INSULATION, BONDED ROOF COVER							
System No.	Deck (Note 1)	Base Insulation Layer (Optional for Structural Concrete or Recover, Note 13)	Top Insulation Layer			Roof Cover (Note 15)	MDP (psf)
			Type	Fastener (Note 2, Note 11)	Attach (Note 17)		
SC-160	Min. 22 ga., type B, Grade 33 steel or min. 2,500 psi structural concrete	(Optional) Min. 1.5-inch thick, one or more layers, any combination, loose laid	Min. 1.5-inch Poly ISO 1-NB	Note 2	1 per 3.6 ft²	Mule-Hide TPO-c / Aqua Base 120, AeroWeb or TPO-c BA	-45.0*
SC-161	Min. 22 ga., type B, Grade 33 steel or min. 2,500 psi structural concrete	(Optional) One or more layers, any combination, loose laid	Min. 1-inch Poly ISO 1, Poly ISO 1-DWD	Note 2	1 per 1.6 ft²	Mule-Hide TPO-c / Aqua Base 120, AeroWeb, or TPO-c BA	-45.0*
SC-162	Min. 22 ga., type B, Grade 33 steel or min. 2,500 psi structural concrete	(Optional) One or more layers, any combination, loose laid	Min. 1.5-inch Poly ISO 2, Poly ISO 1, Poly ISO 1-DWD, ENRGY 3	Note 2	1 per 2.0 ft²	Mule-Hide TPO-c / Aqua Base 120, AeroWeb, or TPO-c BA	-45.0*
SC-163	Min. 22 ga., type B, Grade 33 steel or min. 2,500 psi structural concrete	(Optional) One or more layers, any combination, loose laid	Min. 1.5-inch Poly ISO 1-HD-Composite	Note 2	1 per 2.0 ft²	Mule-Hide TPO-c / AeroWeb, LVOC BA or TPO-c BA	-45.0*
SC-164	Min. 22 ga., type B, Grade 33 steel or min. 2,500 psi structural concrete	(Optional) One or more layers, any combination, loose laid	Min. 2-inch Poly ISO 2, Poly ISO 1, Poly ISO 1-DWD, ENRGY 3	Note 2	1 per 4.0 ft²	Mule-Hide TPO-c / Aqua Base 120, AeroWeb, or TPO-c BA	-45.0*
SC-165	Min. 22 ga., type B, Grade 33 steel or min. 2,500 psi structural concrete	(Optional) One or more layers, any combination, loose laid	Min. 2-inch Poly ISO 1-HD-Composite	Note 2	1 per 4.0 ft²	Mule-Hide TPO-c / AeroWeb, LVOC BA or TPO-c BA	-45.0*
SC-166	Min. 22 ga., type B, Grade 33 steel or min. 2,500 psi structural concrete	Min. 1.5-inch thick, one or more layers, any combination, loose laid	Min. 0.5-inch Poly ISO 1-HD, Poly ISO 1-HD Plus or EcoStorm VSH	Note 2	1 per 2.0 ft²	Mule-Hide TPO-c / AeroWeb, LVOC BA or TPO-c BA	-45.0*
SC-167	Min. 22 ga., type B, Grade 33 steel or structural concrete	Min. 1.5-inch Poly ISO 1, Poly ISO 1-DWD, Poly ISO 2	Min. 0.5-inch Poly ISO 1-HD Plus or EcoStorm VSH	Note 2	1 per 4.0 ft²	Mule-Hide TPO-c / AeroWeb, LVOC BA or TPO-c BA	-45.0*
SC-168	Min. 22 ga., type B, Grade 33 steel or min. 2,500 psi structural concrete	Min. 1.5-inch Poly ISO 1, Poly ISO 1-DWD	Min. 0.25-inch DensDeck Prime	Steel: Mule-Hide Drill Point Fastener with Mule-Hide 3" Insulation Plate Concrete: Note 2	1 per 1.8 ft²	Mule-Hide TPO-c / AeroWeb, LVOC BA or TPO-c BA	-52.5
SC-169	Min. 22 ga., type B, Grade 33 steel or min. 2,500 psi structural concrete	(Optional) Min. 1.5-inch thick, one or more layers, any combination, loose laid	Min. 1.5-inch Poly ISO 1-NB	Note 2	1 per 1.9 ft²	Mule-Hide TPO-c / Aqua Base 120	-52.5
SC-170	Min. 22 ga., type B, Grade 33 steel or structural concrete	Min. 1.5-inch Poly ISO 1, Poly ISO 1-DWD, Poly ISO 2	Min. 0.5-inch Poly ISO 1-HD Plus or EcoStorm VSH	Note 2	1 per 1.8 ft²	Mule-Hide TPO-c / AeroWeb, LVOC BA or TPO-c BA	-60.0
SC-171	Min. 22 ga., type B, Grade 33 steel or min. 2,500 psi structural concrete	Min. 1.5-inch thick, one or more layers, any combination, loose laid	Min 0.5-inch DensDeck Prime	Note 2	1 per 1.6 ft²	Mule-Hide TPO-c / AeroWeb or TPO-c BA	-60.0

2026 FBC NON-HVHZ

TABLE 2E: STEEL OR STRUCTURAL CONCRETE DECKS - NEW CONSTRUCTION, REROOF (TEAR-OFF) OR RECOVER SYSTEM TYPE C-1: MECHANICALLY ATTACHED INSULATION, BONDED ROOF COVER							
System No.	Deck (Note 1)	Base Insulation Layer (Optional for Structural Concrete or Recover, Note 13)	Top Insulation Layer			Roof Cover (Note 15)	MDP (psf)
			Type	Fastener (Note 2, Note 11)	Attach (Note 17)		
SC-172	Min. 22 ga., type B, Grade 33 steel or min. 2,500 psi structural concrete	Min. 1.5-inch Poly ISO 1, Poly ISO 1-DWD	Min. 0.5-inch DensDeck Prime	Steel: Mule-Hide Drill Point Fastener with Mule-Hide 3" Insulation Plate Concrete: Note 2	1 per 1.8 ft²	Mule-Hide TPO-c / AeroWeb, LVOC BA or TPO-c BA	-67.5
SC-173	Min. 22 ga., type B, Grade 33 steel	Min. 1.5-inch thick, one or more layers, any combination, loose laid	Min. 0.5-inch SECUROCK Ultralight Coated Glass-Mat Roof Board	OMG #12 Standard, OMG #14 Heavy Duty, OMG XHD, OMG #12 Roofgrip, OMG #14 Roofgrip or OMG #15 Roofgrip with OMG 3 in. Galvalume Steel Plate	1 per 1.3 ft²	Mule-Hide TPO-c / TPO-c BA	-67.5
SC-174	Min. 22 ga., type B, Grade 33 steel or min. 2,500 psi structural concrete	(Optional) Min. 1.5-inch thick, one or more layers, any combination, loose laid	Min. 1.5-inch Poly ISO 1-NB	Note 2	1 per 1.9 ft²	Mule-Hide TPO-c / AeroWeb or TPO-c BA	-75.0
SC-175	Min. 22 ga., type B, Grade 33 steel or min. 2,500 psi structural concrete	(Optional) One or more layers, any combination, loose laid	Min. 2-inch Poly ISO 2, Poly ISO 1, Poly ISO 1-DWD, ENRGY 3	Note 2	1 per 1.6 ft²	Mule-Hide TPO-c / TPO-c BA	-75.0
SC-176	Min. 22 ga., type B, Grade 33 steel or min. 2,500 psi structural concrete	(Optional) One or more layers, any combination, loose laid	Min. 2-inch Poly ISO 1, Poly ISO 1-DWD	Note 2	1 per 1.6 ft²	Mule-Hide TPO-c / AeroWeb	-75.0
SC-177	Min. 22 ga., type B, Grade 33 steel or min. 2,500 psi structural concrete	(Optional) One or more layers, any combination, loose laid	Min. 2-inch Poly ISO 1-HD-Composite	Note 2	1 per 1.6 ft²	Mule-Hide TPO-c / AeroWeb, LVOC BA or TPO-c BA	-75.0
SC-178	Min. 22 ga., type B, Grade 33 steel or min. 2,500 psi structural concrete	Min. 1.5-inch Poly ISO 1, Poly ISO 1-DWD	Min. 0.5-inch DensDeck Prime	Steel: Mule-Hide Drill Point Fastener with Mule-Hide 3" Insulation Plate Concrete: Note 2	1 per 1.6 ft²	Mule-Hide TPO-c / AeroWeb, LVOC BA or TPO-c BA	-75.0
SC-179	Min. 22 ga., type B, Grade 33 steel or min. 2,500 psi structural concrete	Min. 1.5-inch thick, one or more layers, any combination, loose laid	Min. 0.5-inch SECUROCK Gypsum-Fiber Roof Board	Note 2	1 per 1.6 ft²	Mule-Hide TPO-c / AeroWeb or LVOC BA	-75.0
SC-180	Min. 22 ga., type B, Grade 33 steel or min. 2,500 psi structural concrete	Min. 1.5-inch thick, one or more layers, any combination, loose laid	Min. 0.5-inch SECUROCK Gypsum-Fiber Roof Board	Note 2	1 per 1.6 ft²	Mule-Hide TPO-c / AeroWeb or TPO-c BA	-82.5
SC-181	Min. 22 ga., type B, Grade 33 steel or min. 2,500 psi structural concrete	Min. 1.5-inch Poly ISO 1, Poly ISO 1-DWD	Min. 0.5-inch DensDeck Prime	Steel: Mule-Hide Drill Point Fastener with Mule-Hide 3" Insulation Plate Concrete: Note 2	1 per 1.0 ft²	Mule-Hide TPO-c / AeroWeb, LVOC BA or TPO-c BA	-82.5
SC-182	Min. 22 ga., type B, Grade 33 steel or min. 2,500 psi structural concrete	(Optional) Min. 1.5-inch thick, one or more layers, any combination, loose laid	Min. 1.5-inch Poly ISO 1-NB	Note 2	1 per 1.0 ft²	Mule-Hide TPO-c / AeroWeb	-82.5

2026 FBC NON-HVHZ

TABLE 2E: STEEL OR STRUCTURAL CONCRETE DECKS - NEW CONSTRUCTION, REROOF (TEAR-OFF) OR RECOVER SYSTEM TYPE C-1: MECHANICALLY ATTACHED INSULATION, BONDED ROOF COVER							
System No.	Deck (Note 1)	Base Insulation Layer (Optional for Structural Concrete or Recover, Note 13)	Top Insulation Layer			Roof Cover (Note 15)	MDP (psf)
			Type	Fastener (Note 2, Note 11)	Attach (Note 17)		
SC-183	Min. 22 ga., type B, Grade 80 steel	Min. 1.5-inch thick, one or more layers, any combination, loose laid	Min. 0.5-inch SECUROCK Ultralight Coated Glass-Mat Roof Board	Mule-Hide HDP Fastener with Mule-Hide 3" Insulation Plate	1 per 1.0 ft²	Mule-Hide TPO-c / TPO-c BA	-97.5
SC-184	Min. 22 ga., type B, Grade 33 steel or min. 2,500 psi structural concrete	(Optional) Min. 1.5-inch thick, one or more layers, any combination, loose laid	Min. 1.5-inch Poly ISO 1-NB	Note 2	1 per 1.0 ft²	Mule-Hide TPO-c / TPO-c BA	-97.5
SC-185	Min. 20 ga., type B, Grade 33 steel or min. 2,500 psi structural concrete	(Optional) Min. 1.5-inch thick, one or more layers, any combination, loose laid	Min. 0.625-inch SECUROCK Gypsum-Fiber Roof Board	Note 2	1 per 1.3 ft²	Mule-Hide TPO-c / AeroWeb or TPO-c BA	-112.5
SC-186	Min. 18 ga., type B, Grade 33 steel or min. 2,500 psi structural concrete	Min. 2-inch thick, one or more layers, any combination, loose laid	Min. 0.5-inch SECUROCK Gypsum-Fiber Roof Board	Note 2	1 per 1.3 ft²	Mule-Hide TPO-c / AeroWeb or TPO-c BA	-112.5
SC-187	Min. 22 ga., type B, Grade 33 steel or structural concrete	Min. 1.5-inch Poly ISO 1, Poly ISO 1-DWD, Poly ISO 2	Min. 0.5-inch Poly ISO 1-HD Plus or EcoStorm VSH	Note 2	1 per 1.3 ft²	Mule-Hide TPO-c / AeroWeb or TPO-c BA or LVOC BA	-112.5
SC-188	Min. 22 ga., type B, Grade 33 steel or min. 2,500 psi structural concrete	Min. 1.5-inch thick, one or more layers, any combination, loose laid	Min. 2-inch Poly ISO 1-HD-Composite	Note 2	1 per 1.0 ft²	Mule-Hide TPO-c / AeroWeb, LVOC BA or TPO-c BA	-112.5
SC-189	Min. 22 ga., type B, Grade 33 steel or min. 2,500 psi structural concrete	(Optional) One or more layers, any combination, loose laid	Min. 2-inch Poly ISO 1-DWD	Note 2	1 per 1.0 ft²	Mule-Hide TPO-c / AeroWeb or TPO-c BA	-120.0
SC-190	Min. 22 ga., type B, Grade 33 steel or min. 2,500 psi structural concrete	Min. 1.5-inch thick, one or more layers, any combination, loose laid	Min. 0.5-inch SECUROCK Gypsum-Fiber Roof Board	Note 2	1 per 1.0 ft²	Mule-Hide TPO-c / AeroWeb or LVOC BA	-127.5
SC-191	Min. 22 ga., type B, Grade 80 steel or min. 2,500 psi structural concrete	Min. 1.5-inch Poly ISO 1, Poly ISO 1-DWD	Min. 0.5-inch DensDeck Prime	Steel: Mule-Hide Drill Point Fastener with Mule-Hide 3" Insulation Plate Concrete: Note 2	1 per 1.0 ft²	Mule-Hide TPO-c / AeroWeb, LVOC BA or TPO-c BA	-127.5
SC-192	Min. 22 ga., type B, Grade 33 steel or min. 2,500 psi structural concrete	Min. 1.5-inch thick, one or more layers, any combination, loose laid	Min. 2-inch Poly ISO 1-DWD	Note 2	1 per 1.0 ft²	Mule-Hide TPO-c / AeroWeb or LVOC BA	-127.5
MULE-HIDE TPO-C FLEECE BACK MEMBRANE APPLICATIONS (PARTIAL BOND):							
SC-193	Min. 22 ga., type B, Grade 33 steel or min. 2,500 psi structural concrete	(Optional) One or more layers, any combination, loose laid	Min. 1.5-inch Poly ISO 1, Poly ISO 1-DWD	Note 2	1 per 3.2 ft²	Mule-Hide TPO-c Fleece Back / Helix Max LRA or Helix Max LRA-DT (RIBBON, 12-inch o.c.)	-45.0*

2026 FBC NON-HVHZ

TABLE 2E: STEEL OR STRUCTURAL CONCRETE DECKS - NEW CONSTRUCTION, REROOF (TEAR-OFF) OR RECOVER SYSTEM TYPE C-1: MECHANICALLY ATTACHED INSULATION, BONDED ROOF COVER							
System No.	Deck (Note 1)	Base Insulation Layer (Optional for Structural Concrete or Recover, Note 13)	Top Insulation Layer			Roof Cover (Note 15)	MDP (psf)
			Type	Fastener (Note 2, Note 11)	Attach (Note 17)		
SC-194	Min. 22 ga., type B, Grade 33 steel or min. 2,500 psi structural concrete	(Optional) One or more layers, any combination, loose laid	Min. 2-inch Poly ISO 1, Poly ISO 1-DWD	Note 2	1 per 4.0 ft²	Mule-Hide TPO-c Fleece Back / Helix Max LRA or Helix Max LRA-DT (RIBBON, 12-inch o.c.)	-45.0*
SC-195	Min. 22 ga., type B, Grade 33 steel or min. 2,500 psi structural concrete	(Optional) One or more layers, any combination, loose laid	Min. 2-inch Poly ISO 1-HD-Composite	Note 2	1 per 4.0 ft²	Mule-Hide TPO-c Fleece Back / Helix Max LRA or Helix Max LRA-DT (RIBBON, 12-inch o.c.)	-45.0*
SC-196	Min. 22 ga., type B, Grade 33 steel or min. 2,500 psi structural concrete	Min. 1.5-inch thick, one or more layers, any combination, loose laid	Min 0.25-inch DensDeck Prime	Note 2	1 per 2.0 ft²	Mule-Hide TPO-c Fleece Back / Helix Max LRA or Helix Max LRA-DT (RIBBON, 12-inch o.c.)	-45.0*
MULE-HIDE TPO-C FLEECE BACK MEMBRANE APPLICATIONS (FULL BOND):							
SC-197	Min. 22 ga., type B, Grade 33 steel or min. 2,500 psi structural concrete	Min. 1.5-inch Poly ISO 1, Poly ISO 1-DWD	Min. 0.25-inch DensDeck Prime	Steel: Mule-Hide Drill Point Fastener with Mule-Hide 3" Insulation Plate Concrete: Note 2	1 per 3.2 ft²	Mule-Hide TPO-c Fleece Back / Helix LRA (FULL), Helix LRT (FULL), Helix Max LRA (FULL) or Helix Max LRA-DT (FULL) or HydroBond W-B	-30.0*
SC-198	Min. 22 ga., type B, Grade 33 steel or min. 2,500 psi structural concrete	Min. 1.5-inch Poly ISO 1, Poly ISO 1-DWD	Min. 0.5-inch DensDeck Prime	Steel: Mule-Hide Drill Point Fastener with Mule-Hide 3" Insulation Plate Concrete: Note 2	1 per 5.3 ft²	Mule-Hide TPO-c Fleece Back / Helix LRA (FULL), Helix LRT (FULL), Helix Max LRA (FULL) or Helix Max LRA-DT (FULL) or HydroBond W-B	-30.0*
SC-199	Min. 22 ga., type B, Grade 33 steel or min. 2,500 psi structural concrete	Min. 1.5-inch thick, one or more layers, any combination, loose laid	Min. 0.5-inch Poly ISO 1-HD, Poly ISO 1-HD Plus or EcoStorm VSH	Note 2	1 per 2.7 ft²	Mule-Hide TPO-c Fleece Back / Helix LRA (FULL), Helix LRT (FULL), Helix Max LRA (FULL) or Helix Max LRA-DT (FULL) or HydroBond W-B	-37.5*
SC-200	Min. 22 ga., type B, Grade 33 steel or min. 2,500 psi structural concrete	(Optional) One or more layers, any combination, loose laid	Min. 2-inch Poly ISO 1, Poly ISO 1-DWD	Note 2	1 per 4.0 ft²	Mule-Hide TPO-c Fleece Back / Helix LRA (FULL), Helix LRT (FULL), Helix Max LRA (FULL) or Helix Max LRA-DT (FULL) or HydroBond W-B	-45.0*
SC-201	Min. 22 ga., type B, Grade 33 steel or min. 2,500 psi structural concrete	(Optional) One or more layers, any combination, loose laid	Min. 1-inch Poly ISO 1, Poly ISO 1-DWD	Note 2	1 per 1.6 ft²	Mule-Hide TPO-c Fleece Back / Helix LRA (FULL), Helix LRT (FULL), Helix Max LRA (FULL) or Helix Max LRA-DT (FULL) or HydroBond W-B	-45.0*
SC-202	Min. 22 ga., type B, Grade 33 steel or min. 2,500 psi structural concrete	(Optional) One or more layers, any combination, loose laid	Min. 1.5-inch Poly ISO 1-HD-Composite	Note 2	1 per 2.0 ft²	Mule-Hide TPO-c Fleece Back / Helix LRA (FULL), Helix LRT (FULL), Helix Max LRA (FULL) or Helix Max LRA-DT (FULL) or HydroBond W-B	-45.0*

2026 FBC NON-HVHZ

TABLE 2E: STEEL OR STRUCTURAL CONCRETE DECKS - NEW CONSTRUCTION, REROOF (TEAR-OFF) OR RECOVER SYSTEM TYPE C-1: MECHANICALLY ATTACHED INSULATION, BONDED ROOF COVER							
System No.	Deck (Note 1)	Base Insulation Layer (Optional for Structural Concrete or Recover, Note 13)	Top Insulation Layer			Roof Cover (Note 15)	MDP (psf)
			Type	Fastener (Note 2, Note 11)	Attach (Note 17)		
SC-203	Min. 22 ga., type B, Grade 33 steel or min. 2,500 psi structural concrete	(Optional) One or more layers, any combination, loose laid	Min. 2-inch Poly ISO 1-HD-Composite	Note 2	1 per 4.0 ft²	Mule-Hide TPO-c Fleece Back / Helix LRA (FULL), Helix LRT (FULL), Helix Max LRA (FULL) or Helix Max LRA-DT (FULL) or HydroBond W-B	-45.0*
SC-204	Min. 22 ga., type B, Grade 33 steel or min. 2,500 psi structural concrete	Min. 1.5-inch thick, one or more layers, any combination, loose laid	Min. 0.5-inch DensDeck Prime	Steel: Mule-Hide Drill Point Fastener with Mule-Hide 3" Insulation Plate Concrete: Note 2	1 per 4.0 ft²	Mule-Hide TPO-c Fleece Back / Helix LRA (FULL), Helix LRT (FULL), Helix Max LRA (FULL) or Helix Max LRA-DT (FULL) or HydroBond W-B	-45.0*
SC-205	Min. 22 ga., type B, Grade 33 steel or structural concrete	Min. 1.5-inch Poly ISO 1, Poly ISO 1-DWD, Poly ISO 2	Min. 0.5-inch Poly ISO 1-HD Plus or EcoStorm VSH	Note 2	1 per 4.0 ft²	Mule-Hide TPO-c Fleece Back / Helix Max LRA or Helix Max LRA-DT (FULL)	-45.0*
SC-206	Min. 22 ga., type B, Grade 33 steel or min. 2,500 psi structural concrete	Min. 1.5-inch thick, one or more layers, any combination, loose laid	Min. 0.5-inch Poly ISO 1-HD, Poly ISO 1-HD Plus or EcoStorm VSH	Note 2	1 per 2.0 ft²	Mule-Hide TPO-c Fleece Back / Helix Max LRA or Helix Max LRA-DT (FULL) or HydroBond W-B	-45.0*
SC-207	Min. 22 ga., type B, Grade 33 steel or min. 2,500 psi structural concrete	Min. 1.5-inch Poly ISO 1, Poly ISO 1-DWD	Min. 0.25-inch DensDeck Prime	Steel: Mule-Hide Drill Point Fastener with Mule-Hide 3" Insulation Plate Concrete: Note 2	1 per 1.8 ft²	Mule-Hide TPO-c Fleece Back / Helix LRA (FULL), Helix LRT (FULL), Helix Max LRA (FULL) or Helix Max LRA-DT (FULL) or HydroBond W-B	-52.5
SC-208	Min. 22 ga., type B, Grade 33 steel or min. 2,500 psi structural concrete	Min. 1.5-inch thick, one or more layers, any combination, loose laid	Min 0.5-inch DensDeck Prime	Note 2	1 per 1.6 ft²	Mule-Hide TPO-c Fleece Back / Helix LRA (FULL), Helix LRT (FULL), Helix Max LRA (FULL) or Helix Max LRA-DT (FULL) or HydroBond W-B	-60.0
SC-209	Min. 22 ga., type B, Grade 33 steel or structural concrete	Min. 1.5-inch Poly ISO 1, Poly ISO 1-DWD, Poly ISO 2	Min. 0.5-inch Poly ISO 1-HD Plus or EcoStorm VSH	Note 2	1 per 1.8 ft²	Mule-Hide TPO-c Fleece Back / Helix Max LRA or Helix Max LRA-DT (FULL)	-60.0
SC-210	Min. 22 ga., type B, Grade 33 steel or min. 2,500 psi structural concrete	Min. 1.5-inch Poly ISO 1, Poly ISO 1-DWD	Min. 0.5-inch DensDeck Prime	Steel: Mule-Hide Drill Point Fastener with Mule-Hide 3" Insulation Plate Concrete: Note 2	1 per 1.8 ft²	Mule-Hide TPO-c Fleece Back / Helix LRA (FULL), Helix LRT (FULL), Helix Max LRA (FULL) or Helix Max LRA-DT (FULL) or HydroBond W-B	-67.5
SC-211	Min. 22 ga., type B, Grade 33 steel or min. 2,500 psi structural concrete	Min. 1.5-inch Poly ISO 1, Poly ISO 1-DWD or Poly ISO 2	Min. 0.375-inch SECUROCK Gypsum-Fiber Roof Board	Steel: Mule-Hide Drill Point Fastener with Mule-Hide 3" Insulation Plate Concrete: Note 2	1 per 1.3 ft²	Mule-Hide TPO-c Fleece Back / Helix LRA (FULL) or Helix LRT (FULL)	-67.5
SC-212	Min. 22 ga., type B, Grade 33 steel or min. 2,500 psi structural concrete	(Optional) One or more layers, any combination, loose laid	Min. 2-inch Poly ISO 1, Poly ISO 1-DWD	Note 2	1 per 1.6 ft²	Mule-Hide TPO-c Fleece Back / Helix Max LRA or Helix Max LRA-DT (FULL)	-75.0

2026 FBC NON-HVHZ

TABLE 2E: STEEL OR STRUCTURAL CONCRETE DECKS - NEW CONSTRUCTION, REROOF (TEAR-OFF) OR RECOVER SYSTEM TYPE C-1: MECHANICALLY ATTACHED INSULATION, BONDED ROOF COVER							
System No.	Deck (Note 1)	Base Insulation Layer (Optional for Structural Concrete or Recover, Note 13)	Top Insulation Layer			Roof Cover (Note 15)	MDP (psf)
			Type	Fastener (Note 2, Note 11)	Attach (Note 17)		
SC-213	Min. 22 ga., type B, Grade 33 steel or min. 2,500 psi structural concrete	(Optional) One or more layers, any combination, loose laid	Min. 2-inch Poly ISO 1-HD-Composite	Note 2	1 per 1.6 ft²	Mule-Hide TPO-c Fleece Back / Helix Max LRA or Helix Max LRA-DT (FULL)	-75.0
SC-214	Min. 22 ga., type B, Grade 33 steel or min. 2,500 psi structural concrete	Min. 1.5-inch Poly ISO 1, Poly ISO 1-DWD	Min. 0.5-inch DensDeck Prime	Steel: Mule-Hide Drill Point Fastener with Mule-Hide 3" Insulation Plate Concrete: Note 2	1 per 1.6 ft²	Mule-Hide TPO-c Fleece Back / Helix Max LRA or Helix Max LRA-DT (FULL) or HydroBond W-B	-75.0
SC-215	Min. 22 ga., type B, Grade 33 steel or min. 2,500 psi structural concrete	Min. 1.5-inch thick, one or more layers, any combination, loose laid	Min. 0.5-inch SECUROCK Gypsum-Fiber Roof Board	Note 2	1 per 1.6 ft²	Mule-Hide TPO-c Fleece Back / Helix Max LRA or Helix Max LRA-DT (FULL)	-75.0
SC-216	Min. 22 ga., type B, Grade 33 steel or min. 2,500 psi structural concrete	(Optional) Min. 1.5-inch thick, one or more layers, any combination, loose laid	Min. 1.5-inch Poly ISO 1-NB	Note 2	1 per 1.9 ft²	Mule-Hide TPO-c Fleece Back / Helix Max LRA or Helix Max LRA-DT (FULL)	-75.0
SC-217	Min. 22 ga., type B, Grade 33 steel or min. 2,500 psi structural concrete	Min. 1.5-inch Poly ISO 1, Poly ISO 1-DWD	Min 0.5-inch DensDeck Prime	Steel: Mule-Hide Drill Point Fastener with Mule-Hide 3" Insulation Plate Concrete: Note 2	1 per 1.0 ft²	Mule-Hide TPO-c Fleece Back / Helix Max LRA or Helix Max LRA-DT (FULL)	-82.5
SC-218	Min. 22 ga., type B, Grade 33 steel or min. 2,500 psi structural concrete	Min. 1.5-inch thick, one or more layers, any combination, loose laid	Min 0.5-inch SECUROCK Gypsum-Fiber Roof Board	Note 2	1 per 1.6 ft²	Mule-Hide TPO-c Fleece Back / Helix Max LRA or Helix Max LRA-DT (FULL)	-82.5
SC-219	Min. 22 ga., type B, Grade 33 steel or min. 2,500 psi structural concrete	(Optional) Min. 1.5-inch thick, one or more layers, any combination, loose laid	Min. 1.5-inch Poly ISO 1-NB	Note 2	1 per 1.9 ft² (Mule-Hide A-27F)	Mule-Hide TPO-c Fleece Back / Aqua Base 120, HydroBond W-B	-82.5
SC-220	Min. 22 ga., type B, Grade 33 steel or min. 2,500 psi structural concrete	Min. 1.5-inch thick, one or more layers, any combination, loose laid	0.5-inch EcoStorm VSH	Steel: Mule-Hide Drill Point Fastener with Mule-Hide 3" Insulation Plate Concrete: Note 2	1 per 1.0 ft²	Mule-Hide TPO-c Fleece Back / Helix Max LRA or Helix Max LRA-DT (FULL)	-82.5
SC-221	Min. 20 ga., type B, Grade 33 steel or min. 2,500 psi structural concrete	(Optional) Min. 1.5-inch thick, one or more layers, any combination, loose laid	Min. 0.625-inch SECUROCK Gypsum-Fiber Roof Board	Note 2	1 per 1.3 ft²	Mule-Hide TPO-c Fleece Back / Helix Max LRA or Helix Max LRA-DT (FULL)	-112.5
SC-222	Min. 18 ga., type B, Grade 33 steel or min. 2,500 psi structural concrete	Min. 2-inch thick, one or more layers, any combination, loose laid	Min. 0.5-inch SECUROCK Gypsum-Fiber Roof Board	Note 2	1 per 1.3 ft²	Mule-Hide TPO-c Fleece Back / Helix Max LRA or Helix Max LRA-DT (FULL)	-112.5
SC-223	Min. 22 ga., type B, Grade 33 steel or structural concrete	Min. 1.5-inch Poly ISO 1, Poly ISO 1-DWD, Poly ISO 2	Min. 0.5-inch Poly ISO 1-HD Plus or EcoStorm VSH	Note 2	1 per 1.3 ft²	Mule-Hide TPO-c Fleece Back / Helix Max LRA or Helix Max LRA-DT (FULL)	-112.5

2026 FBC NON-HVHZ

TABLE 2E: STEEL OR STRUCTURAL CONCRETE DECKS - NEW CONSTRUCTION, REROOF (TEAR-OFF) OR RECOVER SYSTEM TYPE C-1: MECHANICALLY ATTACHED INSULATION, BONDED ROOF COVER							
System No.	Deck (Note 1)	Base Insulation Layer (Optional for Structural Concrete or Recover, Note 13)	Top Insulation Layer			Roof Cover (Note 15)	MDP (psf)
			Type	Fastener (Note 2, Note 11)	Attach (Note 17)		
SC-224	Min. 22 ga., type B, Grade 80 steel or min. 2,500 psi structural concrete	Min. 1.5-inch Poly ISO 1, Poly ISO 1-DWD	Min 0.5-inch DensDeck Prime	Steel: Mule-Hide Drill Point Fastener with Mule-Hide 3" Insulation Plate Concrete: Note 2	1 per 1.0 ft²	Mule-Hide TPO-c Fleece Back / Helix Max LRA or Helix Max LRA-DT (FULL)	-127.5
SC-225	Min. 22 ga., type B, Grade 33 steel or min. 2,500 psi structural concrete	(Optional) One or more layers, any combination, loose laid	Min 2-inch Poly ISO 1-DWD	Note 2	1 per 1.0 ft²	Mule-Hide TPO-c Fleece Back / Helix Max LRA or Helix Max LRA-DT (FULL)	-135.0
SC-226	Min. 22 ga., type B, Grade 33 steel or min. 2,500 psi structural concrete	(Optional) Min. 1.5-inch thick, one or more layers, any combination, loose laid	Min. 1.5-inch Poly ISO 1-NB	Note 2	1 per 1.0 ft²	Mule-Hide TPO-c Fleece Back / Helix Max LRA or Helix Max LRA-DT (FULL)	-135.0
SC-227	Min. 22 ga., type B, Grade 80 steel or min. 2,500 psi structural concrete	Min. 1.5-inch thick, one or more layers, any combination, loose laid	Min 0.5-inch SECUROCK Gypsum-Fiber Roof Board	Note 2	1 per 1.0 ft²	Mule-Hide TPO-c Fleece Back / Helix Max LRA or Helix Max LRA-DT (FULL)	-135.0
SC-228	Min. 22 ga., type B, Grade 80 steel or min. 2,500 psi structural concrete	Min. 1.5-inch thick, one or more layers, any combination, loose laid	0.5-inch EcoStorm VSH	Steel: Mule-Hide Drill Point Fastener with Mule-Hide 3" Insulation Plate Concrete: Note 2	1 per 1.0 ft²	Mule-Hide TPO-c Fleece Back (min. 60-mil) / Helix Max LRA or Helix Max LRA-DT (FULL)	-135.0
SC-229	Min. 22 ga., type B, Grade 33 steel or min. 2,500 psi structural concrete	(Optional) One or more layers, any combination, loose laid	Min. 2-inch Poly ISO 1-HD-Composite	Note 2	1 per 1.0 ft²	Mule-Hide TPO-c Fleece Back / Helix Max LRA-DT (FULL)	-157.5
MULE-HIDE SA-TPO MEMBRANE APPLICATIONS:							
SC-230	Min. 22 ga., type B, Grade 33 steel or min. 2,500 psi structural concrete	Min. 1.5-inch thick, one or more layers, any combination, loose laid	Min. 2-inch Insulfoam SP	Note 2	1 per 2.7 ft²	Mule-Hide SA-TPO, self-adhered	-30.0*
SC-231	Min. 22 ga., type B, Grade 33 steel or min. 2,500 psi structural concrete	Min. 1.5-inch thick, one or more layers, any combination, loose laid	Min. 2-inch Insulfoam SP	Note 2	1 per 2.0 ft²	Mule-Hide SA-TPO, self-adhered	-45.0*
SC-232	Min. 22 ga., type B, Grade 33 steel or min. 2,500 psi structural concrete	Min. 1.5-inch thick, one or more layers, any combination, loose laid	Min. 0.25-inch DensDeck Prime or SECUROCK Gypsum-Fiber Roof Board or Min. 1.5-inch Poly ISO 1-NB	Note 2	1 per 2.0 ft²	Mule-Hide SA-TPO, self-adhered	-45.0*
SC-233	Min. 22 ga., type B, Grade 33 steel or min. 2,500 psi structural concrete	(Optional) Min. 1.5-inch thick, one or more layers, any combination, loose laid	Min. 1.5-inch Poly ISO 1, Poly ISO 1-DWD	Note 2	1 per 2.0 ft²	Mule-Hide SA-TPO, self-adhered	-45.0*

2026 FBC NON-HVHZ

TABLE 2E: STEEL OR STRUCTURAL CONCRETE DECKS - NEW CONSTRUCTION, REROOF (TEAR-OFF) OR RECOVER SYSTEM TYPE C-1: MECHANICALLY ATTACHED INSULATION, BONDED ROOF COVER							
System No.	Deck (Note 1)	Base Insulation Layer (Optional for Structural Concrete or Recover, Note 13)	Top Insulation Layer			Roof Cover (Note 15)	MDP (psf)
			Type	Fastener (Note 2, Note 11)	Attach (Note 17)		
SC-234	Min. 22 ga., type B, Grade 33 steel or min. 2,500 psi structural concrete	(Optional) Min. 1.5-inch thick, one or more layers, any combination, loose laid	Min. 2-inch Poly ISO 1, Poly ISO 1-DWD	Note 2	1 per 1.6 ft²	Mule-Hide SA-TPO, self-adhered	-60.0
MULE-HIDE TPO-C FLEECE BACK RL APPLICATIONS:							
SC-235	Min. 22 ga., type B, Grade 33 steel or min. 2,500 psi structural concrete	(Optional) One or more layers, any combination, loose laid	Min. 2-inch InsulBase RL	Steel: Mule-Hide Drill Point Fastener with Mule-Hide 3" Insulation Plate Concrete: Note 2	1 per 4.0 ft²	Mule-Hide TPO-c Fleece Back RL	-45.0*
SC-236	Min. 22 ga., type B, Grade 33 steel or min. 2,500 psi structural concrete	Min., 1.5-inch Poly ISO 1, Poly ISO 1-DWD, loose-laid	Min. 0.5-inch SecurShield HD RL	Steel: Mule-Hide Drill Point Fastener with Mule-Hide 3" Insulation Plate Concrete: Note 2	1 per 2.0 ft²	Mule-Hide TPO-c Fleece Back RL	-45.0*
SC-237	Min. 22 ga., type B, Grade 33 steel or min. 2,500 psi structural concrete	(Optional) One or more layers, any combination, loose laid	Min. 2-inch InsulBase RL	Steel: Mule-Hide Drill Point Fastener with Mule-Hide 3" Insulation Plate Concrete: Note 2	1 per 1.6 ft²	Mule-Hide TPO-c Fleece Back RL	-75.0

TABLE 2F: STEEL OR STRUCTURAL CONCRETE DECKS - NEW CONSTRUCTION, REROOF (TEAR-OFF) OR RECOVER SYSTEM TYPE C-1: MECHANICALLY ATTACHED INSULATION, BONDED BASE PLY, BONDED ROOF COVER								
System No.	Deck (Note 1)	Base Insulation Layer (Note 13, Note 17)	Top Insulation Layer			Roof Cover (Note 15)		MDP (psf)
			Type	Fastener (Note 2, Note 11)	Attach (Note 17)	Base Ply	Top Ply	
MULE-HIDE TPO-C FLEECE BACK PLUS MEMBRANE APPLICATIONS:								
SC-238	Min. 22 ga., type B, Grade 33 steel or min. 2,500 psi structural concrete	Min. 1.5-inch thick, one or more layers, any combination, loose laid	Min. 0.5-inch DensDeck Prime	Steel: Mule-Hide Drill Point Fastener with Mule-Hide 3" Insulation Plate Concrete: Note 2	1 per 1.8 ft²	Carlisle SureMB 90TG or 120TG / torch-applied	Mule-Hide TPO-c Fleece Back Plus / C-MCA or hot asphalt	-67.5
SC-239	Min. 22 ga., type B, Grade 33 steel or min. 2,500 psi structural concrete	Min. 1.5-inch thick, one or more layers, any combination, loose laid	Min. 0.5-inch DensDeck Prime	Steel: Mule-Hide Drill Point Fastener with Mule-Hide 3" Insulation Plate Concrete: Note 2	1 per 1.6 ft²	Carlisle SureMB 90TG or 120TG / torch-applied	Mule-Hide TPO-c Fleece Back Plus / C-MCA or hot asphalt	-75.0
SC-240	Min. 22 ga., type B, Grade 33 steel or min. 2,500 psi structural concrete	Min. 1.5-inch thick, one or more layers, any combination, loose laid	Min. 0.5-inch SECUROCK Gypsum-Fiber Roof Board	Note 2	1 per 1.6 ft²	Carlisle SureMB 90TG or 120TG / torch-applied	Mule-Hide TPO-c Fleece Back Plus / C-MCA or hot asphalt	-75.0
SC-241	Min. 22 ga., type B, Grade 33 steel or min. 2,500 psi structural concrete	Min. 1.5-inch thick, one or more layers, any combination, loose laid	Min. 0.5-inch SECUROCK Gypsum-Fiber Roof Board	Steel: Mule-Hide Drill Point Fastener with Mule-Hide 3" Insulation Plate Concrete: Note 2	1 per 1.0 ft²	Carlisle SureMB 90TG or 120TG / torch-applied	Mule-Hide TPO-c Fleece Back Plus / C-MCA or hot asphalt	-120.0

2026 FBC NON-HVHZ

TABLE 2G: STEEL DECKS - NEW CONSTRUCTION, REROOF (Tear-Off) or RECOVER SYSTEM TYPE C-2: MECHANICALLY ATTACHED INSULATION, INDUCTION WELDED ROOF COVER						
System No.	Deck (Note 1)	Insulation Layer (Note 13, Note 17)	Attachment		Roof Cover (Note 15B)	MDP (psf)
			Fastener (Note 11)	Density		
MULE-HIDE TPO INDUCTION WELD PLATE SYSTEMS:						
SC-242	Min. 22 ga., type B, Grade 33 steel	Min. 1.5-inch thick, one or more layers, any combination.	Mule-Hide EHD Fastener and Mule-Hide TPO Induction Weld Plate	1 per 5.3 ft² (6 parts per 4x8 ft board) *Boards are placed with the 8 ft. dimension oriented perpendicular to the steel deck ribs with adjacent boards offset by 12 in. to stagger the fastener/plate fastening pattern*	Mule-Hide TPO-c, Mule-Hide TPO-c Extra or Mule-Hide TPO-c (FR) induction welded with Trufast Induction Welding Tool per manufacturer's instructions.	-45.0*
SC-243	Min. 22 ga., type B, Grade 33 steel; 6 ft span; #12 HWH Teks 5 screws, 6" o.c.	Min. 1.5-inch thick, one or more layers, any combination.	Mule-Hide EHD Fastener and Mule-Hide TPO Induction Weld Plate	1 per 4.0 ft² (8 parts per 4x8 ft board) *Boards are placed with the 8 ft. dimension oriented perpendicular to the steel deck ribs with adjacent boards offset by 12 in. to stagger the fastener/plate fastening pattern*	Mule-Hide TPO-c, Mule-Hide TPO-c Extra or Mule-Hide TPO-c (FR) induction welded with Trufast Induction Welding Tool per manufacturer's instructions.	-52.5
SC-244	Min. 22 ga., type B, Grade 33 steel; 6 ft span; #12 HWH Teks 5 screws with ¾" washers, 6" o.c.	Min. 1.5-inch thick, one or more layers, any combination.	Mule-Hide EHD Fastener and Mule-Hide TPO Induction Weld Plate	1 per 2.0 ft² (16 parts per 4x8 ft board) *Boards are placed with the 8 ft. dimension oriented perpendicular to the steel deck ribs with adjacent boards offset by 12 in. to stagger the fastener/plate fastening pattern*	Mule-Hide TPO-c, Mule-Hide TPO-c Extra or Mule-Hide TPO-c (FR) induction welded with Trufast Induction Welding Tool per manufacturer's instructions.	-82.5
SC-245	Min. 22 ga., type B, Grade 80 steel; 6 ft span; #12 HWH Teks 5 screws with ¾" washers, 6" o.c.	Min. 1.5-inch thick, one or more layers, any combination.	Mule-Hide EHD Fastener and Mule-Hide TPO Induction Weld Plate	1 per 2.0 ft² (16 parts per 4x8 ft board) *Boards are placed with the 8 ft. dimension oriented perpendicular to the steel deck ribs with adjacent boards offset by 12 in. to stagger the fastener/plate fastening pattern*	Mule-Hide TPO-c, Mule-Hide TPO-c Extra or Mule-Hide TPO-c (FR) induction welded with Trufast Induction Welding Tool per manufacturer's instructions.	-105.0
SC-246	Min. 22 ga., type B, Grade 33 steel; 6 ft span; #12 HWH Teks 5 screws, 6" o.c.	Min. 1.5-inch thick, one or more layers, any combination, preliminarily attached (Note 17)	Mule-Hide EHD Fastener and Mule-Hide TPO Induction Weld Plate	6-inch o.c. in rows 60-inch o.c.	Mule-Hide TPO-c, Mule-Hide TPO-c Extra or Mule-Hide TPO-c (FR) induction welded with Trufast Induction Welding Tool per manufacturer's instructions.	-60.0
SC-247	Min. 20 ga., type B, Grade 33 steel; 6 ft span; #12 HWH Teks 5 screws, 6" o.c.	Min. 1.5-inch thick, one or more layers, any combination, preliminarily attached (Note 17)	Mule-Hide EHD Fastener and Mule-Hide TPO Induction Weld Plate	6-inch o.c. in rows 60-inch o.c.	Mule-Hide TPO-c, Mule-Hide TPO-c Extra or Mule-Hide TPO-c (FR) induction welded with Trufast Induction Welding Tool per manufacturer's instructions.	-75.0

2026 FBC NON-HVHZ

TABLE 2G: STEEL DECKS - NEW CONSTRUCTION, REROOF (Tear-Off) or RECOVER SYSTEM TYPE C-2: MECHANICALLY ATTACHED INSULATION, INDUCTION WELDED ROOF COVER						
System No.	Deck (Note 1)	Insulation Layer (Note 13, Note 17)	Attachment		Roof Cover (Note 15B)	MDP (psf)
			Fastener (Note 11)	Density		
SC-248	Min. 22 ga., type B, Grade 33 steel; 4 ft span; #12 HWH Teks 5 screws, 6" o.c.	Min. 1.5-inch thick, one or more layers, any combination, preliminarily attached (Note 17)	Mule-Hide EHD Fastener and Mule-Hide TPO Induction Weld Plate	6-inch o.c. in rows 60-inch o.c.	Mule-Hide TPO-c, Mule-Hide TPO-c Extra or Mule-Hide TPO-c (FR) induction welded with Trufast Induction Welding Tool per manufacturer's instructions.	-82.5
SC-249	Min. 20 ga., type B, Grade 33 steel; 5.5 ft span; #12 HWH Teks 5 screws, 6" o.c.	Min. 1.5-inch thick, one or more layers, any combination, preliminarily attached (Note 17)	Mule-Hide EHD Fastener and Mule-Hide TPO Induction Weld Plate	6-inch o.c. in rows 60-inch o.c.	Mule-Hide TPO-c, Mule-Hide TPO-c Extra or Mule-Hide TPO-c (FR) induction welded with Trufast Induction Welding Tool per manufacturer's instructions.	-82.5
SC-250	Min. 20 ga., type B, Grade 33 steel; 5 ft span; #12 HWH Teks 5 screws, 6" o.c.	Min. 1.5-inch thick, one or more layers, any combination, preliminarily attached (Note 17)	Mule-Hide EHD Fastener and Mule-Hide TPO Induction Weld Plate	6-inch o.c. in rows 60-inch o.c.	Mule-Hide TPO-c, Mule-Hide TPO-c Extra or Mule-Hide TPO-c (FR) induction welded with Trufast Induction Welding Tool per manufacturer's instructions.	-90.0
SC-251	Min. 18 ga., type B, Grade 33 steel; 6 ft span; #12 HWH Teks 5 screws, 6" o.c.	Min. 1.5-inch thick, one or more layers, any combination, preliminarily attached (Note 17)	Mule-Hide EHD Fastener and Mule-Hide TPO Induction Weld Plate	6-inch o.c. in rows 60-inch o.c.	Mule-Hide TPO-c, Mule-Hide TPO-c Extra or Mule-Hide TPO-c (FR) induction welded with Trufast Induction Welding Tool per manufacturer's instructions.	-90.0
SC-252	Min. 22 ga., type B, Grade 80 steel; 6 ft span; #12 HWH Teks 5 screws, 6" o.c.	Min. 1.5-inch thick, one or more layers, any combination, preliminarily attached (Note 17)	Mule-Hide EHD Fastener and Mule-Hide TPO Induction Weld Plate	6-inch o.c. in rows 60-inch o.c.	Mule-Hide TPO-c, Mule-Hide TPO-c Extra or Mule-Hide TPO-c (FR) induction welded with Trufast Induction Welding Tool per manufacturer's instructions.	-90.0
RHINOBOND SYSTEMS:						
SC-253	Min. 22 ga., type B, Grade 33 steel	Min. 1-inch thick, one or more layers, any combination. Note A.	OMG XHD or Dekfast DF-#15-PH3 and RhinoBond Insulation Plate (TPO) or RhinoBond TreadSafe Plate (TPO)	1 per 5.3 ft² (6 parts per 4 x 8 ft board) Per FM Loss Prevention Data Sheet 1-29; Note B	Mule-Hide TPO-c or Mule-Hide TPO-c Extra induction welded with RhinoBond tool per manufacturer's instructions.	-45.0
SC-254	Min. 22 ga., type B, Grade 33 steel, 7 ft span, HILTI X-HSN 24, 6" o.c. Side laps HILTI S-SLC 01 M HWH, 24" o.c.	Min. 1-inch thick, one or more layers, any combination. Note C.	OMG XHD or Dekfast DF-#15-PH3 and RhinoBond Insulation Plate (TPO) or RhinoBond TreadSafe Plate (TPO)	1 per 4.0 ft² (2 x 2 ft grid pattern)	Mule-Hide TPO-c (minimum 60-mil) or Mule-Hide TPO-c Extra induction welded with RhinoBond tool per manufacturer's instructions.	-52.5
SC-255	Min. 22 ga., type B, Grade 33 steel, 7 ft span, 5/8" puddle welds, 6" o.c. Side laps ITW HWH #12 Teks 1, 24" o.c.	Min. 1-inch thick, one or more layers, any combination. Note C.	OMG XHD or Dekfast DF-#15-PH3 and RhinoBond Insulation Plate (TPO) or RhinoBond TreadSafe Plate (TPO)	1 per 4.0 ft² (2 x 2 ft grid pattern)	Mule-Hide TPO-c (minimum 60-mil) or Mule-Hide TPO-c Extra induction welded with RhinoBond tool per manufacturer's instructions.	-52.5

2026 FBC NON-HVHZ

TABLE 2G: STEEL DECKS - NEW CONSTRUCTION, REROOF (Tear-Off) or RECOVER SYSTEM TYPE C-2: MECHANICALLY ATTACHED INSULATION, INDUCTION WELDED ROOF COVER						
System No.	Deck (Note 1)	Insulation Layer (Note 13, Note 17)	Attachment		Roof Cover (Note 15B)	MDP (psf)
			Fastener (Note 11)	Density		
SC-256	Min. 22 ga., type B, Grade 33 steel	Min. 1-inch thick, one or more layers, any combination. Note A.	OMG XHD or Dekfast DF-#15-PH3 and RhinoBond Insulation Plate (TPO) or RhinoBond TreadSafe Plate (TPO)	1 per 4.0 ft² (8 parts per 4 x 8 ft board) Per FM Loss Prevention Data Sheet 1-29; Note B	Mule-Hide TPO-c or Mule-Hide TPO-c Extra induction welded with RhinoBond tool per manufacturer's instructions.	-52.5
SC-257	Min. 22 ga., type B, Grade 40 steel; 6 ft spans; 5/8" puddle welds 6" o.c.	Min. 1.5-inch thick, one or more layers, any combination	OMG XHD or Dekfast DF-#15-PH3 and RhinoBond Insulation Plate (TPO) or RhinoBond TreadSafe Plate (TPO)	1 per 4.0 ft² (2 x 2 ft grid pattern)	Mule-Hide TPO-c (minimum 60-mil) or Mule-Hide TPO-c Extra induction welded with RhinoBond tool per manufacturer's instructions.	-52.5
SC-258	Min. 22 ga., type B, Grade 33 steel	Min. 1.5-inch thick, one or more layers, any combination. Note C.	OMG XHD or Dekfast DF-#15-PH3 and RhinoBond Insulation Plate (TPO) or RhinoBond TreadSafe Plate (TPO)	1 per 3.2 ft² (10 parts per 4 x 8 ft board)	Mule-Hide TPO-c (minimum 60-mil) or Mule-Hide TPO-c Extra induction welded with RhinoBond tool per manufacturer's instructions.	-52.5
SC-259	Min. 22 ga., type B, Grade 80 steel	Min. 1-inch thick, one or more layers, any combination. Note A.	OMG XHD or Dekfast DF-#15-PH3 and RhinoBond Insulation Plate (TPO) or RhinoBond TreadSafe Plate (TPO)	1 per 4.0 ft² (8 parts per 4 x 8 ft board) Per FM Loss Prevention Data Sheet 1-29; Note B	Mule-Hide TPO-c or Mule-Hide TPO-c Extra induction welded with RhinoBond tool per manufacturer's instructions.	-60.0
SC-260	Min. 22 ga., type B, Grade 33 steel	Min. 1.5-inch thick, one or more layers, any combination. Note C.	OMG XHD or Dekfast DF-#15-PH3 and RhinoBond Insulation Plate (TPO) or RhinoBond TreadSafe Plate (TPO)	1 per 2.7 ft² (12 parts per 4 x 8 ft board)	Mule-Hide TPO-c (minimum 60-mil) or Mule-Hide TPO-c Extra induction welded with RhinoBond tool per manufacturer's instructions.	-67.5
SC-261	Min. 22 ga., type B, Grade 33 steel	Min. 1.5-inch thick, one or more layers, any combination. Note C.	OMG XHD or Dekfast DF-#15-PH3 and RhinoBond Insulation Plate (TPO) or RhinoBond TreadSafe Plate (TPO)	1 per 2.0 ft² (16 parts per 4 x 8 ft board) Per FM Loss Prevention Data Sheet 1-29	Mule-Hide TPO-c or Mule-Hide TPO-c Extra induction welded with RhinoBond tool per manufacturer's instructions.	-97.5
SC-262	Min. 22 ga., type B, Grade 80 steel	Min. 1.5-inch thick, one or more layers, any combination, preliminarily attached	OMG XHD or Dekfast DF-#15-PH3 and RhinoBond Insulation Plate (TPO) or RhinoBond TreadSafe Plate (TPO)	18-inch o.c. in rows 60-inch o.c.	Mule-Hide TPO-c (minimum 60-mil) or Mule-Hide TPO-c Extra induction welded with RhinoBond tool per manufacturer's instructions.	-30.0
SC-263	Min. 22 ga., type B, Grade 80 steel	Min. 1.5-inch thick, one or more layers, any combination, preliminarily attached	OMG XHD or Dekfast DF-#15-PH3 and RhinoBond Insulation Plate (TPO) or RhinoBond TreadSafe Plate (TPO)	12-inch o.c. in rows 120-inch o.c.	Mule-Hide TPO-c (minimum 60-mil) or Mule-Hide TPO-c Extra induction welded with RhinoBond tool per manufacturer's instructions.	-30.0
SC-264	Min. 22 ga., type B, Grade 80 steel	Min. 1.5-inch thick, one or more layers, any combination, preliminarily attached	OMG XHD or Dekfast DF-#15-PH3 and RhinoBond Insulation Plate (TPO) or RhinoBond TreadSafe Plate (TPO)	6-inch o.c. in rows 120-inch o.c.	Mule-Hide TPO-c or Mule-Hide TPO-c Extra induction welded with RhinoBond tool per manufacturer's instructions.	-37.5
SC-265	Min. 22 ga., type B, Grade 80 steel	Min. 1.5-inch thick, one or more layers, any combination, preliminarily attached	OMG XHD or Dekfast DF-#15-PH3 and RhinoBond Insulation Plate (TPO) or RhinoBond TreadSafe Plate (TPO)	12-inch o.c. in rows 60-inch o.c.	Mule-Hide TPO-c or Mule-Hide TPO-c Extra induction welded with RhinoBond tool per manufacturer's instructions.	-37.5
SC-266	Min. 22 ga., type B, Grade 80 steel	Min. 1.5-inch thick, one or more layers, any combination, preliminarily attached	OMG XHD or Dekfast DF-#15-PH3 and RhinoBond Insulation Plate (TPO) or RhinoBond TreadSafe Plate (TPO)	12-inch o.c. in rows 60-inch o.c.	Mule-Hide TPO-c (minimum 60-mil) or Mule-Hide TPO-c Extra induction welded with RhinoBond tool per manufacturer's instructions.	-45.0

2026 FBC NON-HVHZ

TABLE 2G: STEEL DECKS - NEW CONSTRUCTION, REROOF (Tear-Off) or RECOVER SYSTEM TYPE C-2: MECHANICALLY ATTACHED INSULATION, INDUCTION WELDED ROOF COVER						
System No.	Deck (Note 1)	Insulation Layer (Note 13, Note 17)	Attachment		Roof Cover (Note 15B)	MDP (psf)
			Fastener (Note 11)	Density		
SC-267	Min. 22 ga., type B, Grade 80 steel	Min. 1.5-inch thick, one or more layers, any combination, preliminarily attached	OMG XHD or Dekfast DF-#15-PH3 and RhinoBond Insulation Plate (TPO) or RhinoBond TreadSafe Plate (TPO)	6-inch o.c. in rows 120-inch o.c.	Mule-Hide TPO-c (minimum 60-mil) or Mule-Hide TPO-c Extra induction welded with RhinoBond tool per manufacturer's instructions.	-52.5
SC-268	Min. 22 ga., type B, Grade 80 steel	Min. 1.5-inch thick, one or more layers, any combination, preliminarily attached	OMG XHD or Dekfast DF-#15-PH3 and RhinoBond Insulation Plate (TPO) or RhinoBond TreadSafe Plate (TPO)	6-inch o.c. in rows 60-inch o.c.	Mule-Hide TPO-c or Mule-Hide TPO-c Extra induction welded with RhinoBond tool per manufacturer's instructions.	-67.5
***ISOWELD* INDUCTION WELDING SYSTEM:**						
SC-269	Min. 22 ga., type B, Grade 33 steel	Min. 1-inch thick, one or more layers, any combination. Note A.	Dekfast DF-#15-PH3 with SFS isoweld F1-P-6.8-TPO Plate	1 per 5.3 ft^2 (6 parts per 4 x 8 ft board) Per FM Loss Prevention Data Sheet 1-29; Note B	Mule-Hide TPO-c or Mule-Hide TPO-c Extra induction welded with SFS *isoweld®* 3000 stand-up tool.	-45.0
SC-270	Min. 22 ga., type B, Grade 33 steel, 7 ft span, HILTI X-HSN 24, 6" o.c. Side laps HILTI S-SLC 01 M HWH, 24" o.c.	Min. 1-inch thick, one or more layers, any combination. Note C.	Dekfast DF-#15-PH3 with SFS isoweld F1-P-6.8-TPO Plate	1 per 4.0 ft^2 (2 x 2 ft grid pattern)	Mule-Hide TPO-c (minimum 60-mil) or Mule-Hide TPO-c Extra induction welded with SFS *isoweld®* 3000 stand-up tool.	-52.5
SC-271	Min. 22 ga., type B, Grade 33 steel, 7 ft span, 5/8" puddle welds, 6" o.c. Side laps ITW HWH #12 Teks 1, 24" o.c.	Min. 1-inch thick, one or more layers, any combination. Note C.	Dekfast DF-#15-PH3 with SFS isoweld F1-P-6.8-TPO Plate	1 per 4.0 ft^2 (2 x 2 ft grid pattern)	Mule-Hide TPO-c (minimum 60-mil) or Mule-Hide TPO-c Extra induction welded with SFS *isoweld®* 3000 stand-up tool.	-52.5
SC-272	Min. 22 ga., type B, Grade 33 steel	Min. 1-inch thick, one or more layers, any combination. Note A.	Dekfast DF-#15-PH3 with SFS isoweld F1-P-6.8-TPO Plate	1 per 4.0 ft^2 (8 parts per 4 x 8 ft board) Per FM Loss Prevention Data Sheet 1-29; Note B	Mule-Hide TPO-c or Mule-Hide TPO-c Extra induction welded with SFS *isoweld®* 3000 stand-up tool.	-52.5
SC-273	Min. 22 ga., type B, Grade 40 steel; 6 ft spans; 5/8" puddle welds 6" o.c.	Min. 1.5-inch thick, one or more layers, any combination	Dekfast DF-#15-PH3 with SFS isoweld F1-P-6.8-TPO Plate	1 per 4.0 ft^2 (2 x 2 ft grid pattern)	Mule-Hide TPO-c (minimum 60-mil) or Mule-Hide TPO-c Extra induction welded with SFS *isoweld®* 3000 stand-up tool.	-52.5
SC-274	Min. 22 ga., type B, Grade 40 steel	One or more layers, any combination, min. 1.5-inch	Dekfast DF-#15-PH3 with SFS isoweld F1-P-6.8-TPO Plate	1 per 6 ft^2 2x3-ft grid, staggered	Mule-Hide TPO-c or Mule-Hide TPO-c Extra induction welded with SFS *isoweld®* 3000 stand-up tool.	-52.5
SC-275	Min. 22 ga., type B, Grade 80 steel	One or more layers, any combination, min. 1.5-inch	Dekfast DF-#12-PH3 with SFS isoweld F1-P-6.8-TPO Plate	1 per 6 ft^2 2x3-ft grid, staggered	Mule-Hide TPO-c or Mule-Hide TPO-c Extra induction welded with SFS *isoweld®* 3000 stand-up tool.	-52.5
SC-276	Min. 22 ga., type B, Grade 40 steel	One or more layers, any combination, min. 1.5-inch	Dekfast DF-#15-PH3 with SFS isoweld F1-P-6.8-TPO Plate	1 per 4.0 ft^2 2x2-ft grid, staggered	Mule-Hide TPO-c or Mule-Hide TPO-c Extra induction welded with SFS *isoweld®* 3000 stand-up tool.	-60.0
SC-277	Min. 22 ga., type B, Grade 80 steel	One or more layers, any combination, min. 1.5-inch	Dekfast DF-#12-PH3 with SFS isoweld F1-P-6.8-TPO Plate	1 per 4.0 ft^2 2x2-ft grid, staggered	Mule-Hide TPO-c or Mule-Hide TPO-c Extra induction welded with SFS *isoweld®* 3000 stand-up tool.	-60.0

2026 FBC NON-HVHZ

TABLE 2G: STEEL DECKS - NEW CONSTRUCTION, REROOF (Tear-Off) or RECOVER SYSTEM TYPE C-2: MECHANICALLY ATTACHED INSULATION, INDUCTION WELDED ROOF COVER						
System No.	Deck (Note 1)	Insulation Layer (Note 13, Note 17)	Attachment		Roof Cover (Note 15B)	MDP (psf)
			Fastener (Note 11)	Density		
SC-278	Min. 22 ga., type B, Grade 40 steel	One or more layers, any combination, min. 1.5-inch	Dekfast DF-#15-PH3 with SFS isoweld F1-P-6.8-TPO Plate	1 per 3.0 ft^2 1.5 x 2-ft grid, staggered	Mule-Hide TPO-c or Mule-Hide TPO-c Extra induction welded with SFS *isoweld®* 3000 stand-up tool.	-82.5
SC-279	Min. 22 ga., type B, Grade 80 steel	One or more layers, any combination, min. 1.5-inch	Dekfast DF-#12-PH3 with SFS isoweld F1-P-6.8-TPO Plate	1 per 3.0 ft^2 1.5 x 2-ft grid, staggered	Mule-Hide TPO-c or Mule-Hide TPO-c Extra induction welded with SFS *isoweld®* 3000 stand-up tool.	-82.5
SC-280	Min. 22 ga., type B, Grade 80 steel	Min. 1.5-inch thick, 4x8 ft dimension, one or more layers, any combination	Dekfast DF-#15-PH3 with SFS isoweld F1-P-6.8-TPO Plate	1 per 2.25 ft^2 1.5 x 1.5-ft grid (first row of fasteners spaced 0.5 ft from long edges and 1 ft from the short edge)	Mule-Hide TPO-c or Mule-Hide TPO-c Extra induction welded with SFS *isoweld®* 3000 stand-up tool.	-97.5
SC-281	Min. 22 ga., type B, Grade 33 steel	Min. 1.5-inch thick, one or more layers, any combination. Note C.	Dekfast DF-#15-PH3 with SFS isoweld F1-P-6.8-TPO Plate	1 per 2.0 ft^2 (16 parts per 4 x 8 ft board) Per FM Loss Prevention Data Sheet 1-29	Mule-Hide TPO-c or Mule-Hide TPO-c Extra induction welded with SFS *isoweld®* 3000 stand-up tool.	-97.5
SC-282	Min. 22 ga., type B, Grade 40 steel	One or more layers, any combination, min. 1.5-inch, preliminarily attached	Dekfast DF-#15-PH3 with SFS isoweld F1-P-6.8-TPO Plate	12-inch o.c. in rows 60-inch o.c.	Mule-Hide TPO-c or Mule-Hide TPO-c Extra induction welded with SFS *isoweld®* 3000 stand-up tool.	-37.5
SC-283	Min. 22 ga., type B, Grade 80 steel	One or more layers, any combination, min. 1.5-inch, preliminarily attached	Dekfast DF-#12-PH3 with SFS isoweld F1-P-6.8-TPO Plate	12-inch o.c. in rows 60-inch o.c.	Mule-Hide TPO-c or Mule-Hide TPO-c Extra induction welded with SFS *isoweld®* 3000 stand-up tool.	-37.5
SC-284	Min. 22 ga., type B, Grade 80 steel	Min. 1.5-inch thick, one or more layers, any combination, preliminarily attached	Dekfast DF-#15-PH3 with SFS isoweld F1-P-6.8-TPO Plate	6-inch o.c. in rows 120-inch o.c.	Mule-Hide TPO-c or Mule-Hide TPO-c Extra induction welded with SFS *isoweld®* 3000 stand-up tool.	-37.5
SC-285	Min. 22 ga., type B, Grade 80 steel	Min. 1.5-inch thick, one or more layers, any combination, preliminarily attached	Dekfast DF-#15-PH3 with SFS isoweld F1-P-6.8-TPO Plate	12-inch o.c. in rows 60-inch o.c.	Mule-Hide TPO-c (minimum 60-mil) or Mule-Hide TPO-c Extra induction welded with SFS *isoweld®* 3000 stand-up tool.	-45.0
SC-286	Min. 22 ga., type B, Grade 40 steel	One or more layers, any combination, min. 1.5-inch, preliminarily attached	Dekfast DF-#15-PH3 with SFS isoweld F1-P-6.8-TPO Plate	6-inch o.c. in rows 60-inch o.c.	Mule-Hide TPO-c or Mule-Hide TPO-c Extra induction welded with SFS *isoweld®* 3000 stand-up tool.	-90.0
SC-287	Min. 22 ga., type B, Grade 80 steel	One or more layers, any combination, min. 1.5-inch, preliminarily attached	Dekfast DF-#12-PH3 with SFS isoweld F1-P-6.8-TPO Plate	6-inch o.c. in rows 60-inch o.c.	Mule-Hide TPO-c or Mule-Hide TPO-c Extra induction welded with SFS *isoweld®* 3000 stand-up tool.	-90.0
Notes:	A. For these assemblies, the 8 ft insulation board length is placed perpendicular to the steel deck ribs. B. The plate/fastener combination offset 12 inch from adjacent rows. C. For these assemblies, the 8 ft insulation board length is placed perpendicular to the steel deck ribs and each row of insulation is staggered by 1 foot.					

2026 FBC NON-HVHZ

TABLE 2H: STEEL OR STRUCTURAL CONCRETE DECKS – NEW CONSTRUCTION, REROOF (TEAR-OFF) OR RECOVER SYSTEM TYPE D-1: INSULATED, MECHANICALLY ATTACHED ROOF COVER										
System No.	Deck (Note 1)	Insulation Layer (Note 13, Note 17)		Roof Cover (Note 15A)						MDP (psf)
		Type	Attach	Membrane	Fastener (Note 11)	Fastener Spacing	Lap Width	Lap Spacing	Seam Weld	
BARE-BACK MEMBRANE APPLICATIONS:										
SC-288	Min. 22 ga., type B, Grade 33 steel	Min. 1.5-inch, one or more layers, any combination	Prelim. attach	Mule-Hide TPO-c or Mule-Hide TPO-c Extra, Mule-Hide TPO-c (FR)	Mule-Hide EHD Fastener with Mule-Hide 2.4" Seam Plate	12-inch o.c.	5.5-inch	138.5-inch o.c.	1.5-inch outside	-30.0
SC-289	Min. 22 ga., type B, Grade 80 steel or min. 2,500 psi structural concrete	Min. 1.5-inch, one or more layers, any combination	Prelim. attach	Mule-Hide TPO-c or Mule-Hide TPO-c Extra	Mule-Hide EHD Fastener (steel only) or Mule-Hide HDP Fastener (concrete only) with Mule-Hide 2.4" Seam Plate	18-inch o.c.	5.5-inch	66.5-inch o.c.	1.5-inch outside	-30.0
SC-290	Min. 22 ga., type B, Grade 80 steel	Min. 1.5-inch, one or more layers, any combination	Prelim. attach	Mule-Hide TPO-c or Mule-Hide TPO-c Extra	Mule-Hide EHD Fastener with Mule-Hide 2.4" Seam Plate	12-inch o.c.	5.5-inch	114.5-inch o.c.	1.5-inch outside	-37.5
SC-291	Min. 22 ga., type B, Grade 33 steel or min. 2,500 psi structural concrete	Min. 1.5-inch, one or more layers, any combination	Prelim. attach	Mule-Hide TPO-c or Mule-Hide TPO-c Extra	Mule-Hide EHD Fastener (steel only) or Mule-Hide HDP Fastener (concrete only) with Mule-Hide 2.4" Seam Plate	12-inch o.c.	5.5-inch	66.5-inch o.c.	1.5-inch outside	-37.5
SC-292	Min. 22 ga., type B, Grade 33 steel or min. 2,500 psi structural concrete	Min. 1.5-inch, one or more layers, any combination	Prelim. attach	Mule-Hide TPO-c or Mule-Hide TPO-c Extra	Mule-Hide EHD Fastener (steel only) or Mule-Hide HDP Fastener (concrete only) with Mule-Hide 2.4" Seam Plate	6-inch o.c.	5.5-inch	114.5-inch o.c.	1.5-inch outside	-45.0
SC-293	Min. 22 ga., type B, Grade 33 steel	Min. 1.5-inch, one or more layers, any combination	Prelim. attach	Mule-Hide TPO-c or Mule-Hide TPO-c Extra	Mule-Hide EHD Fastener with Mule-Hide 2.4" Seam Plate	12-inch o.c.	5.5-inch	90.5-inch o.c.	1.5-inch outside	-45.0
SC-294	Min. 22 ga., type B, Grade 33 steel	Min. 1.5-inch, one or more layers, any combination	Prelim. attach	Mule-Hide TPO-c or Mule-Hide TPO-c Extra	Mule-Hide EHD Fastener with Mule-Hide 2.4" Seam Plate	6-inch o.c.	5.5-inch	138.5-inch o.c.	1.5-inch outside	-52.5
SC-295	Min. 22 ga., type B, Grade 33 steel or min. 2,500 psi structural concrete	Min. 1.5-inch, one or more layers, any combination	Prelim. attach	Mule-Hide TPO-c or Mule-Hide TPO-c Extra	Mule-Hide EHD Fastener (steel only) or Mule-Hide HDP Fastener (concrete only) with Mule-Hide 2.4" Seam Plate	6-inch o.c.	5.5-inch	90.5-inch o.c.	1.5-inch outside	-52.5

2026 FBC NON-HVHZ

TABLE 2H: STEEL OR STRUCTURAL CONCRETE DECKS – NEW CONSTRUCTION, REROOF (TEAR-OFF) OR RECOVER SYSTEM TYPE D-1: INSULATED, MECHANICALLY ATTACHED ROOF COVER										
System No.	Deck (Note 1)	Insulation Layer (Note 13, Note 17)		Roof Cover (Note 15A)						MDP (psf)
		Type	Attach	Membrane	Fastener (Note 11)	Fastener Spacing	Lap Width	Lap Spacing	Seam Weld	
SC-296	Min. 22 ga., type B, Grade 33 steel or min. 2,500 psi structural concrete	Min. 1.5-inch, one or more layers, any combination	Prelim. attach	Mule-Hide TPO-c or Mule-Hide TPO-c Extra	Mule-Hide EHD Fastener (steel only) or Mule-Hide HDP Fastener (concrete only) with Mule-Hide 2.4" Seam Plate	12-inch o.c.	5.5-inch	42.5-inch o.c.	1.5-inch outside	-52.5
SC-297	Min. 22 ga., type B, Grade 80 steel	Min. 1.5-inch, one or more layers, any combination	Prelim. attach	Mule-Hide TPO-c or Mule-Hide TPO-c Extra	Mule-Hide EHD Fastener with Mule-Hide 2.4" Seam Plate	6-inch o.c.	5.5-inch	138.5-inch o.c.	1.5-inch outside	-60.0
SC-298	Min. 22 ga., type B, Grade 80 steel	Min. 1.5-inch, one or more layers, any combination	Prelim. attach	Mule-Hide TPO-c or Mule-Hide TPO-c Extra	Mule-Hide EHD Fastener with Mule-Hide 2.4" Seam Plate	6-inch o.c.	5.5-inch	114.5-inch o.c.	1.5-inch outside	-60.0
SC-299	Min. 22 ga., type B, Grade 80 steel	Min. 1.5-inch, one or more layers, any combination	Prelim. attach	Mule-Hide TPO-c or Mule-Hide TPO-c Extra	Mule-Hide EHD Fastener with Mule-Hide 2.4" Seam Plate	6-inch o.c.	5.5-inch	90.5-inch o.c.	1.5-inch outside	-67.5
SC-300	Min. 22 ga., type B, Grade 33 steel	Min. 1.5-inch, one or more layers, any combination	Prelim. attach	Mule-Hide TPO-c or Mule-Hide TPO-c Extra	Mule-Hide EHD Fastener with Mule-Hide 2.4" Seam Plate	6-inch o.c.	5.5-inch	42.5-inch o.c.	1.5-inch outside	-82.5
SC-301	Min. 22 ga., type B, Grade 80 steel or min. 2,500 psi structural concrete	Min. 1.5-inch, one or more layers, any combination	Prelim. attach	Mule-Hide TPO-c or Mule-Hide TPO-c Extra	Mule-Hide EHD Fastener (steel only) or Mule-Hide HDP Fastener (concrete only) with Mule-Hide 2.4" Seam Plate	6-inch o.c.	5.5-inch	42.5-inch o.c.	1.5-inch outside	-112.5
MULE-HIDE TPO-C FLEECE BACK APPLICATIONS:										
SC-302	Min. 22 ga., type B, Grade 80 steel	Min. 1.5-inch, one or more layers, any combination	Prelim. attach	Mule-Hide TPO-c Fleece Back	Mule-Hide EHD Fastener with Mule-Hide 2.4" Seam Plate	12-inch o.c.	5.5-inch	138.5-inch o.c.	1.5-inch outside	-30.0
SC-303	Min. 22 ga., type B, Grade 80 steel	Min. 1.5-inch, one or more layers, any combination	Prelim. attach	Mule-Hide TPO-c Fleece Back	Mule-Hide EHD Fastener with Mule-Hide 2.4" Seam Plate	6-inch o.c.	5.5-inch	138.5-inch o.c.	1.5-inch outside	-37.5

2026 FBC NON-HVHZ

TABLE 2I: STEEL OR STRUCTURAL CONCRETE DECKS - NEW CONSTRUCTION, REROOF (TEAR-OFF) OR RECOVER SYSTEM TYPE D-1: INSULATED, MECHANICALLY ATTACHED ROOF COVER (RUSS STRIPS)							
System No.	Deck (Note 1)	Insulation		Roof Cover (Note 15A)			MDP (psf)
		Type	Attach (Note 5)	Membrane	Fastener (Note 11)	Attachment	
SC-304	Min. 22 ga., type B, Grade 80 steel	One or more layers, any combination	Prelim. attached	Mule-Hide TPO-c, Mule-Hide TPO-c (FR) or Mule-Hide TPO-c Extra	Mule-Hide EHD Fastener with Mule-Hide 2.4" Seam Plate	Mule-Hide TPO-c TPO 10-inch Pressure-Sensitive RUSS strips are applied over the insulation spaced 138-inch o.c. The plates are centered over each strip and fastened 6-inch o.c. Roof cover adhered to each strip by first priming with TPO Primer at the strip location, then rolling into place with a hand roller.	-30.0
SC-305	Min. 22 ga., type B, Grade 80 steel	One or more layers, any combination	Prelim. attached	Mule-Hide TPO-c, Mule-Hide TPO-c (FR) or Mule-Hide TPO-c Extra	Mule-Hide EHD Fastener with Mule-Hide 2.4" Seam Plate	Mule-Hide TPO-c TPO 10-inch Pressure-Sensitive RUSS strips are applied over the insulation spaced 114-inch o.c. The plates are centered over each strip and fastened 6-inch o.c. Roof cover adhered to each strip by first priming with TPO Primer at the strip location, then rolling into place with a hand roller.	-45.0
SC-306	Min. 22 ga., type B, Grade 80 steel	One or more layers, any combination	Prelim. attached	Mule-Hide TPO-c, Mule-Hide TPO-c (FR) or Mule-Hide TPO-c Extra	Mule-Hide EHD Fastener with Mule-Hide 2.4" Seam Plate	Mule-Hide TPO-c TPO 10-inch Pressure-Sensitive RUSS strips are applied over the insulation spaced 90-inch o.c. The plates are centered over each strip and fastened 6-inch o.c. Roof cover adhered to each strip by first priming with TPO Primer at the strip location, then rolling into place with a hand roller.	-52.5
SC-307	Min. 22 ga., type B, Grade 80 steel	One or more layers, any combination	Prelim. attached	Mule-Hide TPO-c, Mule-Hide TPO-c (FR) or Mule-Hide TPO-c Extra	Mule-Hide EHD Fastener with Mule-Hide 2.4" Seam Plate	Mule-Hide TPO-c TPO 10-inch Pressure-Sensitive RUSS strips are applied over the insulation spaced 120-inch o.c. The plates are centered over each strip and fastened 6-inch o.c. Roof cover adhered to each strip by first priming with HP-250 Primer at the strip location, then rolling into place with a hand roller.	-60.0
SC-308	Min. 22 ga., type B, Grade 80 steel	One or more layers, any combination	Prelim. attached	Mule-Hide TPO-c, Mule-Hide TPO-c (FR) or Mule-Hide TPO-c Extra	Mule-Hide EHD Fastener with Mule-Hide 2.4" Seam Plate	Mule-Hide TPO-c TPO 10-inch Pressure-Sensitive RUSS strips are applied over the insulation spaced 60-inch o.c. The plates are centered over each strip and fastened 12-inch o.c. Roof cover adhered to each strip by first priming with HP-250 Primer at the strip location, then rolling into place with a hand roller.	-60.0

TABLE 3A: STRUCTURAL CONCRETE DECKS – NEW CONSTRUCTION OR REROOF (TEAR-OFF) SYSTEM TYPE A-1: BONDED INSULATION, BONDED ROOF COVER REFER TO NOTE 16A FOR VAPOR BARRIER OPTIONS								
System No.	Deck (Note 1)	Base Insulation Layer		Top Insulation Layer(s)		Roof Cover (Note 15)		MDP (psf)
		Type	Attach (Notes 6,7,8)	Type	Attach (Notes 6,7,8)	Membrane	Application	
MULE-HIDE TPO-C OR MULE-HIDE TPO-C (FR) MEMBRANE APPLICATIONS:								
C-1.	Min. 2,500 psi structural concrete	Min. 0.5-inch Poly ISO 1, Poly ISO 1-DWD	Helix Max LRA or Helix Max LRA-DT (RIBBON)	(Optional) Additional layer(s) base insulation	Helix Max LRA or Helix Max LRA-DT (RIBBON)	Mule-Hide TPO-c	Aqua Base 120 BA	-45.0

2026 FBC NON-HVHZ

TABLE 3A: STRUCTURAL CONCRETE DECKS – NEW CONSTRUCTION OR REROOF (TEAR-OFF) SYSTEM TYPE A-1: BONDED INSULATION, BONDED ROOF COVER REFER TO NOTE 16A FOR VAPOR BARRIER OPTIONS								
System No.	Deck (Note 1)	Base Insulation Layer		Top Insulation Layer(s)		Roof Cover (Note 15)		MDP (psf)
		Type	Attach (Notes 6,7,8)	Type	Attach (Notes 6,7,8)	Membrane	Application	
C-2.	Min. 2,500 psi structural concrete	Min. 0.5-inch Poly ISO 1, Poly ISO 1-DWD or Min. 1-inch Insulfoam I, II, IX, VIII, XIV or XV	Helix Max LRA or Helix Max LRA-DT (RIBBON)	Insulation: (Optional) Additional layer(s) base insulation Coverboard: Min. 0.25-inch DensDeck Prime	Helix Max LRA or Helix Max LRA-DT (RIBBON)	Mule-Hide TPO-c	Aqua Base 120 BA	-45.0
C-3.	Min. 2,500 psi structural concrete	Min. 0.5-inch Poly ISO 1, Poly ISO 1-DWD or Min. 1-inch Insulfoam I, II, IX, VIII, XIV or XV	Helix Max LRA or Helix Max LRA-DT (RIBBON)	Insulation: (Optional) Additional layer(s) base insulation Coverboard: Min. 0.25-inch SECUROCK Gypsum-Fiber Roof Board	Helix Max LRA or Helix Max LRA-DT (RIBBON)	Mule-Hide TPO-c	Aqua Base 120 BA	-157.5
C-4.	Min. 2,500 psi structural concrete	(Optional) Min. 0.5-inch Poly ISO 1, Poly ISO 1-DWD or Min. 1-inch Insulfoam I, II, IX, VIII, XIV or XV	Helix Max LRA or Helix Max LRA-DT (RIBBON)	Insulation: (Optional) Additional layer(s) base insulation Coverboard: Min. 1.5-inch Poly ISO 1-NB	Helix Max LRA or Helix Max LRA-DT (RIBBON)	Mule-Hide TPO-c	Aqua Base 120 BA	-45.0
C-5.	Min. 2,500 psi structural concrete	Min. 0.5-inch Poly ISO 1, Poly ISO 1-DWD	Helix Max LRA or Helix Max LRA-DT (RIBBON)	(Optional) Additional layer(s) base insulation	Helix Max LRA or Helix Max LRA-DT (RIBBON)	Mule-Hide TPO-c	AeroWeb	-157.5
C-6.	Min. 2,500 psi structural concrete	Min. 1.5-inch Poly ISO 1, Poly ISO 1-DWD	Helix Max LRA (RIBBON)	(Optional) Additional layer(s) base insulation	Helix Max LRA (RIBBON)	Mule-Hide TPO-c	AeroWeb	-352.5
C-7.	Min. 2,500 psi structural concrete	Min. 1.5-inch Poly ISO 1, Poly ISO 1-DWD	Helix Max LRA-DT (RIBBON)	(Optional) Additional layer(s) base insulation	Helix Max LRA-DT (RIBBON)	Mule-Hide TPO-c	AeroWeb	-277.5
C-8.	Min. 2,500 psi structural concrete	Min. 1.5-inch Poly ISO 1, Poly ISO 1-DWD	Helix Max LRA-DT (FULL)	(Optional) Additional layer(s) base insulation	Helix Max LRA-DT (FULL)	Mule-Hide TPO-c	AeroWeb	-352.5
C-9.	Min. 2,500 psi structural concrete	Min. 0.5-inch Poly ISO 1, Poly ISO 1-DWD	Helix Max LRA or Helix Max LRA-DT (RIBBON)	Insulation: (Optional) Additional layer(s) base insulation Coverboard: Min. 0.25-inch DensDeck Prime	Helix Max LRA or Helix Max LRA-DT (RIBBON)	Mule-Hide TPO-c	AeroWeb	-157.5
C-10.	Min. 2,500 psi structural concrete	Min. 1.5-inch Poly ISO 1, Poly ISO 1-DWD or Min. 1-inch Insulfoam I, II, IX, VIII, XIV or XV	Helix Max LRA or Helix Max LRA-DT (RIBBON)	Insulation: (Optional) Additional layer(s) base insulation Coverboard: Min. 0.25-inch DensDeck Prime	Helix Max LRA or Helix Max LRA-DT (RIBBON)	Mule-Hide TPO-c	AeroWeb	-232.5
C-11.	Min. 2,500 psi structural concrete	Min. 0.5-inch Poly ISO 1, Poly ISO 1-DWD or Min. 1-inch Insulfoam I, II, IX, VIII, XIV or XV	Helix Max LRA or Helix Max LRA-DT (RIBBON)	Insulation: (Optional) Additional layer(s) base insulation Coverboard: Min. 0.25-inch SECUROCK Gypsum-Fiber Roof Board	Helix Max LRA or Helix Max LRA-DT (RIBBON)	Mule-Hide TPO-c	AeroWeb	-157.5
C-12.	Min. 2,500 psi structural concrete	Min. 0.5-inch Poly ISO 1-HD	Helix Max LRA-DT (RIBBON)	Insulation: Min. 1.6-inch Optim-R Coverboard: Min. 0.5-inch Poly ISO 1-HD	Helix Max LRA-DT (RIBBON)	Mule-Hide TPO-c	AeroWeb	-127.5
C-13.	Min. 2,500 psi structural concrete	Min. 0.5-inch Poly ISO 1-HD	Helix Max LRA-DT (FULL)	Insulation: Min. 1.6-inch Optim-R Coverboard: Min. 0.5-inch Poly ISO 1-HD	Helix Max LRA-DT (FULL)	Mule-Hide TPO-c	AeroWeb	-397.5

2026 FBC NON-HVHZ

TABLE 3A: STRUCTURAL CONCRETE DECKS – NEW CONSTRUCTION OR REROOF (TEAR-OFF) SYSTEM TYPE A-1: BONDED INSULATION, BONDED ROOF COVER REFER TO NOTE 16A FOR VAPOR BARRIER OPTIONS								
System No.	Deck (Note 1)	Base Insulation Layer		Top Insulation Layer(s)		Roof Cover (Note 15)		MDP (psf)
		Type	Attach (Notes 6,7,8)	Type	Attach (Notes 6,7,8)	Membrane	Application	
C-14.	Min. 2,500 psi structural concrete	Min. 0.5-inch Poly ISO 1, Poly ISO 1-DWD	Helix Max LRA or Helix Max LRA-DT (RIBBON)	Insulation: (Optional) Additional layer(s) base insulation Coverboard: Min. 0.5-inch Poly ISO 1-HD, Poly ISO 1-HD Plus or EcoStorm VSH	Helix Max LRA or Helix Max LRA-DT (RIBBON)	Mule-Hide TPO-c	AeroWeb	-157.5
C-15.	Min. 2,500 psi structural concrete	(Optional) Min. 1.5-inch Poly ISO 1, Poly ISO 1-DWD or Min. 1-inch Insulfoam I, II, IX, VIII, XIV or XV	Helix Max LRA (RIBBON)	Insulation: (Optional) Additional layer(s) base insulation Coverboard: Min. 0.5-inch Poly ISO 1-HD, Poly ISO 1-HD Plus or EcoStorm VSH	Helix Max LRA (RIBBON)	Mule-Hide TPO-c	AeroWeb	-397.5
C-16.	Min. 2,500 psi structural concrete	(Optional) Min. 1.5-inch Poly ISO 1, Poly ISO 1-DWD or Min. 1-inch Insulfoam I, II, IX, VIII, XIV or XV	Helix Max LRA-DT (RIBBON)	Insulation: (Optional) Additional layer(s) base insulation Coverboard: Min. 0.5-inch Poly ISO 1-HD, Poly ISO 1-HD Plus or EcoStorm VSH	Helix Max LRA-DT (RIBBON)	Mule-Hide TPO-c	AeroWeb	-277.5
C-17.	Min. 2,500 psi structural concrete	(Optional) Min. 1.5-inch Poly ISO 1, Poly ISO 1-DWD or Min. 1-inch Insulfoam I, II, IX, VIII, XIV or XV	Helix Max LRA-DT (FULL)	Insulation: (Optional) Additional layer(s) base insulation Coverboard: Min. 0.5-inch Poly ISO 1-HD, Poly ISO 1-HD Plus or EcoStorm VSH	Helix Max LRA-DT (FULL)	Mule-Hide TPO-c	AeroWeb	-397.5
C-18.	Min. 2,500 psi structural concrete	(Optional) Min. 1.5-inch Poly ISO 1, Poly ISO 1-DWD	Helix Max LRA (SPLATTER)	Insulation: (Optional) Additional layer(s) base insulation Coverboard: Min. 0.5-inch Poly ISO 1-HD, Poly ISO 1-HD Plus or EcoStorm VSH	Helix Max LRA (SPLATTER)	Mule-Hide TPO-c	AeroWeb	-390.0
C-19.	Min. 2,500 psi structural concrete	Min. 0.5-inch Poly ISO 1, Poly ISO 1-DWD	Helix Max LRA or Helix Max LRA-DT (RIBBON)	Insulation: (Optional) Additional layer(s) base insulation Coverboard: Min. 0.5-inch EcoStorm VSH	Helix Max LRA or Helix Max LRA-DT (RIBBON)	Mule-Hide TPO-c	AeroWeb	-157.5
C-20.	Min. 2,500 psi structural concrete	(Optional) Min. 1.5-inch Poly ISO 1, Poly ISO 1-DWD or Min. 1-inch Insulfoam I, II, IX, VIII, XIV or XV	Helix Max LRA (RIBBON)	Insulation: (Optional) Additional layer(s) base insulation Coverboard: Min. 0.5-inch EcoStorm VSH	Helix Max LRA (RIBBON)	Mule-Hide TPO-c	AeroWeb	-352.5
C-21.	Min. 2,500 psi structural concrete	(Optional) Min. 1.5-inch Poly ISO 1, Poly ISO 1-DWD or Min. 1-inch Insulfoam I, II, IX, VIII, XIV or XV	Helix Max LRA-DT (RIBBON)	Insulation: (Optional) Additional layer(s) base insulation Coverboard: Min. 0.5-inch EcoStorm VSH	Helix Max LRA-DT (RIBBON)	Mule-Hide TPO-c	AeroWeb	-277.5
C-22.	Min. 2,500 psi structural concrete	(Optional) Min. 1.5-inch Poly ISO 1, Poly ISO 1-DWD or Min. 1-inch Insulfoam I, II, IX, VIII, XIV or XV	Helix Max LRA-DT (FULL)	Insulation: (Optional) Additional layer(s) base insulation Coverboard: Min. 0.5-inch EcoStorm VSH	Helix Max LRA-DT (FULL)	Mule-Hide TPO-c	AeroWeb	-352.5

2026 FBC NON-HVHZ

TABLE 3A: STRUCTURAL CONCRETE DECKS – NEW CONSTRUCTION OR REROOF (TEAR-OFF) SYSTEM TYPE A-1: BONDED INSULATION, BONDED ROOF COVER REFER TO NOTE 16A FOR VAPOR BARRIER OPTIONS								
System No.	Deck (Note 1)	Base Insulation Layer		Top Insulation Layer(s)		Roof Cover (Note 15)		MDP (psf)
		Type	Attach (Notes 6,7,8)	Type	Attach (Notes 6,7,8)	Membrane	Application	
C-23.	Min. 2,500 psi structural concrete	Min. 0.5-inch Poly ISO 1, Poly ISO 1-DWD	Helix Max LRA or Helix Max LRA-DT (RIBBON)	Insulation: (Optional) Additional layer(s) base insulation Coverboard: Min. 1.5-inch Poly ISO 1-NB	Helix Max LRA or Helix Max LRA-DT (RIBBON)	Mule-Hide TPO-c	AeroWeb	-157.5
C-24.	Min. 2,500 psi structural concrete	(Optional) Min. 1.5-inch Poly ISO 1, Poly ISO 1-DWD or Min. 1-inch Insulfoam I, II, IX, VIII, XIV or XV	Helix Max LRA or Helix Max LRA-DT (RIBBON)	Insulation: (Optional) Additional layer(s) base insulation Coverboard: Min. 1.5-inch Poly ISO 1-NB	Helix Max LRA or Helix Max LRA-DT (RIBBON)	Mule-Hide TPO-c	AeroWeb	-187.5
C-25.	Min. 2,500 psi structural concrete	Min. 0.5-inch Poly ISO 1, Poly ISO 1-DWD	Helix Max LRA or Helix Max LRA-DT (RIBBON)	(Optional) Additional layer(s) base insulation	Helix Max LRA or Helix Max LRA-DT (RIBBON)	Mule-Hide TPO-c	LVOC BA	-157.5
C-26.	Min. 2,500 psi structural concrete	Min. 0.5-inch Poly ISO 1, Poly ISO 1-DWD or Min. 1-inch Insulfoam I, II, IX, VIII, XIV or XV	Helix Max LRA or Helix Max LRA-DT (RIBBON)	Insulation: (Optional) Additional layer(s) base insulation Coverboard: Min. 0.25-inch DensDeck Prime	Helix Max LRA or Helix Max LRA-DT (RIBBON)	Mule-Hide TPO-c	LVOC BA	-157.5
C-27.	Min. 2,500 psi structural concrete	Min. 0.5-inch Poly ISO 1, Poly ISO 1-DWD or Min. 1-inch Insulfoam I, II, IX, VIII, XIV or XV	Helix Max LRA or Helix Max LRA-DT (RIBBON)	Insulation: (Optional) Additional layer(s) base insulation Coverboard: Min. 0.25-inch SECUROCK Gypsum-Fiber Roof Board	Helix Max LRA or Helix Max LRA-DT (RIBBON)	Mule-Hide TPO-c	LVOC BA	-127.5
C-28.	Min. 2,500 psi structural concrete	Min. 0.5-inch Poly ISO 1-HD	Helix Max LRA-DT (RIBBON)	Insulation: Min. 1.6-inch Optim-R Coverboard: Min. 0.5-inch Poly ISO 1-HD	Helix Max LRA-DT (RIBBON)	Mule-Hide TPO-c	LVOC BA	-127.5
C-29.	Min. 2,500 psi structural concrete	Min. 0.5-inch Poly ISO 1-HD	Helix Max LRA-DT (FULL)	Insulation: Min. 1.6-inch Optim-R Coverboard: Min. 0.5-inch Poly ISO 1-HD	Helix Max LRA-DT (FULL)	Mule-Hide TPO-c	LVOC BA	-397.5
C-30.	Min. 2,500 psi structural concrete	Min. 0.5-inch Poly ISO 1, Poly ISO 1-DWD	Helix Max LRA or Helix Max LRA-DT (RIBBON)	Insulation: (Optional) Additional layer(s) base insulation Coverboard: Min. 0.5-inch Poly ISO 1-HD, Poly ISO 1-HD Plus or EcoStorm VSH	Helix Max LRA or Helix Max LRA-DT (RIBBON)	Mule-Hide TPO-c	LVOC BA	-157.5
C-31.	Min. 2,500 psi structural concrete	(Optional) Min. 1.5-inch Poly ISO 1, Poly ISO 1-DWD or Min. 1-inch Insulfoam I, II, IX, VIII, XIV or XV	Helix Max LRA (RIBBON)	Insulation: (Optional) Additional layer(s) base insulation Coverboard: Min. 0.5-inch Poly ISO 1-HD, Poly ISO 1-HD Plus or EcoStorm VSH	Helix Max LRA (RIBBON)	Mule-Hide TPO-c	LVOC BA	-397.5
C-32.	Min. 2,500 psi structural concrete	(Optional) Min. 1.5-inch Poly ISO 1, Poly ISO 1-DWD or Min. 1-inch Insulfoam I, II, IX, VIII, XIV or XV	Helix Max LRA-DT (RIBBON)	Insulation: (Optional) Additional layer(s) base insulation Coverboard: Min. 0.5-inch Poly ISO 1-HD, Poly ISO 1-HD Plus or EcoStorm VSH	Helix Max LRA-DT (RIBBON)	Mule-Hide TPO-c	LVOC BA	-277.5

2026 FBC NON-HVHZ

TABLE 3A: STRUCTURAL CONCRETE DECKS – NEW CONSTRUCTION OR REROOF (TEAR-OFF) SYSTEM TYPE A-1: BONDED INSULATION, BONDED ROOF COVER REFER TO NOTE 16A FOR VAPOR BARRIER OPTIONS								
System No.	Deck (Note 1)	Base Insulation Layer		Top Insulation Layer(s)		Roof Cover (Note 15)		MDP (psf)
		Type	Attach (Notes 6,7,8)	Type	Attach (Notes 6,7,8)	Membrane	Application	
C-33.	Min. 2,500 psi structural concrete	(Optional) Min. 1.5-inch Poly ISO 1, Poly ISO 1-DWD or Min. 1-inch Insulfoam I, II, IX, VIII, XIV or XV	Helix Max LRA-DT (FULL)	Insulation: (Optional) Additional layer(s) base insulation Coverboard: Min. 0.5-inch Poly ISO 1-HD, Poly ISO 1-HD Plus or EcoStorm VSH	Helix Max LRA-DT (FULL)	Mule-Hide TPO-c	LVOC BA	-397.5
C-34.	Min. 2,500 psi structural concrete	(Optional) Min. 1.5-inch Poly ISO 1, Poly ISO 1-DWD or Min. 1-inch Insulfoam I, II, IX, VIII, XIV or XV	Helix Max LRA (SPLATTER)	Insulation: (Optional) Additional layer(s) base insulation Coverboard: Min. 0.5-inch Poly ISO 1-HD, Poly ISO 1-HD Plus or EcoStorm VSH	Helix Max LRA (SPLATTER)	Mule-Hide TPO-c	LVOC BA	-390.0
C-35.	Min. 2,500 psi structural concrete	Min. 0.5-inch Poly ISO 1, Poly ISO 1-DWD	Helix Max LRA or Helix Max LRA-DT (RIBBON)	Insulation: (Optional) Additional layer(s) base insulation Coverboard: Min. 0.5-inch EcoStorm VSH	Helix Max LRA or Helix Max LRA-DT (RIBBON)	Mule-Hide TPO-c	LVOC BA	-157.5
C-36.	Min. 2,500 psi structural concrete	(Optional) Min. 1.5-inch Poly ISO 1, Poly ISO 1-DWD or Min. 1-inch Insulfoam I, II, IX, VIII, XIV or XV	Helix Max LRA (RIBBON)	Insulation: (Optional) Additional layer(s) base insulation Coverboard: Min. 0.5-inch EcoStorm VSH	Helix Max LRA (RIBBON)	Mule-Hide TPO-c	LVOC BA	-352.5
C-37.	Min. 2,500 psi structural concrete	(Optional) Min. 1.5-inch Poly ISO 1, Poly ISO 1-DWD or Min. 1-inch Insulfoam I, II, IX, VIII, XIV or XV	Helix Max LRA-DT (RIBBON)	Insulation: (Optional) Additional layer(s) base insulation Coverboard: Min. 0.5-inch EcoStorm VSH	Helix Max LRA-DT (RIBBON)	Mule-Hide TPO-c	LVOC BA	-277.5
C-38.	Min. 2,500 psi structural concrete	(Optional) Min. 1.5-inch Poly ISO 1, Poly ISO 1-DWD or Min. 1-inch Insulfoam I, II, IX, VIII, XIV or XV	Helix Max LRA-DT (FULL)	Insulation: (Optional) Additional layer(s) base insulation Coverboard: Min. 0.5-inch EcoStorm VSH	Helix Max LRA-DT (FULL)	Mule-Hide TPO-c	LVOC BA	-352.5
C-39.	Min. 2,500 psi structural concrete	(Optional) Min. 0.5-inch Poly ISO 1, Poly ISO 1-DWD or Min. 1-inch Insulfoam I, II, IX, VIII, XIV or XV	Helix Max LRA or Helix Max LRA-DT (RIBBON)	Insulation: (Optional) Additional layer(s) base insulation Coverboard: Min. 1.5-inch Poly ISO 1-NB	Helix Max LRA or Helix Max LRA-DT (RIBBON)	Mule-Hide TPO-c	LVOC BA	-157.5
C-40.	Min. 2,500 psi structural concrete	Min. 0.5-inch Poly ISO 1, Poly ISO 1-DWD	Helix Max LRA or Helix Max LRA-DT (RIBBON)	(Optional) Additional layer(s) base insulation	Helix Max LRA or Helix Max LRA-DT (RIBBON)	Mule-Hide TPO-c	TPO-c BA	-157.5
C-41.	Min. 2,500 psi structural concrete	Min. 1.5-inch Poly ISO 1, Poly ISO 1-DWD	Helix Max LRA (RIBBON)	(Optional) Additional layer(s) base insulation	Helix Max LRA (RIBBON)	Mule-Hide TPO-c	TPO-c BA	-352.5
C-42.	Min. 2,500 psi structural concrete	Min. 1.5-inch Poly ISO 1, Poly ISO 1-DWD	Helix Max LRA-DT (RIBBON)	(Optional) Additional layer(s) base insulation	Helix Max LRA-DT (RIBBON)	Mule-Hide TPO-c	TPO-c BA	-277.5
C-43.	Min. 2,500 psi structural concrete	Min. 1.5-inch Poly ISO 1, Poly ISO 1-DWD	Helix Max LRA-DT (FULL)	(Optional) Additional layer(s) base insulation	Helix Max LRA (FULL)	Mule-Hide TPO-c	TPO-c BA	-352.5

2026 FBC NON-HVHZ

TABLE 3A: STRUCTURAL CONCRETE DECKS – NEW CONSTRUCTION OR REROOF (TEAR-OFF) SYSTEM TYPE A-1: BONDED INSULATION, BONDED ROOF COVER REFER TO NOTE 16A FOR VAPOR BARRIER OPTIONS								
System No.	Deck (Note 1)	Base Insulation Layer		Top Insulation Layer(s)		Roof Cover (Note 15)		MDP (psf)
		Type	Attach (Notes 6,7,8)	Type	Attach (Notes 6,7,8)	Membrane	Application	
C-44.	Min. 2,500 psi structural concrete	Min. 0.5-inch Poly ISO 1, Poly ISO 1-DWD	Helix Max LRA or Helix Max LRA-DT (RIBBON)	Insulation: (Optional) Additional layer(s) base insulation Coverboard: Min. 0.25-inch DensDeck Prime	Helix Max LRA or Helix Max LRA-DT (RIBBON)	Mule-Hide TPO-c	TPO-c BA	-157.5
C-45.	Min. 2,500 psi structural concrete	Min. 1.5-inch Poly ISO 1, Poly ISO 1-DWD or Min. 1-inch Insulfoam I, II, IX, VIII, XIV or XV	Helix Max LRA or Helix Max LRA-DT (RIBBON)	Insulation: (Optional) Additional layer(s) base insulation Coverboard: Min. 0.25-inch DensDeck Prime	Helix Max LRA or Helix Max LRA-DT (RIBBON)	Mule-Hide TPO-c	TPO-c BA	-232.5
C-46.	Min. 2,500 psi structural concrete	Min. 0.5-inch Poly ISO 1, Poly ISO 1-DWD or Min. 1-inch Insulfoam I, II, IX, VIII, XIV or XV	Helix Max LRA (RIBBON)	Insulation: (Optional) Additional layer(s) base insulation Coverboard: Min. 0.25-inch SECUROCK Ultralight Coated Glass-Mat Roof Board	Helix Max LRA (RIBBON)	Mule-Hide TPO-c	TPO-c BA	-67.5
C-47.	Min. 2,500 psi structural concrete	Min. 0.5-inch Poly ISO 1, Poly ISO 1-DWD or Min. 1-inch Insulfoam I, II, IX, VIII, XIV or XV	Helix Max LRA or Helix Max LRA-DT (RIBBON)	Insulation: (Optional) Additional layer(s) base insulation Coverboard: Min. 0.25-inch SECUROCK Gypsum-Fiber Roof Board	Helix Max LRA or Helix Max LRA-DT (RIBBON)	Mule-Hide TPO-c	TPO-c BA	-157.5
C-48.	Min. 2,500 psi structural concrete	Min. 0.5-inch Poly ISO 1-HD	Helix Max LRA-DT (RIBBON)	Insulation: Min. 1.6-inch Optim-R Coverboard: Min. 0.5-inch Poly ISO 1-HD	Helix Max LRA-DT (RIBBON)	Mule-Hide TPO-c	TPO-c BA	-127.5
C-49.	Min. 2,500 psi structural concrete	Min. 0.5-inch Poly ISO 1-HD	Helix Max LRA-DT (FULL)	Insulation: Min. 1.6-inch Optim-R Coverboard: Min. 0.5-inch Poly ISO 1-HD	Helix Max LRA-DT (FULL)	Mule-Hide TPO-c	TPO-c BA	-397.5
C-50.	Min. 2,500 psi structural concrete	Min. 0.5-inch Poly ISO 1, Poly ISO 1-DWD	Helix Max LRA or Helix Max LRA-DT (RIBBON)	Insulation: (Optional) Additional layer(s) base insulation Coverboard: Min. 0.5-inch Poly ISO 1-HD, Poly ISO 1-HD Plus or EcoStorm VSH	Helix Max LRA or Helix Max LRA-DT (RIBBON)	Mule-Hide TPO-c	TPO-c BA	-157.5
C-51.	Min. 2,500 psi structural concrete	(Optional) Min. 1.5-inch Poly ISO 1, Poly ISO 1-DWD or Min. 1-inch Insulfoam I, II, IX, VIII, XIV or XV	Helix Max LRA (RIBBON)	Insulation: (Optional) Additional layer(s) base insulation Coverboard: Min. 0.5-inch Poly ISO 1-HD, Poly ISO 1-HD Plus or EcoStorm VSH	Helix Max LRA (RIBBON)	Mule-Hide TPO-c	TPO-c BA	-397.5
C-52.	Min. 2,500 psi structural concrete	(Optional) Min. 1.5-inch Poly ISO 1, Poly ISO 1-DWD or Min. 1-inch Insulfoam I, II, IX, VIII, XIV or XV	Helix Max LRA-DT (RIBBON)	Insulation: (Optional) Additional layer(s) base insulation Coverboard: Min. 0.5-inch Poly ISO 1-HD, Poly ISO 1-HD Plus or EcoStorm VSH	Helix Max LRA-DT (RIBBON)	Mule-Hide TPO-c	TPO-c BA	-277.5
C-53.	Min. 2,500 psi structural concrete	(Optional) Min. 1.5-inch Poly ISO 1, Poly ISO 1-DWD or Min. 1-inch Insulfoam I, II, IX, VIII, XIV or XV	Helix Max LRA-DT (FULL)	Insulation: (Optional) Additional layer(s) base insulation Coverboard: Min. 0.5-inch Poly ISO 1-HD, Poly ISO 1-HD Plus or EcoStorm VSH	Helix Max LRA-DT (FULL)	Mule-Hide TPO-c	TPO-c BA	-397.5

2026 FBC NON-HVHZ

TABLE 3A: STRUCTURAL CONCRETE DECKS – NEW CONSTRUCTION OR REROOF (TEAR-OFF) SYSTEM TYPE A-1: BONDED INSULATION, BONDED ROOF COVER REFER TO NOTE 16A FOR VAPOR BARRIER OPTIONS								
System No.	Deck (Note 1)	Base Insulation Layer		Top Insulation Layer(s)		Roof Cover (Note 15)		MDP (psf)
		Type	Attach (Notes 6,7,8)	Type	Attach (Notes 6,7,8)	Membrane	Application	
C-54.	Min. 2,500 psi structural concrete	(Optional) Min. 1.5-inch Poly ISO 1, Poly ISO 1-DWD or Min. 1-inch Insulfoam I, II, IX, VIII, XIV or XV	Helix Max LRA (SPLATTER)	Insulation: (Optional) Additional layer(s) base insulation Coverboard: Min. 0.5-inch Poly ISO 1-HD, Poly ISO 1-HD Plus or EcoStorm VSH	Helix Max LRA (SPLATTER)	Mule-Hide TPO-c	TPO-c BA	-390.0
C-55.	Min. 2,500 psi structural concrete	Min. 0.5-inch Poly ISO 1, Poly ISO 1-DWD	Helix Max LRA or Helix Max LRA-DT (RIBBON)	Insulation: (Optional) Additional layer(s) base insulation Coverboard: Min. 0.5-inch EcoStorm VSH	Helix Max LRA or Helix Max LRA-DT (RIBBON)	Mule-Hide TPO-c	TPO-c BA	-157.5
C-56.	Min. 2,500 psi structural concrete	(Optional) Min. 1.5-inch Poly ISO 1, Poly ISO 1-DWD or Min. 1-inch Insulfoam I, II, IX, VIII, XIV or XV	Helix Max LRA (RIBBON)	Insulation: (Optional) Additional layer(s) base insulation Coverboard: Min. 0.5-inch EcoStorm VSH	Helix Max LRA (RIBBON)	Mule-Hide TPO-c	TPO-c BA	-352.5
C-57.	Min. 2,500 psi structural concrete	(Optional) Min. 1.5-inch Poly ISO 1, Poly ISO 1-DWD or Min. 1-inch Insulfoam I, II, IX, VIII, XIV or XV	Helix Max LRA-DT (RIBBON)	Insulation: (Optional) Additional layer(s) base insulation Coverboard: Min. 0.5-inch EcoStorm VSH	Helix Max LRA-DT (RIBBON)	Mule-Hide TPO-c	TPO-c BA	-277.5
C-58.	Min. 2,500 psi structural concrete	(Optional) Min. 1.5-inch Poly ISO 1, Poly ISO 1-DWD or Min. 1-inch Insulfoam I, II, IX, VIII, XIV or XV	Helix Max LRA-DT (FULL)	Insulation: (Optional) Additional layer(s) base insulation Coverboard: Min. 0.5-inch EcoStorm VSH	Helix Max LRA-DT (FULL)	Mule-Hide TPO-c	TPO-c BA	-352.5
C-59.	Min. 2,500 psi structural concrete	Min. 0.5-inch Poly ISO 1, Poly ISO 1-DWD	Helix Max LRA or Helix Max LRA-DT (RIBBON)	Insulation: (Optional) Additional layer(s) base insulation Coverboard: Min. 1.5-inch Poly ISO 1-NB	Helix Max LRA or Helix Max LRA-DT (RIBBON)	Mule-Hide TPO-c	TPO-c BA	-157.5
C-60.	Min. 2,500 psi structural concrete	(Optional) Min. 1.5-inch Poly ISO 1, Poly ISO 1-DWD or Min. 1-inch Insulfoam I, II, IX, VIII, XIV or XV	Helix Max LRA or Helix Max LRA-DT (RIBBON)	Insulation: (Optional) Additional layer(s) base insulation Coverboard: Min. 1.5-inch Poly ISO 1-NB	Helix Max LRA or Helix Max LRA-DT (RIBBON)	Mule-Hide TPO-c	TPO-c BA	-187.5
C-61.	Min. 2,500 psi structural concrete	Min. 1.5-inch Poly ISO 1, Poly ISO 1-DWD	OB500	Insulation: (Optional) Additional layer(s) base insulation Coverboard: Min. 0.25-inch SECUROCK Gypsum-Fiber Roof Board	OB500	Mule-Hide TPO-c	AeroWeb, TPO-c BA, LVOC BA	-120.0
C-62.	Min. 2,500 psi structural concrete	Min. 1.5-inch Poly ISO 2, Poly ISO 1, Poly ISO 1-DWD, ENRGY 3	OB500	(Optional) Additional layers of base insulation	OB500	Mule-Hide TPO-c	Aqua Base 120	-127.5

2026 FBC NON-HVHZ

TABLE 3A: STRUCTURAL CONCRETE DECKS – NEW CONSTRUCTION OR REROOF (TEAR-OFF) SYSTEM TYPE A-1: BONDED INSULATION, BONDED ROOF COVER REFER TO NOTE 16A FOR VAPOR BARRIER OPTIONS								
System No.	Deck (Note 1)	Base Insulation Layer		Top Insulation Layer(s)		Roof Cover (Note 15)		MDP (psf)
		Type	Attach (Notes 6,7,8)	Type	Attach (Notes 6,7,8)	Membrane	Application	
C-63.	Min. 2,500 psi structural concrete	Min. 1.5-inch Poly ISO 2, Poly ISO 1, Poly ISO 1-DWD, ENRGY 3	OB500	Insulation: (Optional) Additional layer(s) base insulation Coverboard: Min. 0.25-inch DensDeck or DensDeck Prime	OB500	Mule-Hide TPO-c	Aqua Base 120	-127.5
C-64.	Min. 2,500 psi structural concrete	Min. 1.5-inch Poly ISO 2, Poly ISO 1, Poly ISO 1-DWD, ENRGY 3	OB500	(Optional) Additional layers of base insulation	OB500	Mule-Hide TPO-c	TPO-c BA	-150.0
C-65.	Min. 2,500 psi structural concrete	Min. 1.5-inch Poly ISO 1, Poly ISO 1-DWD	OB500	(Optional) Additional layers of base insulation	OB500	Mule-Hide TPO-c	AeroWeb	-150.0
C-66.	Min. 2,500 psi structural concrete	Min. 1.5-inch Poly ISO 2, Poly ISO 1, Poly ISO 1-DWD, ENRGY 3	OB500	Insulation: (Optional) Additional layer(s) base insulation Coverboard: Min. 0.25-inch DensDeck or DensDeck Prime	OB500	Mule-Hide TPO-c	TPO-c BA	-150.0
C-67.	Min. 2,500 psi structural concrete	Min. 1.5-inch Poly ISO 2, Poly ISO 1, Poly ISO 1-DWD, ENRGY 3	OB500	Insulation: (Optional) Additional layer(s) base insulation Coverboard: Min. 0.25-inch DensDeck Prime	OB500	Mule-Hide TPO-c	AeroWeb	-150.0
C-68.	Min. 2,500 psi structural concrete	Min. 0.5-inch Poly ISO 1, Poly ISO 1-DWD	OB500	(Optional) Min. 0.5-inch base insulation	OB500	Mule-Hide TPO-c	AeroWeb, LVOC BA or TPO-c BA	-157.5
C-69.	Min. 2,500 psi structural concrete	Min. 2-inch Poly ISO 1, Poly ISO 1-DWD	OB500	Insulation: (Optional) Additional layer(s) base insulation Coverboard: Min. 0.25-inch SECUROCK Gypsum-Fiber Roof Board	OB500	Mule-Hide TPO-c	AeroWeb, TPO-c BA or Aqua Base 120	-247.5
C-70.	Min. 2,500 psi structural concrete	Min. 1.5-inch Poly ISO 1, Poly ISO 1-DWD	Helix LRA or Helix LRT (RIBBON)	(Optional) Additional layer(s) base insulation	Helix LRA or Helix LRT (RIBBON)	Mule-Hide TPO-c	Aqua Base 120 BA	-45.0
C-71.	Min. 2,500 psi structural concrete	Min. 1.5-inch Poly ISO 1, Poly ISO 1-DWD or Poly ISO 2	Helix LRA or Helix LRT (RIBBON)	Insulation: (Optional) Additional layer(s) base insulation Coverboard: Min. 0.25-inch DensDeck Prime	Helix LRA or Helix LRT (RIBBON)	Mule-Hide TPO-c	Aqua Base 120 BA	-45.0
C-72.	Min. 2,500 psi structural concrete	Min. 1.5-inch Poly ISO 1, Poly ISO 1-DWD or Poly ISO 2	Helix LRA or Helix LRT (RIBBON)	Insulation: (Optional) Additional layer(s) base insulation Coverboard: Min. 0.25-inch SECUROCK Gypsum-Fiber Roof Board	Helix LRA or Helix LRT (RIBBON)	Mule-Hide TPO-c	Aqua Base 120 BA	-157.5
C-73.	Min. 2,500 psi structural concrete	(Optional) Min. 1.5-inch Poly ISO 1, Poly ISO 1-DWD or Poly ISO 2	Helix LRA or Helix LRT (RIBBON)	Insulation: (Optional) Additional layer(s) base insulation Coverboard: Min. 1.5-inch Poly ISO 1-NB	Helix LRA or Helix LRT (RIBBON)	Mule-Hide TPO-c	Aqua Base 120 BA	-45.0

2026 FBC NON-HVHZ

TABLE 3A: STRUCTURAL CONCRETE DECKS – NEW CONSTRUCTION OR REROOF (TEAR-OFF) SYSTEM TYPE A-1: BONDED INSULATION, BONDED ROOF COVER REFER TO NOTE 16A FOR VAPOR BARRIER OPTIONS								
System No.	Deck (Note 1)	Base Insulation Layer		Top Insulation Layer(s)		Roof Cover (Note 15)		MDP (psf)
		Type	Attach (Notes 6,7,8)	Type	Attach (Notes 6,7,8)	Membrane	Application	
C-74.	Min. 2,500 psi structural concrete	Min. 1.5-inch Poly ISO 1, Poly ISO 1-DWD	Helix LRA or Helix LRT (RIBBON)	(Optional) Additional layer(s) base insulation	Helix LRA or Helix LRT (RIBBON)	Mule-Hide TPO-c	AeroWeb	-322.5
C-75.	Min. 2,500 psi structural concrete	Min. 1.5-inch Poly ISO 1, Poly ISO 1-DWD	Helix LRA or Helix LRT (FULL)	(Optional) Additional layer(s) base insulation	Helix LRA or Helix LRT (FULL)	Mule-Hide TPO-c	AeroWeb	-352.5
C-76.	Min. 2,500 psi structural concrete	Min. 1.5-inch Poly ISO 1, Poly ISO 1-DWD or Poly ISO 2	Helix LRA or Helix LRT (RIBBON)	Insulation: (Optional) Additional layer(s) base insulation Coverboard: Min. 0.25-inch DensDeck Prime	Helix LRA or Helix LRT (RIBBON)	Mule-Hide TPO-c	AeroWeb	-195.0
C-77.	Min. 2,500 psi structural concrete	Min. 1.5-inch Poly ISO 1, Poly ISO 1-DWD or Poly ISO 2	Helix LRA or Helix LRT (RIBBON)	Insulation: (Optional) Additional layer(s) base insulation Coverboard: Min. 0.25-inch SECUROCK Gypsum-Fiber Roof Board	Helix LRA or Helix LRT (RIBBON)	Mule-Hide TPO-c	AeroWeb	-157.5
C-78.	Min. 2,500 psi structural concrete	(Optional) Min. 1.5-inch Poly ISO 1, Poly ISO 1-DWD or Poly ISO 2	Helix LRA or Helix LRT (RIBBON)	Insulation: (Optional) Additional layer(s) base insulation Coverboard: Min. 0.5-inch Poly ISO 1-HD, Poly ISO 1-HD Plus	Helix LRA or Helix LRT (RIBBON)	Mule-Hide TPO-c	AeroWeb	-165.0
C-79.	Min. 2,500 psi structural concrete	(Optional) Min. 1.5-inch Poly ISO 1, Poly ISO 1-DWD or Poly ISO 2	Helix LRA or Helix LRT (FULL)	Insulation: (Optional) Additional layer(s) base insulation Coverboard: Min. 0.5-inch Poly ISO 1-HD, Poly ISO 1-HD Plus	Helix LRA or Helix LRT (FULL)	Mule-Hide TPO-c	AeroWeb	-397.5
C-80.	Min. 2,500 psi structural concrete	(Optional) Min. 1.5-inch Poly ISO 1, Poly ISO 1-DWD or Poly ISO 2	Helix LRA or Helix LRT (RIBBON)	Insulation: (Optional) Additional layer(s) base insulation Coverboard: Min. 1.5-inch Poly ISO 1-NB	Helix LRA or Helix LRT (RIBBON)	Mule-Hide TPO-c	AeroWeb	-187.5
C-81.	Min. 2,500 psi structural concrete	Min. 1.5-inch Poly ISO 1, Poly ISO 1-DWD	Helix LRA or Helix LRT (RIBBON)	(Optional) Additional layer(s) base insulation	Helix LRA or Helix LRT (RIBBON)	Mule-Hide TPO-c	LVOC BA	-157.5
C-82.	Min. 2,500 psi structural concrete	Min. 1.5-inch Poly ISO 1, Poly ISO 1-DWD or Poly ISO 2	Helix LRA or Helix LRT (RIBBON)	Insulation: (Optional) Additional layer(s) base insulation Coverboard: Min. 0.25-inch DensDeck Prime	Helix LRA or Helix LRT (RIBBON)	Mule-Hide TPO-c	LVOC BA	-157.5
C-83.	Min. 2,500 psi structural concrete	Min. 1.5-inch Poly ISO 1, Poly ISO 1-DWD or Poly ISO 2	Helix LRA or Helix LRT (RIBBON)	Insulation: (Optional) Additional layer(s) base insulation Coverboard: Min. 0.25-inch SECUROCK Gypsum-Fiber Roof Board	Helix LRA or Helix LRT (RIBBON)	Mule-Hide TPO-c	LVOC BA	-127.5

2026 FBC NON-HVHZ

TABLE 3A: STRUCTURAL CONCRETE DECKS – NEW CONSTRUCTION OR REROOF (TEAR-OFF) SYSTEM TYPE A-1: BONDED INSULATION, BONDED ROOF COVER REFER TO NOTE 16A FOR VAPOR BARRIER OPTIONS								
System No.	Deck (Note 1)	Base Insulation Layer		Top Insulation Layer(s)		Roof Cover (Note 15)		MDP (psf)
		Type	Attach (Notes 6,7,8)	Type	Attach (Notes 6,7,8)	Membrane	Application	
C-84.	Min. 2,500 psi structural concrete	(Optional) Min. 1.5-inch Poly ISO 1, Poly ISO 1-DWD or Poly ISO 2	Helix LRA or Helix LRT (RIBBON)	Insulation: (Optional) Additional layer(s) base insulation Coverboard: Min. 0.5-inch Poly ISO 1-HD, Poly ISO 1-HD Plus	Helix LRA or Helix LRT (RIBBON)	Mule-Hide TPO-c	LVOC BA	-165.0
C-85.	Min. 2,500 psi structural concrete	(Optional) Min. 1.5-inch Poly ISO 1, Poly ISO 1-DWD or Poly ISO 2	Helix LRA or Helix LRT (FULL)	Insulation: (Optional) Additional layer(s) base insulation Coverboard: Min. 0.5-inch Poly ISO 1-HD, Poly ISO 1-HD Plus	Helix LRA or Helix LRT (FULL)	Mule-Hide TPO-c	LVOC BA	-397.5
C-86.	Min. 2,500 psi structural concrete	(Optional) Min. 1.5-inch Poly ISO 1, Poly ISO 1-DWD or Poly ISO 2	Helix LRA or Helix LRT (RIBBON)	Insulation: (Optional) Additional layer(s) base insulation Coverboard: Min. 1.5-inch Poly ISO 1-NB	Helix LRA or Helix LRT (RIBBON)	Mule-Hide TPO-c	LVOC BA	-157.5
C-87.	Min. 2,500 psi structural concrete	Min. 1.5-inch Poly ISO 1, Poly ISO 1-DWD	Helix LRA or Helix LRT (RIBBON)	(Optional) Additional layer(s) base insulation	Helix LRA or Helix LRT (RIBBON)	Mule-Hide TPO-c	TPO-c BA	-322.5
C-88.	Min. 2,500 psi structural concrete	Min. 1.5-inch Poly ISO 1, Poly ISO 1-DWD	Helix LRA or Helix LRT (FULL)	(Optional) Additional layer(s) base insulation	Helix LRA or Helix LRT (FULL)	Mule-Hide TPO-c	TPO-c BA	-352.5
C-89.	Min. 2,500 psi structural concrete	Min. 1.5-inch Poly ISO 1, Poly ISO 1-DWD or Poly ISO 2	Helix LRA or Helix LRT (RIBBON)	Insulation: (Optional) Additional layer(s) base insulation Coverboard: Min. 0.25-inch DensDeck Prime	Helix LRA or Helix LRT (RIBBON)	Mule-Hide TPO-c	TPO-c BA	-195.0
C-90.	Min. 2,500 psi structural concrete	Min. 1.5-inch Poly ISO 1, Poly ISO 1-DWD or Poly ISO 2	Helix LRA or Helix LRT (RIBBON)	Insulation: (Optional) Additional layer(s) base insulation Coverboard: Min. 0.25-inch SECUROCK Gypsum-Fiber Roof Board	Helix LRA or Helix LRT (RIBBON)	Mule-Hide TPO-c	TPO-c BA	-157.5
C-91.	Min. 2,500 psi structural concrete	(Optional) Min. 1.5-inch Poly ISO 1, Poly ISO 1-DWD or Poly ISO 2	Helix LRA or Helix LRT (RIBBON)	Insulation: (Optional) Additional layer(s) base insulation Coverboard: Min. 0.5-inch Poly ISO 1-HD, Poly ISO 1-HD Plus	Helix LRA or Helix LRT (RIBBON)	Mule-Hide TPO-c	TPO-c BA	-165.0
C-92.	Min. 2,500 psi structural concrete	(Optional) Min. 1.5-inch Poly ISO 1, Poly ISO 1-DWD or Poly ISO 2	Helix LRA or Helix LRT (FULL)	Insulation: (Optional) Additional layer(s) base insulation Coverboard: Min. 0.5-inch Poly ISO 1-HD, Poly ISO 1-HD Plus	Helix LRA or Helix LRT (FULL)	Mule-Hide TPO-c	TPO-c BA	-397.5
C-93.	Min. 2,500 psi structural concrete	(Optional) Min. 1.5-inch Poly ISO 1, Poly ISO 1-DWD or Poly ISO 2	Helix LRA or Helix LRT (RIBBON)	Insulation: (Optional) Additional layer(s) base insulation Coverboard: Min. 1.5-inch Poly ISO 1-NB	Helix LRA or Helix LRT (RIBBON)	Mule-Hide TPO-c	TPO-c BA	-187.5

2026 FBC NON-HVHZ

TABLE 3A: STRUCTURAL CONCRETE DECKS – NEW CONSTRUCTION OR REROOF (TEAR-OFF) SYSTEM TYPE A-1: BONDED INSULATION, BONDED ROOF COVER REFER TO NOTE 16A FOR VAPOR BARRIER OPTIONS								
System No.	Deck (Note 1)	Base Insulation Layer		Top Insulation Layer(s)		Roof Cover (Note 15)		MDP (psf)
		Type	Attach (Notes 6,7,8)	Type	Attach (Notes 6,7,8)	Membrane	Application	
MULE-HIDE TPO-C FLEECE BACK MEMBRANE APPLICATIONS (PARTIAL BOND):								
C-94.	Min. 2,500 psi structural concrete	Min. 0.5-inch Poly ISO 1, Poly ISO 1-DWD	Helix Max LRA or Helix Max LRA-DT (RIBBON)	(Optional) Additional layer(s) base insulation	Helix Max LRA or Helix Max LRA-DT (RIBBON)	Mule-Hide TPO-c Fleece Back	Helix Max LRA or Helix Max LRA-DT (RIBBON, 12-inch o.c.)	-45.0
C-95.	Min. 2,500 psi structural concrete	Min. 0.5-inch Poly ISO 1, Poly ISO 1-DWD or Min. 1-inch Insulfoam I, II, IX, VIII, XIV or XV	Helix Max LRA or Helix Max LRA-DT (RIBBON)	Insulation: (Optional) Additional layer(s) base insulation Coverboard: Min. 0.25-inch DensDeck Prime or SECUROCK Gypsum-Fiber Roof Board or min. 0.5-inch Poly ISO 1-HD or Poly ISO 1-HD Plus	Helix Max LRA or Helix Max LRA-DT (RIBBON)	Mule-Hide TPO-c Fleece Back	Helix Max LRA or Helix Max LRA-DT (RIBBON, 12-inch o.c.)	-45.0
C-96.	Min. 2,500 psi structural concrete	(Optional) Min. 0.5-inch Poly ISO 1, Poly ISO 1-DWD or Min. 1-inch Insulfoam I, II, IX, VIII, XIV or XV	Helix Max LRA or Helix Max LRA-DT (RIBBON)	Insulation: (Optional) Additional layer(s) base insulation Coverboard: Min. 0.5-inch Poly ISO 1-HD or Poly ISO 1-HD Plus	Helix Max LRA or Helix Max LRA-DT (RIBBON)	Mule-Hide TPO-c Fleece Back	Helix Max LRA or Helix Max LRA-DT (RIBBON, 6-inch o.c.)	-90.0
C-97.	Min. 2,500 psi structural concrete	(Optional) Min. 0.5-inch Poly ISO 1, Poly ISO 1-DWD or Min. 1-inch Insulfoam I, II, IX, VIII, XIV or XV	Helix Max LRA or Helix Max LRA-DT (RIBBON)	Insulation: (Optional) Additional layer(s) base insulation Coverboard: Min. 0.5-inch EcoStorm VSH	Helix Max LRA or Helix Max LRA-DT (RIBBON)	Mule-Hide TPO-c Fleece Back	Helix Max LRA or Helix Max LRA-DT (RIBBON, 6-inch o.c.)	-90.0
C-98.	Min. 2,500 psi structural concrete	(Optional) Min. 0.5-inch Poly ISO 1, Poly ISO 1-DWD	Helix Max LRA or Helix Max LRA-DT (RIBBON)	Insulation: (Optional) Additional layer(s) base insulation Coverboard: Min. 1.5-inch Poly ISO 1-HD-Composite	Helix Max LRA or Helix Max LRA-DT (RIBBON)	Mule-Hide TPO-c Fleece Back	Helix Max LRA or Helix Max LRA-DT (RIBBON, 12-inch o.c.)	-45.0
C-99.	Min. 2,500 psi structural concrete	Min. 1.5-inch Poly ISO 1, Poly ISO 1-DWD	Helix LRA or Helix LRT (RIBBON)	(Optional) Additional layer(s) base insulation	Helix LRA or Helix LRT (RIBBON)	Mule-Hide TPO-c Fleece Back	Helix Max LRA or Helix Max LRA-DT (RIBBON, 12-inch o.c.)	-45.0
C-100.	Min. 2,500 psi structural concrete	Min. 1.5-inch Poly ISO 1, Poly ISO 1-DWD or Poly ISO 2	Helix LRA or Helix LRT (RIBBON)	Insulation: (Optional) Additional layer(s) base insulation Coverboard: Min. 0.25-inch DensDeck Prime or SECUROCK Gypsum-Fiber Roof Board or min. 0.5-inch Poly ISO 1-HD or Poly ISO 1-HD Plus	Helix LRA or Helix LRT (RIBBON)	Mule-Hide TPO-c Fleece Back	Helix Max LRA or Helix Max LRA-DT (RIBBON, 12-inch o.c.)	-45.0
C-101.	Min. 2,500 psi structural concrete	(Optional) Min. 1.5-inch Poly ISO 1, Poly ISO 1-DWD or Poly ISO 2	Helix LRA or Helix LRT (RIBBON)	Insulation: (Optional) Additional layer(s) base insulation Coverboard: Min. 0.5-inch Poly ISO 1-HD or Poly ISO 1-HD Plus	Helix LRA or Helix LRT (RIBBON)	Mule-Hide TPO-c Fleece Back	Helix Max LRA or Helix Max LRA-DT (RIBBON, 6-inch o.c.)	-90.0

2026 FBC NON-HVHZ

TABLE 3A: STRUCTURAL CONCRETE DECKS – NEW CONSTRUCTION OR REROOF (TEAR-OFF) SYSTEM TYPE A-1: BONDED INSULATION, BONDED ROOF COVER REFER TO NOTE 16A FOR VAPOR BARRIER OPTIONS								
System No.	Deck (Note 1)	Base Insulation Layer		Top Insulation Layer(s)		Roof Cover (Note 15)		MDP (psf)
		Type	Attach (Notes 6,7,8)	Type	Attach (Notes 6,7,8)	Membrane	Application	
C-102.	Min. 2,500 psi structural concrete	(Optional) Min. 1.5-inch Poly ISO 1, Poly ISO 1-DWD or Poly ISO 2	Helix LRA or Helix LRT (RIBBON)	Insulation: (Optional) Additional layer(s) base insulation Coverboard: Min. 1.5-inch Poly ISO 1-HD-Composite	Helix LRA or Helix LRT (RIBBON)	Mule-Hide TPO-c Fleece Back	Helix Max LRA or Helix Max LRA-DT (RIBBON, 12-inch o.c.)	-45.0
MULE-HIDE TPO-C FLEECE BACK MEMBRANE APPLICATIONS (FULL BOND):								
C-103.	Min. 2,500 psi structural concrete	Min. 0.5-inch Poly ISO 1, Poly ISO 1-DWD	Helix Max LRA or Helix Max LRA-DT (RIBBON)	(Optional) Additional layer(s) base insulation	Helix Max LRA or Helix Max LRA-DT (RIBBON)	Mule-Hide TPO-c Fleece Back	Helix Max LRA (FULL)	-157.5
C-104.	Min. 2,500 psi structural concrete	Min. 1.5-inch Poly ISO 1, Poly ISO 1-DWD	Helix Max LRA (RIBBON)	(Optional) Additional layer(s) base insulation	Helix Max LRA (RIBBON)	Mule-Hide TPO-c Fleece Back	Helix Max LRA (FULL)	-397.5
C-105.	Min. 2,500 psi structural concrete	Min. 1.5-inch Poly ISO 1, Poly ISO 1-DWD	Helix Max LRA-DT (RIBBON)	(Optional) Additional layer(s) base insulation	Helix Max LRA-DT (RIBBON)	Mule-Hide TPO-c Fleece Back	Helix Max LRA (FULL)	-277.5
C-106.	Min. 2,500 psi structural concrete	Min. 1.5-inch Poly ISO 1, Poly ISO 1-DWD	Helix Max LRA-DT (FULL)	(Optional) Additional layer(s) base insulation	Helix Max LRA-DT (FULL)	Mule-Hide TPO-c Fleece Back	Helix Max LRA (FULL)	-397.5
C-107.	Min. 2,500 psi structural concrete	Min. 1.5-inch Poly ISO 1, Poly ISO 1-DWD	Helix Max LRA (SPLATTER)	(Optional) Additional layer(s) base insulation	Helix Max LRA (SPLATTER)	Mule-Hide TPO-c Fleece Back	Helix Max LRA (FULL)	-390.0
C-108.	Min. 2,500 psi structural concrete	Min. 0.5-inch Poly ISO 1, Poly ISO 1-DWD	Helix Max LRA or Helix Max LRA-DT (RIBBON)	Insulation: (Optional) Additional layer(s) base insulation Coverboard: Min. 0.25-inch DensDeck Prime	Helix Max LRA or Helix Max LRA-DT (RIBBON)	Mule-Hide TPO-c Fleece Back	Helix Max LRA (FULL)	-157.5
C-109.	Min. 2,500 psi structural concrete	Min. 1.5-inch Poly ISO 1, Poly ISO 1-DWD or Min. 1-inch Insulfoam I, II, IX, VIII, XIV or XV	Helix Max LRA (RIBBON)	Insulation: (Optional) Additional layer(s) base insulation Coverboard: Min. 0.25-inch DensDeck Prime	Helix Max LRA (RIBBON)	Mule-Hide TPO-c Fleece Back	Helix Max LRA (FULL)	-397.5
C-110.	Min. 2,500 psi structural concrete	Min. 1.5-inch Poly ISO 1, Poly ISO 1-DWD or Min. 1-inch Insulfoam I, II, IX, VIII, XIV or XV	Helix Max LRA-DT (RIBBON)	Insulation: (Optional) Additional layer(s) base insulation Coverboard: Min. 0.25-inch DensDeck Prime	Helix Max LRA-DT (RIBBON)	Mule-Hide TPO-c Fleece Back	Helix Max LRA (FULL)	-277.5
C-111.	Min. 2,500 psi structural concrete	Min. 1.5-inch Poly ISO 1, Poly ISO 1-DWD or Min. 1-inch Insulfoam I, II, IX, VIII, XIV or XV	Helix Max LRA-DT (FULL)	Insulation: (Optional) Additional layer(s) base insulation Coverboard: Min. 0.25-inch DensDeck Prime	Helix Max LRA-DT (FULL)	Mule-Hide TPO-c Fleece Back	Helix Max LRA (FULL)	-397.5

2026 FBC NON-HVHZ

TABLE 3A: STRUCTURAL CONCRETE DECKS – NEW CONSTRUCTION OR REROOF (TEAR-OFF) SYSTEM TYPE A-1: BONDED INSULATION, BONDED ROOF COVER REFER TO NOTE 16A FOR VAPOR BARRIER OPTIONS								
System No.	Deck (Note 1)	Base Insulation Layer		Top Insulation Layer(s)		Roof Cover (Note 15)		MDP (psf)
		Type	Attach (Notes 6,7,8)	Type	Attach (Notes 6,7,8)	Membrane	Application	
C-112.	Min. 2,500 psi structural concrete	Min. 1.5-inch Poly ISO 1, Poly ISO 1-DWD or Min. 1-inch Insulfoam I, II, IX, VIII, XIV or XV	Helix Max LRA (SPLATTER)	Insulation: (Optional) Additional layer(s) base insulation Coverboard: Min. 0.25-inch DensDeck Prime	Helix Max LRA (SPLATTER)	Mule-Hide TPO-c Fleece Back	Helix Max LRA (FULL)	-390.0
C-113.	Min. 2,500 psi structural concrete	Min. 0.5-inch Poly ISO 1, Poly ISO 1-DWD or Min. 1-inch Insulfoam I, II, IX, VIII, XIV or XV	Helix Max LRA or Helix Max LRA-DT (RIBBON)	Insulation: (Optional) Additional layer(s) base insulation Coverboard: Min. 0.25-inch SECUROCK Gypsum-Fiber Roof Board	Helix Max LRA or Helix Max LRA-DT (RIBBON)	Mule-Hide TPO-c Fleece Back	Helix Max LRA (FULL)	-127.5
C-114.	Min. 2,500 psi structural concrete	Min. 1.5-inch Poly ISO 1, Poly ISO 1-DWD or Min. 1-inch Insulfoam I, II, IX, VIII, XIV or XV	Helix Max LRA (RIBBON)	Insulation: (Optional) Additional layer(s) base insulation Coverboard: Min. 7/16-inch APA rated OSB	Helix Max LRA (RIBBON)	Mule-Hide TPO-c Fleece Back	Helix Max LRA (FULL)	-397.5
C-115.	Min. 2,500 psi structural concrete	Min. 1.5-inch Poly ISO 1, Poly ISO 1-DWD or Min. 1-inch Insulfoam I, II, IX, VIII, XIV or XV	Helix Max LRA-DT (RIBBON)	Insulation: (Optional) Additional layer(s) base insulation Coverboard: Min. 7/16-inch APA rated OSB	Helix Max LRA-DT (RIBBON)	Mule-Hide TPO-c Fleece Back	Helix Max LRA (FULL)	-277.5
C-116.	Min. 2,500 psi structural concrete	Min. 1.5-inch Poly ISO 1, Poly ISO 1-DWD or Min. 1-inch Insulfoam I, II, IX, VIII, XIV or XV	Helix Max LRA-DT (FULL)	Insulation: (Optional) Additional layer(s) base insulation Coverboard: Min. 7/16-inch APA rated OSB	Helix Max LRA-DT (FULL)	Mule-Hide TPO-c Fleece Back	Helix Max LRA (FULL)	-397.5
C-117.	Min. 2,500 psi structural concrete	Min. 1.5-inch Poly ISO 1, Poly ISO 1-DWD or Min. 1-inch Insulfoam I, II, IX, VIII, XIV or XV	Helix Max LRA (SPLATTER)	Insulation: (Optional) Additional layer(s) base insulation Coverboard: Min. 7/16-inch APA rated OSB	Helix Max LRA (SPLATTER)	Mule-Hide TPO-c Fleece Back	Helix Max LRA (FULL)	-390.0
C-118.	Min. 2,500 psi structural concrete	Min. 0.5-inch Poly ISO 1-HD	Helix Max LRA-DT (RIBBON)	Insulation: Min. 1.6-inch Optim-R Coverboard: Min. 0.5-inch Poly ISO 1-HD	Helix Max LRA-DT (RIBBON)	Mule-Hide TPO-c Fleece Back	Helix Max LRA (FULL)	-127.5
C-119.	Min. 2,500 psi structural concrete	Min. 0.5-inch Poly ISO 1-HD	Helix Max LRA-DT (FULL)	Insulation: Min. 1.6-inch Optim-R Coverboard: Min. 0.5-inch Poly ISO 1-HD	Helix Max LRA-DT (FULL)	Mule-Hide TPO-c Fleece Back	Helix Max LRA (FULL)	-390.0
C-120.	Min. 2,500 psi structural concrete	(Optional) Min. 0.5-inch Poly ISO 1, Poly ISO 1-DWD or Min. 1-inch Insulfoam I, II, IX, VIII, XIV or XV	Helix Max LRA or Helix Max LRA-DT (RIBBON)	Insulation: (Optional) Additional layer(s) base insulation Coverboard: Min. 0.5-inch Poly ISO 1-HD, Poly ISO 1-HD Plus or EcoStorm VSH	Helix Max LRA or Helix Max LRA-DT (RIBBON)	Mule-Hide TPO-c Fleece Back	Helix Max LRA (FULL)	-157.5

2026 FBC NON-HVHZ

TABLE 3A: STRUCTURAL CONCRETE DECKS – NEW CONSTRUCTION OR REROOF (TEAR-OFF) SYSTEM TYPE A-1: BONDED INSULATION, BONDED ROOF COVER REFER TO NOTE 16A FOR VAPOR BARRIER OPTIONS								
System No.	Deck (Note 1)	Base Insulation Layer		Top Insulation Layer(s)		Roof Cover (Note 15)		MDP (psf)
		Type	Attach (Notes 6,7,8)	Type	Attach (Notes 6,7,8)	Membrane	Application	
C-121.	Min. 2,500 psi structural concrete	Min. 0.5-inch Poly ISO 1, Poly ISO 1-DWD	Helix Max LRA or Helix Max LRA-DT (RIBBON)	Insulation: (Optional) Additional layer(s) base insulation Coverboard: Min. 0.5-inch EcoStorm VSH	Helix Max LRA or Helix Max LRA-DT (RIBBON)	Mule-Hide TPO-c Fleece Back	Helix Max LRA (FULL)	-157.5
C-122.	Min. 2,500 psi structural concrete	(Optional) Min. 1.5-inch Poly ISO 1, Poly ISO 1-DWD or Min. 1-inch Insulfoam I, II, IX, VIII, XIV or XV	Helix Max LRA (RIBBON)	Insulation: (Optional) Additional layer(s) base insulation Coverboard: Min. 0.5-inch EcoStorm VSH	Helix Max LRA (RIBBON)	Mule-Hide TPO-c Fleece Back	Helix Max LRA (FULL)	-352.5
C-123.	Min. 2,500 psi structural concrete	(Optional) Min. 1.5-inch Poly ISO 1, Poly ISO 1-DWD or Min. 1-inch Insulfoam I, II, IX, VIII, XIV or XV	Helix Max LRA-DT (RIBBON)	Insulation: (Optional) Additional layer(s) base insulation Coverboard: Min. 0.5-inch EcoStorm VSH	Helix Max LRA-DT (RIBBON)	Mule-Hide TPO-c Fleece Back	Helix Max LRA (FULL)	-277.5
C-124.	Min. 2,500 psi structural concrete	(Optional) Min. 1.5-inch Poly ISO 1, Poly ISO 1-DWD or Min. 1-inch Insulfoam I, II, IX, VIII, XIV or XV	Helix Max LRA-DT (FULL)	Insulation: (Optional) Additional layer(s) base insulation Coverboard: Min. 0.5-inch EcoStorm VSH	Helix Max LRA-DT (FULL)	Mule-Hide TPO-c Fleece Back	Helix Max LRA (FULL)	-352.5
C-125.	Min. 2,500 psi structural concrete	(Optional) Min. 0.5-inch Poly ISO 1, Poly ISO 1-DWD or Min. 1-inch Insulfoam I, II, IX, VIII, XIV or XV	Helix Max LRA or Helix Max LRA-DT (RIBBON)	Insulation: (Optional) Additional layer(s) base insulation Coverboard: Min. 1.5-inch Poly ISO 1-HD-Composite	Helix Max LRA or Helix Max LRA-DT (RIBBON)	Mule-Hide TPO-c Fleece Back	Helix Max LRA (FULL)	-112.5
C-126.	Min. 2,500 psi structural concrete	Min. 0.5-inch Poly ISO 1, Poly ISO 1-DWD	Helix Max LRA or Helix Max LRA-DT (RIBBON)	Insulation: (Optional) Additional layer(s) base insulation Coverboard: Min. 1.5-inch Poly ISO 1-NB	Helix Max LRA or Helix Max LRA-DT (RIBBON)	Mule-Hide TPO-c Fleece Back	Helix Max LRA (FULL)	-157.5
C-127.	Min. 2,500 psi structural concrete	(Optional) Min. 1.5-inch Poly ISO 1, Poly ISO 1-DWD or Min. 1-inch Insulfoam I, II, IX, VIII, XIV or XV	Helix Max LRA or Helix Max LRA-DT (RIBBON)	Insulation: (Optional) Additional layer(s) base insulation Coverboard: Min. 1.5-inch Poly ISO 1-NB	Helix Max LRA or Helix Max LRA-DT (RIBBON)	Mule-Hide TPO-c Fleece Back	Helix Max LRA (FULL)	-187.5
C-128.	Min. 2,500 psi structural concrete	Min. 0.5-inch Poly ISO 1, Poly ISO 1-DWD	Helix Max LRA or Helix Max LRA-DT (RIBBON)	(Optional) Additional layer(s) base insulation	Helix Max LRA or Helix Max LRA-DT (RIBBON)	Mule-Hide TPO-c Fleece Back	Helix Max LRA-DT (FULL)	-157.5
C-129.	Min. 2,500 psi structural concrete	Min. 1.5-inch Poly ISO 1, Poly ISO 1-DWD	Helix Max LRA (RIBBON)	(Optional) Additional layer(s) base insulation	Helix Max LRA (RIBBON)	Mule-Hide TPO-c Fleece Back	Helix Max LRA-DT (FULL)	-397.5
C-130.	Min. 2,500 psi structural concrete	Min. 1.5-inch Poly ISO 1, Poly ISO 1-DWD	Helix Max LRA-DT (RIBBON)	(Optional) Additional layer(s) base insulation	Helix Max LRA-DT (RIBBON)	Mule-Hide TPO-c Fleece Back	Helix Max LRA-DT (FULL)	-277.5

2026 FBC NON-HVHZ

TABLE 3A: STRUCTURAL CONCRETE DECKS – NEW CONSTRUCTION OR REROOF (TEAR-OFF) SYSTEM TYPE A-1: BONDED INSULATION, BONDED ROOF COVER REFER TO NOTE 16A FOR VAPOR BARRIER OPTIONS								
System No.	Deck (Note 1)	Base Insulation Layer		Top Insulation Layer(s)		Roof Cover (Note 15)		MDP (psf)
		Type	Attach (Notes 6,7,8)	Type	Attach (Notes 6,7,8)	Membrane	Application	
C-131.	Min. 2,500 psi structural concrete	Min. 1.5-inch Poly ISO 1, Poly ISO 1-DWD	Helix Max LRA-DT (FULL)	(Optional) Additional layer(s) base insulation	Helix Max LRA-DT (FULL)	Mule-Hide TPO-c Fleece Back	Helix Max LRA-DT (FULL)	-397.5
C-132.	Min. 2,500 psi structural concrete	Min. 1.5-inch Poly ISO 1, Poly ISO 1-DWD	Helix Max LRA (SPLATTER)	(Optional) Additional layer(s) base insulation	Helix Max LRA (SPLATTER)	Mule-Hide TPO-c Fleece Back	Helix Max LRA-DT (FULL)	-390.0
C-133.	Min. 2,500 psi structural concrete	Min. 0.5-inch Poly ISO 1, Poly ISO 1-DWD	Helix Max LRA or Helix Max LRA-DT (RIBBON)	Insulation: (Optional) Additional layer(s) base insulation Coverboard: Min. 0.25-inch DensDeck Prime	Helix Max LRA or Helix Max LRA-DT (RIBBON)	Mule-Hide TPO-c Fleece Back	Helix Max LRA-DT (FULL)	-157.5
C-134.	Min. 2,500 psi structural concrete	Min. 1.5-inch Poly ISO 1, Poly ISO 1-DWD or Min. 1-inch Insulfoam I, II, IX, VIII, XIV or XV	Helix Max LRA (RIBBON)	Insulation: (Optional) Additional layer(s) base insulation Coverboard: Min. 0.25-inch DensDeck Prime	Helix Max LRA (RIBBON)	Mule-Hide TPO-c Fleece Back	Helix Max LRA-DT (FULL)	-397.5
C-135.	Min. 2,500 psi structural concrete	Min. 1.5-inch Poly ISO 1, Poly ISO 1-DWD or Min. 1-inch Insulfoam I, II, IX, VIII, XIV or XV	Helix Max LRA-DT (RIBBON)	Insulation: (Optional) Additional layer(s) base insulation Coverboard: Min. 0.25-inch DensDeck Prime	Helix Max LRA-DT (RIBBON)	Mule-Hide TPO-c Fleece Back	Helix Max LRA-DT (FULL)	-277.5
C-136.	Min. 2,500 psi structural concrete	Min. 1.5-inch Poly ISO 1, Poly ISO 1-DWD or Min. 1-inch Insulfoam I, II, IX, VIII, XIV or XV	Helix Max LRA-DT (FULL)	Insulation: (Optional) Additional layer(s) base insulation Coverboard: Min. 0.25-inch DensDeck Prime	Helix Max LRA-DT (FULL)	Mule-Hide TPO-c Fleece Back	Helix Max LRA-DT (FULL)	-397.5
C-137.	Min. 2,500 psi structural concrete	Min. 1.5-inch Poly ISO 1, Poly ISO 1-DWD or Min. 1-inch Insulfoam I, II, IX, VIII, XIV or XV	Helix Max LRA (SPLATTER)	Insulation: (Optional) Additional layer(s) base insulation Coverboard: Min. 0.25-inch DensDeck Prime	Helix Max LRA (SPLATTER)	Mule-Hide TPO-c Fleece Back	Helix Max LRA-DT (FULL)	-390.0
C-138.	Min. 2,500 psi structural concrete	Min. 0.5-inch Poly ISO 1, Poly ISO 1-DWD	Helix Max LRA or Helix Max LRA-DT (RIBBON)	Insulation: (Optional) Additional layer(s) base insulation Coverboard: Min. 0.25-inch SECUROCK Gypsum-Fiber Roof Board	Helix Max LRA or Helix Max LRA-DT (RIBBON)	Mule-Hide TPO-c Fleece Back	Helix Max LRA-DT (FULL)	-157.5
C-139.	Min. 2,500 psi structural concrete	Min. 1.5-inch Poly ISO 1, Poly ISO 1-DWD or Min. 1-inch Insulfoam I, II, IX, VIII, XIV or XV	Helix Max LRA or Helix Max LRA-DT (RIBBON)	Insulation: (Optional) Additional layer(s) base insulation Coverboard: Min. 0.25-inch SECUROCK Gypsum-Fiber Roof Board	Helix Max LRA or Helix Max LRA-DT (RIBBON)	Mule-Hide TPO-c Fleece Back	Helix Max LRA-DT (FULL)	-187.5

2026 FBC NON-HVHZ

TABLE 3A: STRUCTURAL CONCRETE DECKS – NEW CONSTRUCTION OR REROOF (TEAR-OFF) SYSTEM TYPE A-1: BONDED INSULATION, BONDED ROOF COVER REFER TO NOTE 16A FOR VAPOR BARRIER OPTIONS								
System No.	Deck (Note 1)	Base Insulation Layer		Top Insulation Layer(s)		Roof Cover (Note 15)		MDP (psf)
		Type	Attach (Notes 6,7,8)	Type	Attach (Notes 6,7,8)	Membrane	Application	
C-140.	Min. 2,500 psi structural concrete	Min. 1.5-inch Poly ISO 1, Poly ISO 1-DWD or Min. 1-inch Insulfoam I, II, IX, VIII, XIV or XV	Helix Max LRA (RIBBON)	Insulation: (Optional) Additional layer(s) base insulation Coverboard: Min. 7/16-inch APA rated OSB	Helix Max LRA (RIBBON)	Mule-Hide TPO-c Fleece Back	Helix Max LRA-DT (FULL)	-397.5
C-141.	Min. 2,500 psi structural concrete	Min. 1.5-inch Poly ISO 1, Poly ISO 1-DWD or Min. 1-inch Insulfoam I, II, IX, VIII, XIV or XV	Helix Max LRA-DT (RIBBON)	Insulation: (Optional) Additional layer(s) base insulation Coverboard: Min. 7/16-inch APA rated OSB	Helix Max LRA-DT (RIBBON)	Mule-Hide TPO-c Fleece Back	Helix Max LRA-DT (FULL)	-277.5
C-142.	Min. 2,500 psi structural concrete	Min. 1.5-inch Poly ISO 1, Poly ISO 1-DWD or Min. 1-inch Insulfoam I, II, IX, VIII, XIV or XV	Helix Max LRA-DT (FULL)	Insulation: (Optional) Additional layer(s) base insulation Coverboard: Min. 7/16-inch APA rated OSB	Helix Max LRA-DT (FULL)	Mule-Hide TPO-c Fleece Back	Helix Max LRA-DT (FULL)	-397.5
C-143.	Min. 2,500 psi structural concrete	Min. 1.5-inch Poly ISO 1, Poly ISO 1-DWD or Min. 1-inch Insulfoam I, II, IX, VIII, XIV or XV	Helix Max LRA (SPLATTER)	Insulation: (Optional) Additional layer(s) base insulation Coverboard: Min. 7/16-inch APA rated OSB	Helix Max LRA (SPLATTER)	Mule-Hide TPO-c Fleece Back	Helix Max LRA-DT (FULL)	-390.0
C-144.	Min. 2,500 psi structural concrete	Min. 0.5-inch Poly ISO 1-HD	Helix Max LRA-DT (RIBBON)	Insulation: Min. 1.6-inch Optim-R Coverboard: Min. 0.5-inch Poly ISO 1-HD	Helix Max LRA-DT (RIBBON)	Mule-Hide TPO-c Fleece Back	Helix Max LRA-DT (FULL)	-127.5
C-145.	Min. 2,500 psi structural concrete	Min. 0.5-inch Poly ISO 1-HD	Helix Max LRA-DT (FULL)	Insulation: Min. 1.6-inch Optim-R Coverboard: Min. 0.5-inch Poly ISO 1-HD	Helix Max LRA-DT (FULL)	Mule-Hide TPO-c Fleece Back	Helix Max LRA-DT (FULL)	-390.0
C-146.	Min. 2,500 psi structural concrete	Min. 0.5-inch Poly ISO 1, Poly ISO 1-DWD	Helix Max LRA or Helix Max LRA-DT (RIBBON)	Insulation: (Optional) Additional layer(s) base insulation Coverboard: Min. 0.5-inch Poly ISO 1-HD, Poly ISO 1-HD Plus or EcoStorm VSH	Helix Max LRA or Helix Max LRA-DT (RIBBON)	Mule-Hide TPO-c Fleece Back	Helix Max LRA-DT (FULL)	-157.5
C-147.	Min. 2,500 psi structural concrete	(Optional) Min. 1.5-inch Poly ISO 1, Poly ISO 1-DWD or Min. 1-inch Insulfoam I, II, IX, VIII, XIV or XV	Helix Max LRA (RIBBON)	Insulation: (Optional) Additional layer(s) base insulation Coverboard: Min. 0.5-inch Poly ISO 1-HD, Poly ISO 1-HD Plus or EcoStorm VSH	Helix Max LRA (RIBBON)	Mule-Hide TPO-c Fleece Back	Helix Max LRA-DT (FULL)	-397.5
C-148.	Min. 2,500 psi structural concrete	(Optional) Min. 1.5-inch Poly ISO 1, Poly ISO 1-DWD or Min. 1-inch Insulfoam I, II, IX, VIII, XIV or XV	Helix Max LRA-DT (RIBBON)	Insulation: (Optional) Additional layer(s) base insulation Coverboard: Min. 0.5-inch Poly ISO 1-HD, Poly ISO 1-HD Plus or EcoStorm VSH	Helix Max LRA-DT (RIBBON)	Mule-Hide TPO-c Fleece Back	Helix Max LRA-DT (FULL)	-277.5

2026 FBC NON-HVHZ

TABLE 3A: STRUCTURAL CONCRETE DECKS – NEW CONSTRUCTION OR REROOF (TEAR-OFF) SYSTEM TYPE A-1: BONDED INSULATION, BONDED ROOF COVER REFER TO NOTE 16A FOR VAPOR BARRIER OPTIONS								
System No.	Deck (Note 1)	Base Insulation Layer		Top Insulation Layer(s)		Roof Cover (Note 15)		MDP (psf)
		Type	Attach (Notes 6,7,8)	Type	Attach (Notes 6,7,8)	Membrane	Application	
C-149.	Min. 2,500 psi structural concrete	(Optional) Min. 1.5-inch Poly ISO 1, Poly ISO 1-DWD or Min. 1-inch Insulfoam I, II, IX, VIII, XIV or XV	Helix Max LRA-DT (FULL)	Insulation: (Optional) Additional layer(s) base insulation Coverboard: Min. 0.5-inch Poly ISO 1-HD, Poly ISO 1-HD Plus or EcoStorm VSH	Helix Max LRA-DT (FULL)	Mule-Hide TPO-c Fleece Back	Helix Max LRA-DT (FULL)	-397.5
C-150.	Min. 2,500 psi structural concrete	(Optional) Min. 1.5-inch Poly ISO 1, Poly ISO 1-DWD or Min. 1-inch Insulfoam I, II, IX, VIII, XIV or XV	Helix Max LRA (SPLATTER)	Insulation: (Optional) Additional layer(s) base insulation Coverboard: Min. 0.5-inch Poly ISO 1-HD, Poly ISO 1-HD Plus or EcoStorm VSH	Helix Max LRA (SPLATTER)	Mule-Hide TPO-c Fleece Back	Helix Max LRA-DT (FULL)	-390.0
C-151.	Min. 2,500 psi structural concrete	Min. 0.5-inch Poly ISO 1, Poly ISO 1-DWD	Helix Max LRA or Helix Max LRA-DT (RIBBON)	Insulation: (Optional) Additional layer(s) base insulation Coverboard: Min. 0.5-inch EcoStorm VSH	Helix Max LRA or Helix Max LRA-DT (RIBBON)	Mule-Hide TPO-c Fleece Back	Helix Max LRA-DT (FULL)	-157.5
C-152.	Min. 2,500 psi structural concrete	(Optional) Min. 1.5-inch Poly ISO 1, Poly ISO 1-DWD or Min. 1-inch Insulfoam I, II, IX, VIII, XIV or XV	Helix Max LRA (RIBBON)	Insulation: (Optional) Additional layer(s) base insulation Coverboard: Min. 0.5-inch EcoStorm VSH	Helix Max LRA (RIBBON)	Mule-Hide TPO-c Fleece Back	Helix Max LRA-DT (FULL)	-352.5
C-153.	Min. 2,500 psi structural concrete	(Optional) Min. 1.5-inch Poly ISO 1, Poly ISO 1-DWD or Min. 1-inch Insulfoam I, II, IX, VIII, XIV or XV	Helix Max LRA-DT (RIBBON)	Insulation: (Optional) Additional layer(s) base insulation Coverboard: Min. 0.5-inch EcoStorm VSH	Helix Max LRA-DT (RIBBON)	Mule-Hide TPO-c Fleece Back	Helix Max LRA-DT (FULL)	-277.5
C-154.	Min. 2,500 psi structural concrete	(Optional) Min. 1.5-inch Poly ISO 1, Poly ISO 1-DWD or Min. 1-inch Insulfoam I, II, IX, VIII, XIV or XV	Helix Max LRA-DT (FULL)	Insulation: (Optional) Additional layer(s) base insulation Coverboard: Min. 0.5-inch EcoStorm VSH	Helix Max LRA-DT (FULL)	Mule-Hide TPO-c Fleece Back	Helix Max LRA-DT (FULL)	-352.5
C-155.	Min. 2,500 psi structural concrete	(Optional) Min. 0.5-inch Poly ISO 1, Poly ISO 1-DWD or Min. 1-inch Insulfoam I, II, IX, VIII, XIV or XV	Helix Max LRA or Helix Max LRA-DT (RIBBON)	Insulation: (Optional) Additional layer(s) base insulation Coverboard: Min. 1.5-inch Poly ISO 1-HD-Composite	Helix Max LRA or Helix Max LRA-DT (RIBBON)	Mule-Hide TPO-c Fleece Back	Helix Max LRA-DT (FULL)	-112.5
C-156.	Min. 2,500 psi structural concrete	Min. 0.5-inch Poly ISO 1, Poly ISO 1-DWD	Helix Max LRA or Helix Max LRA-DT (RIBBON)	Insulation: (Optional) Additional layer(s) base insulation Coverboard: Min. 1.5-inch Poly ISO 1-NB	Helix Max LRA or Helix Max LRA-DT (RIBBON)	Mule-Hide TPO-c Fleece Back	Helix Max LRA-DT (FULL)	-157.5
C-157.	Min. 2,500 psi structural concrete	(Optional) Min. 1.5-inch Poly ISO 1, Poly ISO 1-DWD or Min. 1-inch Insulfoam I, II, IX, VIII, XIV or XV	Helix Max LRA or Helix Max LRA-DT (RIBBON)	Insulation: (Optional) Additional layer(s) base insulation Coverboard: Min. 1.5-inch Poly ISO 1-NB	Helix Max LRA or Helix Max LRA-DT (RIBBON)	Mule-Hide TPO-c Fleece Back	Helix Max LRA-DT (FULL)	-187.5
C-158.	Min. 2,500 psi structural concrete	Min. 0.5-inch Poly ISO 1, Poly ISO 1-DWD	Helix Max LRA or Helix Max LRA-DT (RIBBON)	(Optional) Additional layer(s) base insulation	Helix Max LRA or Helix Max LRA-DT (RIBBON)	Mule-Hide TPO-c Fleece Back	HydroBond W-B	-157.5

2026 FBC NON-HVHZ

TABLE 3A: STRUCTURAL CONCRETE DECKS – NEW CONSTRUCTION OR REROOF (TEAR-OFF) SYSTEM TYPE A-1: BONDED INSULATION, BONDED ROOF COVER REFER TO NOTE 16A FOR VAPOR BARRIER OPTIONS								
System No.	Deck (Note 1)	Base Insulation Layer		Top Insulation Layer(s)		Roof Cover (Note 15)		MDP (psf)
		Type	Attach (Notes 6,7,8)	Type	Attach (Notes 6,7,8)	Membrane	Application	
C-159.	Min. 2,500 psi structural concrete	Min. 1.5-inch Poly ISO 1, Poly ISO 1-DWD	Helix Max LRA (RIBBON)	(Optional) Additional layer(s) base insulation	Helix Max LRA (RIBBON)	Mule-Hide TPO-c Fleece Back	HydroBond W-B	-280.0
C-160.	Min. 2,500 psi structural concrete	Min. 1.5-inch Poly ISO 1, Poly ISO 1-DWD	Helix Max LRA-DT (RIBBON)	(Optional) Additional layer(s) base insulation	Helix Max LRA-DT (RIBBON)	Mule-Hide TPO-c Fleece Back	HydroBond W-B	-277.5
C-161.	Min. 2,500 psi structural concrete	Min. 1.5-inch Poly ISO 1, Poly ISO 1-DWD	Helix Max LRA-DT (FULL)	(Optional) Additional layer(s) base insulation	Helix Max LRA-DT (FULL)	Mule-Hide TPO-c Fleece Back	HydroBond W-B	-280.0
C-162.	Min. 2,500 psi structural concrete	Min. 1.5-inch Poly ISO 1, Poly ISO 1-DWD or Min. 1-inch Insulfoam I, II, IX, VIII, XIV or XV	Helix Max LRA (SPLATTER)	(Optional) Additional layer(s) base insulation	Helix Max LRA (SPLATTER)	Mule-Hide TPO-c Fleece Back	HydroBond W-B	-280.0
C-163.	Min. 2,500 psi structural concrete	Min. 0.5-inch Poly ISO 1, Poly ISO 1-DWD or Min. 1-inch Insulfoam I, II, IX, VIII, XIV or XV	Helix Max LRA or Helix Max LRA-DT (RIBBON)	Insulation: (Optional) Additional layer(s) base insulation Coverboard: Min. 0.25-inch DensDeck Prime	Helix Max LRA or Helix Max LRA-DT (RIBBON)	Mule-Hide TPO-c Fleece Back	HydroBond W-B	-157.5
C-164.	Min. 2,500 psi structural concrete	Min. 0.5-inch Poly ISO 1, Poly ISO 1-DWD	Helix Max LRA or Helix Max LRA-DT (RIBBON)	Insulation: (Optional) Additional layer(s) base insulation Coverboard: Min. 0.25-inch SECUROCK Gypsum-Fiber Roof Board	Helix Max LRA or Helix Max LRA-DT (RIBBON)	Mule-Hide TPO-c Fleece Back	HydroBond W-B	-157.5
C-165.	Min. 2,500 psi structural concrete	Min. 1.5-inch Poly ISO 1, Poly ISO 1-DWD or Min. 1-inch Insulfoam I, II, IX, VIII, XIV or XV	Helix Max LRA (RIBBON)	Insulation: (Optional) Additional layer(s) base insulation Coverboard: Min. 0.25-inch SECUROCK Gypsum-Fiber Roof Board	Helix Max LRA (RIBBON)	Mule-Hide TPO-c Fleece Back	HydroBond W-B	-395.0
C-166.	Min. 2,500 psi structural concrete	Min. 1.5-inch Poly ISO 1, Poly ISO 1-DWD or Min. 1-inch Insulfoam I, II, IX, VIII, XIV or XV	Helix Max LRA-DT (RIBBON)	Insulation: (Optional) Additional layer(s) base insulation Coverboard: Min. 0.25-inch SECUROCK Gypsum-Fiber Roof Board	Helix Max LRA-DT (RIBBON)	Mule-Hide TPO-c Fleece Back	HydroBond W-B	-277.5
C-167.	Min. 2,500 psi structural concrete	Min. 1.5-inch Poly ISO 1, Poly ISO 1-DWD or Min. 1-inch Insulfoam I, II, IX, VIII, XIV or XV	Helix Max LRA-DT (FULL)	Insulation: (Optional) Additional layer(s) base insulation Coverboard: Min. 0.25-inch SECUROCK Gypsum-Fiber Roof Board	Helix Max LRA-DT (FULL)	Mule-Hide TPO-c Fleece Back	HydroBond W-B	-395.0

2026 FBC NON-HVHZ

TABLE 3A: STRUCTURAL CONCRETE DECKS – NEW CONSTRUCTION OR REROOF (TEAR-OFF) SYSTEM TYPE A-1: BONDED INSULATION, BONDED ROOF COVER REFER TO NOTE 16A FOR VAPOR BARRIER OPTIONS								
System No.	Deck (Note 1)	Base Insulation Layer		Top Insulation Layer(s)		Roof Cover (Note 15)		MDP (psf)
		Type	Attach (Notes 6,7,8)	Type	Attach (Notes 6,7,8)	Membrane	Application	
C-168.	Min. 2,500 psi structural concrete	Min. 1.5-inch Poly ISO 1, Poly ISO 1-DWD or Min. 1-inch Insulfoam I, II, IX, VIII, XIV or XV	Helix Max LRA (SPLATTER)	Insulation: (Optional) Additional layer(s) base insulation Coverboard: Min. 0.25-inch SECUROCK Gypsum-Fiber Roof Board	Helix Max LRA (SPLATTER)	Mule-Hide TPO-c Fleece Back	HydroBond W-B	-390.0
C-169.	Min. 2,500 psi structural concrete	Min. 0.5-inch Poly ISO 1-HD	Helix Max LRA-DT (RIBBON)	Insulation: Min. 1.6-inch Optim-R Coverboard: Min. 0.5-inch Poly ISO 1-HD	Helix Max LRA-DT (RIBBON)	Mule-Hide TPO-c Fleece Back	HydroBond W-B	-127.5
C-170.	Min. 2,500 psi structural concrete	Min. 0.5-inch Poly ISO 1-HD	Helix Max LRA-DT (FULL)	Insulation: Min. 1.6-inch Optim-R Coverboard: Min. 0.5-inch Poly ISO 1-HD	Helix Max LRA-DT (FULL)	Mule-Hide TPO-c Fleece Back	HydroBond W-B	-397.5
C-171.	Min. 2,500 psi structural concrete	Min. 0.5-inch Poly ISO 1, Poly ISO 1-DWD or Min. 1-inch Insulfoam I, II, IX, VIII, XIV or XV	Helix Max LRA or Helix Max LRA-DT (RIBBON)	Insulation: (Optional) Additional layer(s) base insulation Coverboard: Min. 0.5-inch Poly ISO 1-HD, Poly ISO 1-HD Plus or EcoStorm VSH	Helix Max LRA or Helix Max LRA-DT (RIBBON)	Mule-Hide TPO-c Fleece Back	HydroBond W-B	-157.5
C-172.	Min. 2,500 psi structural concrete	(Optional) Min. 1.5-inch Poly ISO 1, Poly ISO 1-DWD or Min. 1-inch Insulfoam I, II, IX, VIII, XIV or XV	Helix Max LRA (RIBBON)	Insulation: (Optional) Additional layer(s) base insulation Coverboard: Min. 0.5-inch Poly ISO 1-HD, Poly ISO 1-HD Plus or EcoStorm VSH	Helix Max LRA (RIBBON)	Mule-Hide TPO-c Fleece Back	HydroBond W-B	-397.5
C-173.	Min. 2,500 psi structural concrete	(Optional) Min. 1.5-inch Poly ISO 1, Poly ISO 1-DWD or Min. 1-inch Insulfoam I, II, IX, VIII, XIV or XV	Helix Max LRA-DT (RIBBON)	Insulation: (Optional) Additional layer(s) base insulation Coverboard: Min. 0.5-inch Poly ISO 1-HD, Poly ISO 1-HD Plus or EcoStorm VSH	Helix Max LRA-DT (RIBBON)	Mule-Hide TPO-c Fleece Back	HydroBond W-B	-277.5
C-174.	Min. 2,500 psi structural concrete	(Optional) Min. 1.5-inch Poly ISO 1, Poly ISO 1-DWD or Min. 1-inch Insulfoam I, II, IX, VIII, XIV or XV	Helix Max LRA-DT (FULL)	Insulation: (Optional) Additional layer(s) base insulation Coverboard: Min. 0.5-inch Poly ISO 1-HD, Poly ISO 1-HD Plus or EcoStorm VSH	Helix Max LRA-DT (FULL)	Mule-Hide TPO-c Fleece Back	HydroBond W-B	-397.5
C-175.	Min. 2,500 psi structural concrete	(Optional) Min. 1.5-inch Poly ISO 1, Poly ISO 1-DWD or Min. 1-inch Insulfoam I, II, IX, VIII, XIV or XV	Helix Max LRA (SPLATTER)	Insulation: (Optional) Additional layer(s) base insulation Coverboard: Min. 0.5-inch Poly ISO 1-HD or Poly ISO 1-HD Plus	Helix Max LRA (SPLATTER)	Mule-Hide TPO-c Fleece Back	HydroBond W-B	-390.0
C-176.	Min. 2,500 psi structural concrete	Min. 0.5-inch Poly ISO 1, Poly ISO 1-DWD	Helix Max LRA or Helix Max LRA-DT (RIBBON)	Insulation: (Optional) Additional layer(s) base insulation Coverboard: Min. 0.5-inch EcoStorm VSH	Helix Max LRA or Helix Max LRA-DT (RIBBON)	Mule-Hide TPO-c Fleece Back	HydroBond W-B	-157.5

2026 FBC NON-HVHZ

TABLE 3A: STRUCTURAL CONCRETE DECKS – NEW CONSTRUCTION OR REROOF (TEAR-OFF) SYSTEM TYPE A-1: BONDED INSULATION, BONDED ROOF COVER REFER TO NOTE 16A FOR VAPOR BARRIER OPTIONS								
System No.	Deck (Note 1)	Base Insulation Layer		Top Insulation Layer(s)		Roof Cover (Note 15)		MDP (psf)
		Type	Attach (Notes 6,7,8)	Type	Attach (Notes 6,7,8)	Membrane	Application	
C-177.	Min. 2,500 psi structural concrete	(Optional) Min. 1.5-inch Poly ISO 1, Poly ISO 1-DWD or Min. 1-inch Insulfoam I, II, IX, VIII, XIV or XV	Helix Max LRA (RIBBON)	Insulation: (Optional) Additional layer(s) base insulation Coverboard: Min. 0.5-inch EcoStorm VSH	Helix Max LRA (RIBBON)	Mule-Hide TPO-c Fleece Back	HydroBond W-B	-352.5
C-178.	Min. 2,500 psi structural concrete	(Optional) Min. 1.5-inch Poly ISO 1, Poly ISO 1-DWD or Min. 1-inch Insulfoam I, II, IX, VIII, XIV or XV	Helix Max LRA-DT (RIBBON)	Insulation: (Optional) Additional layer(s) base insulation Coverboard: Min. 0.5-inch EcoStorm VSH	Helix Max LRA-DT (RIBBON)	Mule-Hide TPO-c Fleece Back	HydroBond W-B	-277.5
C-179.	Min. 2,500 psi structural concrete	(Optional) Min. 1.5-inch Poly ISO 1, Poly ISO 1-DWD or Min. 1-inch Insulfoam I, II, IX, VIII, XIV or XV	Helix Max LRA-DT (FULL)	Insulation: (Optional) Additional layer(s) base insulation Coverboard: Min. 0.5-inch EcoStorm VSH	Helix Max LRA-DT (FULL)	Mule-Hide TPO-c Fleece Back	HydroBond W-B	-352.5
C-180.	Min. 2,500 psi structural concrete	(Optional) Min. 0.5-inch Poly ISO 1, Poly ISO 1-DWD or Min. 1-inch Insulfoam I, II, IX, VIII, XIV or XV	Helix Max LRA or Helix Max LRA-DT (RIBBON)	Insulation: (Optional) Additional layer(s) base insulation Coverboard: Min. 1.5-inch Poly ISO 1-HD-Composite	Helix Max LRA or Helix Max LRA-DT (RIBBON)	Mule-Hide TPO-c Fleece Back	HydroBond W-B	-112.5
C-181.	Min. 2,500 psi structural concrete	Min. 1.5-inch Poly ISO 1, Poly ISO 1-DWD	Helix LRA or Helix LRT (RIBBON)	(Optional) Additional layer(s) base insulation	Helix LRA or Helix LRT (RIBBON)	Mule-Hide TPO-c Fleece Back	Helix LRA (FULL)	-322.5
C-182.	Min. 2,500 psi structural concrete	Min. 1.5-inch Poly ISO 1, Poly ISO 1-DWD or Poly ISO 2	Helix LRA or Helix LRT (RIBBON)	Insulation: (Optional) Additional layer(s) base insulation Coverboard: Min. 0.25-inch DensDeck Prime	Helix LRA or Helix LRT (RIBBON)	Mule-Hide TPO-c Fleece Back	Helix LRA (FULL)	-195.0
C-183.	Min. 2,500 psi structural concrete	Min. 1.5-inch Poly ISO 1, Poly ISO 1-DWD or Poly ISO 2	Helix LRA or Helix LRT (FULL)	Insulation: (Optional) Additional layer(s) base insulation Coverboard: Min. 0.25-inch DensDeck Prime	Helix LRA or Helix LRT (FULL)	Mule-Hide TPO-c Fleece Back	Helix LRA (FULL)	-322.5
C-184.	Min. 2,500 psi structural concrete	Min. 1.5-inch Poly ISO 1, Poly ISO 1-DWD or Poly ISO 2	Helix LRA or Helix LRT (RIBBON)	Insulation: (Optional) Additional layer(s) base insulation Coverboard: Min. 0.25-inch SECUROCK Gypsum-Fiber Roof Board	Helix LRA or Helix LRT (RIBBON)	Mule-Hide TPO-c Fleece Back	Helix LRA (FULL)	-127.5
C-185.	Min. 2,500 psi structural concrete	(Optional) Min. 1.5-inch Poly ISO 1, Poly ISO 1-DWD or Poly ISO 2	Helix LRA or Helix LRT (RIBBON)	Insulation: (Optional) Additional layer(s) base insulation Coverboard: Min. 0.5-inch Poly ISO 1-HD, Poly ISO 1-HD Plus	Helix LRA or Helix LRT (RIBBON)	Mule-Hide TPO-c Fleece Back	Helix LRA (FULL)	-157.5

2026 FBC NON-HVHZ

TABLE 3A: STRUCTURAL CONCRETE DECKS – NEW CONSTRUCTION OR REROOF (TEAR-OFF) SYSTEM TYPE A-1: BONDED INSULATION, BONDED ROOF COVER REFER TO NOTE 16A FOR VAPOR BARRIER OPTIONS								
System No.	Deck (Note 1)	Base Insulation Layer		Top Insulation Layer(s)		Roof Cover (Note 15)		MDP (psf)
		Type	Attach (Notes 6,7,8)	Type	Attach (Notes 6,7,8)	Membrane	Application	
C-186.	Min. 2,500 psi structural concrete	(Optional) Min. 1.5-inch Poly ISO 1, Poly ISO 1-DWD or Poly ISO 2	Helix LRA or Helix LRT (RIBBON)	Insulation: (Optional) Additional layer(s) base insulation Coverboard: Min. 1.5-inch Poly ISO 1-HD-Composite	Helix LRA or Helix LRT (RIBBON)	Mule-Hide TPO-c Fleece Back	Helix LRA (FULL)	-112.5
C-187.	Min. 2,500 psi structural concrete	Min. 1.5-inch Poly ISO 1, Poly ISO 1-DWD or Poly ISO 2	Helix LRA or Helix LRT (RIBBON)	Insulation: (Optional) Additional layer(s) base insulation Coverboard: Min. 1.5-inch Poly ISO 1-NB	Helix LRA or Helix LRT (RIBBON)	Mule-Hide TPO-c Fleece Back	Helix LRA (FULL)	-187.5
C-188.	Min. 2,500 psi structural concrete	Min. 1.5-inch Poly ISO 1, Poly ISO 1-DWD	Helix LRA or Helix LRT (RIBBON)	(Optional) Additional layer(s) base insulation	Helix LRA or Helix LRT (RIBBON)	Mule-Hide TPO-c Fleece Back	Helix LRT (FULL)	-262.5
C-189.	Min. 2,500 psi structural concrete	Min. 1.5-inch Poly ISO 1, Poly ISO 1-DWD or Poly ISO 2	Helix LRA or Helix LRT (RIBBON)	Insulation: (Optional) Additional layer(s) base insulation Coverboard: Min. 0.25-inch DensDeck Prime	Helix LRA or Helix LRT (RIBBON)	Mule-Hide TPO-c Fleece Back	Helix LRT (FULL)	-195.0
C-190.	Min. 2,500 psi structural concrete	Min. 1.5-inch Poly ISO 1, Poly ISO 1-DWD or Poly ISO 2	Helix LRA or Helix LRT (FULL)	Insulation: (Optional) Additional layer(s) base insulation Coverboard: Min. 0.25-inch DensDeck Prime	Helix LRA or Helix LRT (FULL)	Mule-Hide TPO-c Fleece Back	Helix LRT (FULL)	-345.0
C-191.	Min. 2,500 psi structural concrete	Min. 1.5-inch Poly ISO 1, Poly ISO 1-DWD or Poly ISO 2	Helix LRA or Helix LRT (RIBBON)	Insulation: (Optional) Additional layer(s) base insulation Coverboard: Min. 0.25-inch SECUROCK Gypsum-Fiber Roof Board	Helix LRA or Helix LRT (RIBBON)	Mule-Hide TPO-c Fleece Back	Helix LRT (FULL)	-187.5
C-192.	Min. 2,500 psi structural concrete	(Optional) Min. 1.5-inch Poly ISO 1, Poly ISO 1-DWD or Poly ISO 2	Helix LRA or Helix LRT (RIBBON)	Insulation: (Optional) Additional layer(s) base insulation Coverboard: Min. 0.5-inch Poly ISO 1-HD, Poly ISO 1-HD Plus	Helix LRA or Helix LRT (RIBBON)	Mule-Hide TPO-c Fleece Back	Helix LRT (FULL)	-165.0
C-193.	Min. 2,500 psi structural concrete	(Optional) Min. 1.5-inch Poly ISO 1, Poly ISO 1-DWD or Poly ISO 2	Helix LRA or Helix LRT (FULL)	Insulation: (Optional) Additional layer(s) base insulation Coverboard: Min. 0.5-inch Poly ISO 1-HD, Poly ISO 1-HD Plus	Helix LRA or Helix LRT (FULL)	Mule-Hide TPO-c Fleece Back	Helix LRT (FULL)	-397.5
C-194.	Min. 2,500 psi structural concrete	(Optional) Min. 1.5-inch Poly ISO 1, Poly ISO 1-DWD or Poly ISO 2	Helix LRA or Helix LRT (RIBBON)	Insulation: (Optional) Additional layer(s) base insulation Coverboard: Min. 1.5-inch Poly ISO 1-HD-Composite	Helix LRA or Helix LRT (RIBBON)	Mule-Hide TPO-c Fleece Back	Helix LRT (FULL)	-112.5

2026 FBC NON-HVHZ

TABLE 3A: STRUCTURAL CONCRETE DECKS – NEW CONSTRUCTION OR REROOF (TEAR-OFF) SYSTEM TYPE A-1: BONDED INSULATION, BONDED ROOF COVER REFER TO NOTE 16A FOR VAPOR BARRIER OPTIONS								
System No.	Deck (Note 1)	Base Insulation Layer		Top Insulation Layer(s)		Roof Cover (Note 15)		MDP (psf)
		Type	Attach (Notes 6,7,8)	Type	Attach (Notes 6,7,8)	Membrane	Application	
C-195.	Min. 2,500 psi structural concrete	(Optional) Min. 1.5-inch Poly ISO 1, Poly ISO 1-DWD or Poly ISO 2	Helix LRA or Helix LRT (RIBBON)	Insulation: (Optional) Additional layer(s) base insulation Coverboard: Min. 1.5-inch Poly ISO 1-NB	Helix LRA or Helix LRT (RIBBON)	Mule-Hide TPO-c Fleece Back	Helix LRT (FULL)	-187.5
C-196.	Min. 2,500 psi structural concrete	Min. 1.5-inch Poly ISO 1, Poly ISO 1-DWD	Helix LRA or Helix LRT (RIBBON)	(Optional) Additional layer(s) base insulation	Helix LRA or Helix LRT (RIBBON)	Mule-Hide TPO-c Fleece Back	HydroBond W-B	-280.0
C-197.	Min. 2,500 psi structural concrete	Min. 1.5-inch Poly ISO 1, Poly ISO 1-DWD or Poly ISO 2	Helix LRA or Helix LRT (RIBBON)	Insulation: (Optional) Additional layer(s) base insulation Coverboard: Min. 0.25-inch DensDeck Prime	Helix LRA or Helix LRT (RIBBON)	Mule-Hide TPO-c Fleece Back	HydroBond W-B	-157.5
C-198.	Min. 2,500 psi structural concrete	Min. 1.5-inch Poly ISO 1, Poly ISO 1-DWD or Poly ISO 2	Helix LRA or Helix LRT (RIBBON)	Insulation: (Optional) Additional layer(s) base insulation Coverboard: Min. 0.25-inch SECUROCK Gypsum-Fiber Roof Board	Helix LRA or Helix LRT (RIBBON)	Mule-Hide TPO-c Fleece Back	HydroBond W-B	-195.0
C-199.	Min. 2,500 psi structural concrete	Min. 1.5-inch Poly ISO 1, Poly ISO 1-DWD or Poly ISO 2	Helix LRA or Helix LRT (FULL)	Insulation: (Optional) Additional layer(s) base insulation Coverboard: Min. 0.25-inch SECUROCK Gypsum-Fiber Roof Board	Helix LRA or Helix LRT (FULL)	Mule-Hide TPO-c Fleece Back	HydroBond W-B	-395.0
C-200.	Min. 2,500 psi structural concrete	(Optional) Min. 1.5-inch Poly ISO 1, Poly ISO 1-DWD or Poly ISO 2	Helix LRA or Helix LRT (RIBBON)	Insulation: (Optional) Additional layer(s) base insulation Coverboard: Min. 0.5-inch Poly ISO 1-HD, Poly ISO 1-HD Plus	Helix LRA or Helix LRT (RIBBON)	Mule-Hide TPO-c Fleece Back	HydroBond W-B	-165.0
C-201.	Min. 2,500 psi structural concrete	(Optional) Min. 1.5-inch Poly ISO 1, Poly ISO 1-DWD or Poly ISO 2	Helix LRA or Helix LRT (FULL)	Insulation: (Optional) Additional layer(s) base insulation Coverboard: Min. 0.5-inch Poly ISO 1-HD, Poly ISO 1-HD Plus	Helix LRA or Helix LRT (FULL)	Mule-Hide TPO-c Fleece Back	HydroBond W-B	-397.5
C-202.	Min. 2,500 psi structural concrete	(Optional) Min. 1.5-inch Poly ISO 1, Poly ISO 1-DWD or Poly ISO 2	Helix LRA or Helix LRT (RIBBON)	Insulation: (Optional) Additional layer(s) base insulation Coverboard: Min. 1.5-inch Poly ISO 1-HD-Composite	Helix LRA or Helix LRT (RIBBON)	Mule-Hide TPO-c Fleece Back	HydroBond W-B	-112.5
MULE-HIDE TPO-C FLEECE BACK PLUS MEMBRANE APPLICATIONS:								
C-203.	Min. 2,500 psi structural concrete	Min. 0.5-inch HP Recovery Board	Hot Asphalt	None	Hot Asphalt	Mule-Hide TPO-c Fleece Back Plus	Hot Asphalt	-150.0

2026 FBC NON-HVHZ

TABLE 3A: STRUCTURAL CONCRETE DECKS – NEW CONSTRUCTION OR REROOF (TEAR-OFF) SYSTEM TYPE A-1: BONDED INSULATION, BONDED ROOF COVER REFER TO NOTE 16A FOR VAPOR BARRIER OPTIONS								
System No.	Deck (Note 1)	Base Insulation Layer		Top Insulation Layer(s)		Roof Cover (Note 15)		MDP (psf)
		Type	Attach (Notes 6,7,8)	Type	Attach (Notes 6,7,8)	Membrane	Application	
C-204.	Min. 2,500 psi structural concrete	One or more layers min. 1.5-inch Poly ISO 1, Poly ISO 1-DWD, Poly ISO 2	Hot Asphalt	Insulation: (Optional) Additional layer(s) base insulation Coverboard: Min. 0.5-inch HP Recovery Board	Hot Asphalt	Mule-Hide TPO-c Fleece Back Plus	Hot Asphalt	-150.0
MULE-HIDE SA-TPO MEMBRANE APPLICATIONS:								
C-205.	Min. 2,500 psi structural concrete	(Optional) One or more layers, min. 1-inch Insulfoam I, II, IX, VIII, XIV or XV	Helix Max LRA (FULL)	Insulation: (Optional) Additional layer(s) base insulation Coverboard: Min. 2-inch Insulfoam SP	Helix Max LRA (FULL)	Mule-Hide SA-TPO	Self-adhered	-315.0
MULE-HIDE TPO-C FLEECE BACK RL APPLICATIONS:								
C-206.	Min. 2,500 psi structural concrete	(Optional) Min. 0.5-inch Poly ISO 1, Poly ISO 1-DWD or min. 1-inch Insulfoam I, II, IX, VIII, XIV or XV	Helix Max LRA or Helix Max LRA-DT (RIBBON)	Insulation: (Optional) Additional layer(s) base insulation Coverboard: Min. 2-inch InsulBase RL	Helix Max LRA or Helix Max LRA-DT (RIBBON)	Mule-Hide TPO-c Fleece Back RL		-142.5
C-207.	Min. 2,500 psi structural concrete	(Optional) Min. 1.5-inch Poly ISO 1, Poly ISO 1-DWD or Poly ISO 2	Helix LRA or Helix LRT (RIBBON)	Insulation: (Optional) Additional layer(s) base insulation Coverboard: Min. 2-inch InsulBase RL	Helix LRA or Helix LRT (RIBBON)	Mule-Hide TPO-c Fleece Back RL		-142.5

TABLE 3B: STRUCTURAL CONCRETE DECKS – NEW CONSTRUCTION OR REROOF (TEAR-OFF) SYSTEM TYPE A-1: BONDED INSULATION, BONDED BASE PLY, BONDED ROOF COVER REFER TO NOTE 16A FOR VAPOR BARRIER OPTIONS								
System No.	Deck (Note 1)	Base Insulation Layer		Top Insulation Layer(s)		Roof Cover (Note 15)		MDP (psf)
		Type	Attach (Notes 6,7,8)	Type	Attach (Notes 6,7,8)	Base Ply	Top Ply	
MULE-HIDE TPO-C FLEECE BACK MEMBRANE APPLICATIONS (FULL BOND):								
C-208.	Min. 2,500 psi structural concrete	Min. 1.5-inch Poly ISO 1, Poly ISO 1-DWD	Helix Max LRA or Helix Max LRA-DT (RIBBON)	Insulation: (Optional) Additional layer(s) base insulation Coverboard: Min. 0.5-inch DensDeck Prime or SECUROCK Gypsum-Fiber Roof Board	Helix Max LRA or Helix Max LRA-DT (RIBBON)	Carlisle SureMB 90TG or 120TG / torch-applied	Mule-Hide TPO-c Fleece Back / Helix Max LRA or Helix Max LRA-DT (FULL)	-165.0
C-209.	Min. 2,500 psi structural concrete	Min. 1.5-inch Poly ISO 1, Poly ISO 1-DWD or Poly ISO 2	Helix LRA or Helix LRT (RIBBON)	Insulation: (Optional) Additional layer(s) base insulation Coverboard: Min. 0.5-inch DensDeck Prime or SECUROCK Gypsum-Fiber Roof Board	Helix LRA or Helix LRT (RIBBON)	Carlisle SureMB 90TG or 120TG / torch-applied	Mule-Hide TPO-c Fleece Back / Helix Max LRA or Helix Max LRA-DT (FULL)	-165.0

2026 NON-HVHZ

TABLE 3B: STRUCTURAL CONCRETE DECKS – NEW CONSTRUCTION OR REROOF (TEAR-OFF) SYSTEM TYPE A-1: BONDED INSULATION, BONDED BASE PLY, BONDED ROOF COVER REFER TO NOTE 16A FOR VAPOR BARRIER OPTIONS								
System No.	Deck (Note 1)	Base Insulation Layer		Top Insulation Layer(s)		Roof Cover (Note 15)		MDP (psf)
		Type	Attach (Notes 6,7,8)	Type	Attach (Notes 6,7,8)	Base Ply	Top Ply	
MULE-HIDE TPO-C FLEECE BACK PLUS MEMBRANE APPLICATIONS:								
C-210.	Min. 2,500 psi structural concrete	Min. 0.5-inch Poly ISO 1, Poly ISO 1-DWD	Helix Max LRA or Helix Max LRA-DT (RIBBON)	Insulation: (Optional) Additional layer(s) base insulation Coverboard: Min. 0.25-inch DensDeck Prime or SECUROCK Gypsum-Fiber Roof Board	Helix Max LRA or Helix Max LRA-DT (RIBBON)	Carlisle SureMB 90TG or 120TG / torch-applied	Mule-Hide TPO-c Fleece Back Plus / C-MCA or hot asphalt	-157.5
C-211.	Min. 2,500 psi structural concrete	Min. 1.5-inch Poly ISO 1, Poly ISO 1-DWD	Helix Max LRA or Helix Max LRA-DT (RIBBON)	Insulation: (Optional) Additional layer(s) base insulation Coverboard: Min. 0.25-inch DensDeck Prime	Helix Max LRA or Helix Max LRA-DT (RIBBON)	Carlisle SureMB 90TG or 120TG / torch-applied	Mule-Hide TPO-c Fleece Back Plus / C-MCA or hot asphalt	-202.5
C-212.	Min. 2,500 psi structural concrete	Min. 1.5-inch Poly ISO 1, Poly ISO 1-DWD or Poly ISO 2	Helix LRA or Helix LRT (RIBBON)	Insulation: (Optional) Additional layer(s) base insulation Coverboard: Min. 0.25-inch SECUROCK Gypsum-Fiber Roof Board	Helix LRA or Helix LRT (RIBBON)	Carlisle SureMB 90TG or 120TG / torch-applied	Mule-Hide TPO-c Fleece Back Plus / C-MCA or hot asphalt	-157.5
C-213.	Min. 2,500 psi structural concrete	Min. 1.5-inch Poly ISO 1, Poly ISO 1-DWD or Poly ISO 2	Helix LRA or Helix LRT (RIBBON)	Insulation: (Optional) Additional layer(s) base insulation Coverboard: Min. 0.25-inch DensDeck Prime	Helix LRA or Helix LRT (RIBBON)	Carlisle SureMB 90TG or 120TG / torch-applied	Mule-Hide TPO-c Fleece Back Plus / C-MCA or hot asphalt	-195.0

TABLE 3C: STRUCTURAL CONCRETE DECKS - NEW CONSTRUCTION, REROOF (Tear-Off) or RECOVER SYSTEM TYPE C-2: MECHANICALLY ATTACHED INSULATION, INDUCTION WELDED ROOF COVER						
System No.	Deck (Note 1)	Insulation Layer (Note 13, Note 17)	Attachment		Roof Cover (Note 15B)	MDP (psf)
			Fastener (Note 11)	Density		
MULE-HIDE TPO INDUCTION WELD PLATE SYSTEMS:						
C-214.	Min. 2,500 psi structural concrete	Min. 1.5-inch thick, one or more layers, any combination. Note B.	Mule-Hide HDP Fastener and Mule-Hide TPO Induction Weld Plate	1 per 5.3 ft² (6 parts per 4x8 ft board) Note B.	Mule-Hide TPO-c, Mule-Hide TPO-c Extra or Mule-Hide TPO-c (FR) induction welded with Trufast Induction Welding Tool per manufacturer's instructions.	-45.0
C-215.	Min. 2,500 psi structural concrete	Min. 1.5-inch thick, one or more layers, any combination. Note B.	Mule-Hide HDP Fastener and Mule-Hide TPO Induction Weld Plate	1 per 4.0 ft² (8 parts per 4x8 ft board) Note B.	Mule-Hide TPO-c, Mule-Hide TPO-c Extra or Mule-Hide TPO-c (FR) induction welded with Trufast Induction Welding Tool per manufacturer's instructions.	-52.5

2026 NON-HVHZ

TABLE 3C: STRUCTURAL CONCRETE DECKS - NEW CONSTRUCTION, REROOF (Tear-Off) or RECOVER SYSTEM TYPE C-2: MECHANICALLY ATTACHED INSULATION, INDUCTION WELDED ROOF COVER						
System No.	Deck (Note 1)	Insulation Layer (Note 13, Note 17)	Attachment		Roof Cover (Note 15B)	MDP (psf)
			Fastener (Note 11)	Density		
C-216.	Min. 2,500 psi structural concrete	Min. 1.5-inch thick, one or more layers, any combination. Note B.	Mule-Hide HDP Fastener and Mule-Hide TPO Induction Weld Plate	1 per 2.0 ft² (16 parts per 4x8 ft board) Note B.	Mule-Hide TPO-c, Mule-Hide TPO-c Extra or Mule-Hide TPO-c (FR) induction welded with Trufast Induction Welding Tool per manufacturer's instructions.	-105.0
C-217.	Min. 2,500 psi structural concrete	Min. 1.5-inch thick, one or more layers, any combination, preliminarily attached (Note 5)	Mule-Hide HDP Fastener and Mule-Hide TPO Induction Weld Plate	6-inch o.c. in rows 60-inch o.c.	Mule-Hide TPO-c, Mule-Hide TPO-c Extra or Mule-Hide TPO-c (FR) induction welded with Trufast Induction Welding Tool per manufacturer's instructions.	-90.0
RHINOBOND SYSTEMS:						
C-218.	Min. 2,500 psi structural concrete	Min. 1-inch thick, one or more layers, any combination.	OMG Heavy Duty Concrete Fastener or OMG CD-10 and RhinoBond Insulation Plate (TPO) or RhinoBond TreadSafe Plate (TPO)	1 per 5.3 ft² (6 parts per 4 x 8 ft board) Per FM Loss Prevention Data Sheet 1-29; Note A	Mule-Hide TPO-c or Mule-Hide TPO-c Extra induction welded with RhinoBond tool per manufacturer's instructions.	-45.0
C-219.	Min. 2,500 psi structural concrete	Min. 1-inch thick, one or more layers, any combination.	OMG Heavy Duty Concrete Fastener or OMG CD-10 and RhinoBond Insulation Plate (TPO) or RhinoBond TreadSafe Plate (TPO)	1 per 4.0 ft² (8 parts per 4 x 8 ft board) Per FM Loss Prevention Data Sheet 1-29; Note A	Mule-Hide TPO-c or Mule-Hide TPO-c Extra induction welded with RhinoBond tool per manufacturer's instructions.	-52.5
C-220.	Min. 2,500 psi structural concrete	Min. 1.5-inch thick, one or more layers, any combination. Note B.	OMG Heavy Duty Concrete Fastener or OMG CD-10 and RhinoBond Insulation Plate (TPO) or RhinoBond TreadSafe Plate (TPO)	1 per 3.2 ft² (10 parts per 4 x 8 ft board) Note B.	Mule-Hide TPO-c (minimum 60-mil) or Mule-Hide TPO-c Extra induction welded with RhinoBond tool per manufacturer's instructions.	-52.5
C-221.	Min. 2,500 psi structural concrete	Min. 1-inch thick, one or more layers, any combination.	OMG Heavy Duty Concrete Fastener or OMG CD-10 and RhinoBond Insulation Plate (TPO) or RhinoBond TreadSafe Plate (TPO)	1 per 4.0 ft² (8 parts per 4 x 8 ft board) Per FM Loss Prevention Data Sheet 1-29; Note A	Mule-Hide TPO-c or Mule-Hide TPO-c Extra induction welded with RhinoBond tool per manufacturer's instructions.	-60.0
C-222.	Min. 2,500 psi structural concrete	Min. 1.5-inch thick, one or more layers, any combination. Note B.	OMG Heavy Duty Concrete Fastener or OMG CD-10 and RhinoBond Insulation Plate (TPO) or RhinoBond TreadSafe Plate (TPO)	1 per 2.7 ft² (12 parts per 4 x 8 ft board) Note B.	Mule-Hide TPO-c (minimum 60-mil) or Mule-Hide TPO-c Extra induction welded with RhinoBond tool per manufacturer's instructions.	-67.5
C-223.	Min. 2,500 psi structural concrete	Min. 1.5-inch thick, one or more layers, any combination. Note B.	OMG Heavy Duty Concrete Fastener or OMG CD-10 and RhinoBond Insulation Plate (TPO) or RhinoBond TreadSafe Plate (TPO)	1 per 2.0 ft² (16 parts per 4 x 8 ft board) Per FM Loss Prevention Data Sheet 1-29	Mule-Hide TPO-c or Mule-Hide TPO-c Extra induction welded with RhinoBond tool per manufacturer's instructions.	-97.5
C-224.	Min. 2,500 psi structural concrete	Min. 1.5-inch thick, one or more layers, any combination, preliminarily attached	OMG Heavy Duty Concrete Fastener or OMG CD-10 and RhinoBond Insulation Plate (TPO) or RhinoBond TreadSafe Plate (TPO)	18-inch o.c. in rows 60-inch o.c.	Mule-Hide TPO-c (minimum 60-mil) or Mule-Hide TPO-c Extra induction welded with RhinoBond tool per manufacturer's instructions.	-30.0

2026 FBC NON-HVHZ

TABLE 3C: STRUCTURAL CONCRETE DECKS - NEW CONSTRUCTION, REROOF (Tear-Off) or RECOVER SYSTEM TYPE C-2: MECHANICALLY ATTACHED INSULATION, INDUCTION WELDED ROOF COVER						
System No.	Deck (Note 1)	Insulation Layer (Note 13, Note 17)	Attachment		Roof Cover (Note 15B)	MDP (psf)
			Fastener (Note 11)	Density		
C-225.	Min. 2,500 psi structural concrete	Min. 1.5-inch thick, one or more layers, any combination, preliminarily attached	OMG Heavy Duty Concrete Fastener and RhinoBond Insulation Plate (TPO) or RhinoBond TreadSafe Plate (TPO)	12-inch o.c. in rows 120-inch o.c.	Mule-Hide TPO-c (minimum 60-mil) or Mule-Hide TPO-c Extra induction welded with RhinoBond tool per manufacturer's instructions.	-30.0
C-226.	Min. 2,500 psi structural concrete	Min. 1.5-inch thick, one or more layers, any combination, preliminarily attached	OMG Heavy Duty Concrete Fastener or OMG CD-10 and RhinoBond Insulation Plate (TPO) or RhinoBond TreadSafe Plate (TPO)	6-inch o.c. in rows 120-inch o.c.	Mule-Hide TPO-c or Mule-Hide TPO-c Extra induction welded with RhinoBond tool per manufacturer's instructions.	-37.5
C-227.	Min. 2,500 psi structural concrete	Min. 1.5-inch thick, one or more layers, any combination, preliminarily attached	OMG Heavy Duty Concrete Fastener or OMG CD-10 and RhinoBond Insulation Plate (TPO) or RhinoBond TreadSafe Plate (TPO)	12-inch o.c. in rows 60-inch o.c.	Mule-Hide TPO-c or Mule-Hide TPO-c Extra induction welded with RhinoBond tool per manufacturer's instructions.	-37.5
C-228.	Min. 2,500 psi structural concrete	Min. 1.5-inch thick, one or more layers, any combination, preliminarily attached	OMG Heavy Duty Concrete Fastener or OMG CD-10 and RhinoBond Insulation Plate (TPO) or RhinoBond TreadSafe Plate (TPO)	12-inch o.c. in rows 60-inch o.c.	Mule-Hide TPO-c (minimum 60-mil) or Mule-Hide TPO-c Extra induction welded with RhinoBond tool per manufacturer's instructions.	-45.0
C-229.	Min. 2,500 psi structural concrete	Min. 1.5-inch thick, one or more layers, any combination, preliminarily attached	OMG Heavy Duty Concrete Fastener or OMG CD-10 and RhinoBond Insulation Plate (TPO) or RhinoBond TreadSafe Plate (TPO)	6-inch o.c. in rows 120-inch o.c.	Mule-Hide TPO-c (minimum 60-mil) or Mule-Hide TPO-c Extra induction welded with RhinoBond tool per manufacturer's instructions.	-52.5
C-230.	Min. 2,500 psi structural concrete	Min. 1.5-inch thick, one or more layers, any combination, preliminarily attached	OMG Heavy Duty Concrete Fastener or OMG CD-10 and RhinoBond Insulation Plate (TPO) or RhinoBond TreadSafe Plate (TPO)	6-inch o.c. in rows 60-inch o.c.	Mule-Hide TPO-c or Mule-Hide TPO-c Extra induction welded with RhinoBond tool per manufacturer's instructions.	-67.5
***ISOWELD* INDUCTION WELDING SYSTEM:**						
C-231.	Min. 2,500 psi structural concrete	Min. 1-inch thick, one or more layers, any combination.	Dekfast DF-#14-PH3 or Dekfast DF-#15-PH3 with SFS isoweld F1-P-6.8-TPO Plate	1 per 5.3 ft^2 (6 parts per 4 x 8 ft board) Per FM Loss Prevention Data Sheet 1-29; Note A	Mule-Hide TPO-c or Mule-Hide TPO-c Extra induction welded with SFS *isoweld®* 3000 stand-up tool.	-45.0
C-232.	Min. 2,500 psi structural concrete	One or more layers, any combination, min. 1.5-inch	Dekfast DF-#14-PH3 or Dekfast DF-#15-PH3 with SFS isoweld F1-P-6.8-TPO Plate	1 per 6 ft^2 2x3-ft grid, staggered	Mule-Hide TPO-c or Mule-Hide TPO-c Extra induction welded with SFS *isoweld®* 3000 stand-up tool.	-52.5
C-233.	Min. 2,500 psi structural concrete	One or more layers, any combination, min. 1.5-inch	Dekfast DF-#14-PH3 or Dekfast DF-#15-PH3 with SFS isoweld F1-P-6.8-TPO Plate	1 per 4.0 ft^2 2x2-ft grid, staggered	Mule-Hide TPO-c or Mule-Hide TPO-c Extra induction welded with SFS *isoweld®* 3000 stand-up tool.	-60.0
C-234.	Min. 2,500 psi structural concrete	One or more layers, any combination, min. 1.5-inch	Dekfast DF-#14-PH3 or Dekfast DF-#15-PH3 with SFS isoweld F1-P-6.8-TPO Plate	1 per 3.0 ft^2 1.5 x 2-ft grid, staggered	Mule-Hide TPO-c or Mule-Hide TPO-c Extra induction welded with SFS *isoweld®* 3000 stand-up tool.	-82.5

2026 FBC NON-HVHZ

TABLE 3C: STRUCTURAL CONCRETE DECKS - NEW CONSTRUCTION, REROOF (Tear-Off) or RECOVER SYSTEM TYPE C-2: MECHANICALLY ATTACHED INSULATION, INDUCTION WELDED ROOF COVER						
System No.	Deck (Note 1)	Insulation Layer (Note 13, Note 17)	Attachment		Roof Cover (Note 15B)	MDP (psf)
			Fastener (Note 11)	Density		
C-235.	Min. 2,500 psi structural concrete	Min. 1.5-inch thick, 4x8 ft dimension, one or more layers, any combination	Dekfast DF-#15-PH3 with SFS isoweld F1-P-6.8-TPO Plate	1 per 2.25 ft² 1.5 x 1.5-ft grid (first row of fasteners spaced 0.5 ft from long edges and 1 ft from the short edge)	Mule-Hide TPO-c or Mule-Hide TPO-c Extra induction welded with SFS *isoweld®* 3000 stand-up tool.	-97.5
C-236.	Min. 2,500 psi structural concrete	Min. 1.5-inch thick, one or more layers, any combination. Note B.	Dekfast DF-#14-PH3 or Dekfast DF-#15-PH3 with SFS isoweld F1-P-6.8-TPO Plate	1 per 2.0 ft² (16 parts per 4 x 8 ft board) Per FM Loss Prevention Data Sheet 1-29	Mule-Hide TPO-c or Mule-Hide TPO-c Extra induction welded with SFS *isoweld®* 3000 stand-up tool.	-97.5
C-237.	Min. 2,500 psi structural concrete	One or more layers, any combination, min. 1.5-inch, preliminarily attached	Dekfast DF-#14-PH3 or Dekfast DF-#15-PH3 with SFS isoweld F1-P-6.8-TPO Plate	12-inch o.c. in rows 60-inch o.c.	Mule-Hide TPO-c or Mule-Hide TPO-c Extra induction welded with SFS *isoweld®* 3000 stand-up tool.	-37.5
C-238.	Min. 2,500 psi structural concrete	Min. 1.5-inch thick, one or more layers, any combination, preliminarily attached	Dekfast DF-#14-PH3 or Dekfast DF-#15-PH3 with SFS isoweld F1-P-6.8-TPO Plate	12-inch o.c. in rows 60-inch o.c.	Mule-Hide TPO-c (minimum 60-mil) or Mule-Hide TPO-c Extra induction welded with SFS *isoweld®* 3000 stand-up tool.	-45.0
C-239.	Min. 2,500 psi structural concrete	One or more layers, any combination, min. 1.5-inch preliminarily attached	Dekfast DF-#14-PH3 or Dekfast DF-#15-PH3 with SFS isoweld F1-P-6.8-TPO Plate	6-inch o.c. in rows 60-inch o.c.	Mule-Hide TPO-c or Mule-Hide TPO-c Extra induction welded with SFS *isoweld®* 3000 stand-up tool.	-90.0
Notes:	A. The plate/fastener combination offset 12 inch from adjacent rows. B. For these assemblies each row of insulation is staggered by 1 foot.					

TABLE 3D: STRUCTURAL CONCRETE DECKS – NEW CONSTRUCTION OR REROOF (TEAR-OFF) SYSTEM TYPE F: NON-INSULATED, BONDED ROOF COVER					
System No.	Deck (Note 1)	Primer	Roof Cover (Note 15)		MDP (psf)
			Type	Attach	
MULE-HIDE TPO-C FLEECE BACK MEMBRANE APPLICATIONS (FULL BOND):					
C-240.	Min. 2,500 psi structural concrete	None	Mule-Hide TPO-c Fleece Back	Helix LRT (FULL)	-397.5
C-241.	Min. 2,500 psi structural concrete	None	Mule-Hide TPO-c Fleece Back	Helix LRA (FULL)	-495.0
C-242.	Min. 2,500 psi structural concrete	None	Mule-Hide TPO-c Fleece Back	Helix Max LRA or Helix Max LRA-DT (FULL)	-495.0
C-243.	Min. 2,500 psi structural concrete	None	Mule-Hide TPO-c Fleece Back	Helix Max LRA-DT (SPLATTER at 3.5-4.0 lbs/sq)	-722.5
MULE-HIDE TPO-C FLEECE BACK PLUS MEMBRANE APPLICATIONS:					
C-244.	Min. 2,500 psi structural concrete	None	Mule-Hide TPO-c Fleece Back Plus	Hot Asphalt	-97.5
C-245.	Min. 2,500 psi structural concrete	CCW-702 or cut-back primer at 250-300 ft²/gal	Mule-Hide TPO-c Fleece Back Plus	Hot Asphalt	-495.0
MULE-HIDE SA-TPO MEMBRANE APPLICATIONS:					
C-246.	Min. 2,500 psi structural concrete	None	Mule-Hide SA-TPO	Self-adhered	-425.0

2026 FBC NON-HVHZ

TABLE 4A: LIGHTWEIGHT CONCRETE DECKS - NEW CONSTRUCTION OR REROOF (TEAR-OFF) SYSTEM TYPE A-1: BONDED INSULATION, BONDED ROOF COVER								
System No.	Deck (Note 1)	Lightweight Concrete (Note 14)	Base Insulation Layer		Top Insulation Layer(s)		Roof Cover (Note 15)	MDP (psf)
			Type	Attach (Notes 6,7,8)	Type	Attach (Notes 6,7,8)		
MULE-HIDE TPO-C OR MULE-HIDE TPO-C (FR) MEMBRANE APPLICATIONS:								
LWC-1	Min. 22 ga., Type BV, Grade 40 steel	Min. 300 psi, pre-existent cellular lightweight insulating concrete	Min. 1.5-inch Poly ISO 1, Poly ISO 1-DWD	Helix Max LRA or Helix Max LRA-DT (RIBBON)	(Optional) Additional layer(s) of base insulation	Helix Max LRA or Helix Max LRA-DT (RIBBON)	Mule-Hide TPO-c / AeroWeb, LVOC BA or TPO-c BA	-52.5
LWC-2	Min. 22 ga., Type BV, Grade 40 steel	Min. 300 psi, pre-existent cellular lightweight insulating concrete	(Optional) Min. 1.5-inch Poly ISO 1, Poly ISO 1-DWD	Helix Max LRA or Helix Max LRA-DT (RIBBON)	Insulation: (Optional) Additional layer(s) base insulation Coverboard: Min. 0.25-inch DensDeck Prime or SECUROCK Gypsum-Fiber Roof Board or min. 0.5-inch Poly ISO 1-HD, Poly ISO 1-HD Plus or EcoStorm VSH or min. 1.5-inch Poly ISO 1-HD-Composite or min. 1.5-inch Poly ISO 1-NB	Helix Max LRA or Helix Max LRA-DT (RIBBON)	Mule-Hide TPO-c / AeroWeb, LVOC BA or TPO-c BA	-52.5
LWC-3	Min. 22 ga., Type BV, Grade 40 steel	Min. 300 psi, pre-existent cellular lightweight insulating concrete	Min. 1.5-inch Poly ISO 1, Poly ISO 1-DWD	Helix Max LRA or Helix Max LRA-DT (RIBBON, 6-inch o.c.)	(Optional) Additional layer(s) of base insulation	Helix Max LRA or Helix Max LRA-DT (RIBBON, 6-inch o.c.)	Mule-Hide TPO-c / AeroWeb, LVOC BA or TPO-c BA	-75.0
LWC-4	Min. 22 ga., Type BV, Grade 40 steel	Min. 300 psi, pre-existent cellular lightweight insulating concrete	(Optional) Min. 1.5-inch Poly ISO 1, Poly ISO 1-DWD	Helix Max LRA or Helix Max LRA-DT (RIBBON, 6-inch o.c.)	Insulation: (Optional) Additional layer(s) base insulation Coverboard: Min. 0.25-inch DensDeck Prime or SECUROCK Gypsum-Fiber Roof Board or min. 0.5-inch Poly ISO 1-HD, Poly ISO 1-HD Plus or EcoStorm VSH or min. 1.5-inch Poly ISO 1-HD-Composite or min. 1.5-inch Poly ISO 1-NB	Helix Max LRA or Helix Max LRA-DT (RIBBON, 6-inch o.c.)	Mule-Hide TPO-c / AeroWeb, LVOC BA or TPO-c BA	-75.0
LWC-5	Min. 2,500 psi structural concrete	Min. 300 psi, pre-existent cellular lightweight insulating concrete	(Optional) Min. 1.5-inch Poly ISO 1, Poly ISO 1-DWD	Helix Max LRA or Helix Max LRA-DT (RIBBON)	Insulation: (Optional) Additional layer(s) base insulation Coverboard: Min. 0.25-inch DensDeck Prime or SECUROCK Gypsum-Fiber Roof Board or min. 0.5-inch Poly ISO 1-HD, Poly ISO 1-HD Plus or EcoStorm VSH or min. 1.5-inch Poly ISO 1-HD-Composite or min. 1.5-inch Poly ISO 1-NB	Helix Max LRA or Helix Max LRA-DT (RIBBON)	Mule-Hide TPO-c / AeroWeb, LVOC BA or TPO-c BA	-187.5
LWC-6	Min. 2,500 psi structural concrete	Min. 300 psi, pre-existent cellular lightweight insulating concrete	(Optional) Min. 1.5-inch Poly ISO 1, Poly ISO 1-DWD	Helix Max LRA or Helix Max LRA-DT (RIBBON, 6-inch o.c.)	Insulation: (Optional) Additional layer(s) base insulation Coverboard: Min. 0.25-inch DensDeck Prime or SECUROCK Gypsum-Fiber Roof Board or min. 0.5-inch Poly ISO 1-HD, Poly ISO 1-HD Plus or EcoStorm VSH or min. 1.5-inch Poly ISO 1-HD-Composite	Helix Max LRA or Helix Max LRA-DT (RIBBON, 6-inch o.c.)	Mule-Hide TPO-c / AeroWeb, LVOC BA or TPO-c BA	-350.0

2026 FBC NON-HVHZ

TABLE 4A: LIGHTWEIGHT CONCRETE DECKS - NEW CONSTRUCTION OR REROOF (TEAR-OFF) SYSTEM TYPE A-1: BONDED INSULATION, BONDED ROOF COVER								
System No.	Deck (Note 1)	Lightweight Concrete (Note 14)	Base Insulation Layer		Top Insulation Layer(s)		Roof Cover (Note 15)	MDP (psf)
			Type	Attach (Notes 6,7,8)	Type	Attach (Notes 6,7,8)		
MULE-HIDE TPO-C FLEECE BACK MEMBRANE APPLICATIONS (FULL BOND):								
LWC-7	Min. 22 ga., Type BV, Grade 40 steel	Min. 300 psi, pre-existent cellular lightweight insulating concrete	Min. 1.5-inch Poly ISO 1, Poly ISO 1-DWD	Helix Max LRA or Helix Max LRA-DT (RIBBON)	(Optional) Additional layer(s) of base insulation	Helix Max LRA or Helix Max LRA-DT (RIBBON)	Mule-Hide TPO-c Fleece Back / Helix Max LRA or Helix Max LRA-DT (FULL) or HydroBond W-B	-52.5
LWC-8	Min. 22 ga., Type BV, Grade 40 steel	Min. 300 psi, pre-existent cellular lightweight insulating concrete	(Optional) Min. 1.5-inch Poly ISO 1, Poly ISO 1-DWD	Helix Max LRA or Helix Max LRA-DT (RIBBON)	Insulation: (Optional) Additional layer(s) base insulation Coverboard: Min. 0.25-inch DensDeck Prime or SECUROCK Gypsum-Fiber Roof Board or min. 0.5-inch Poly ISO 1-HD, Poly ISO 1-HD Plus or EcoStorm VSH or min. 1.5-inch Poly ISO 1-HD-Composite or min. 1.5-inch Poly ISO 1-NB	Helix Max LRA or Helix Max LRA-DT (RIBBON)	Mule-Hide TPO-c Fleece Back / Helix Max LRA or Helix Max LRA-DT (FULL) or HydroBond W-B	-52.5
LWC-9	Min. 22 ga., Type BV, Grade 40 steel	Min. 300 psi, pre-existent cellular lightweight insulating concrete	Min. 1.5-inch Poly ISO 1, Poly ISO 1-DWD	Helix Max LRA or Helix Max LRA-DT (RIBBON, 6-inch o.c.)	(Optional) Additional layer(s) of base insulation	Helix Max LRA or Helix Max LRA-DT (RIBBON, 6-inch o.c.)	Mule-Hide TPO-c Fleece Back / Helix Max LRA or Helix Max LRA-DT (FULL) or HydroBond W-B	-75.0
LWC-10	Min. 22 ga., Type BV, Grade 40 steel	Min. 300 psi, pre-existent cellular lightweight insulating concrete	(Optional) Min. 1.5-inch Poly ISO 1, Poly ISO 1-DWD	Helix Max LRA or Helix Max LRA-DT (RIBBON, 6-inch o.c.)	Insulation: (Optional) Additional layer(s) base insulation Coverboard: Min. 0.25-inch DensDeck Prime or SECUROCK Gypsum-Fiber Roof Board or min. 0.5-inch Poly ISO 1-HD, Poly ISO 1-HD Plus or EcoStorm VSH or min. 1.5-inch Poly ISO 1-HD-Composite or min. 1.5-inch Poly ISO 1-NB	Helix Max LRA or Helix Max LRA-DT (RIBBON, 6-inch o.c.)	Mule-Hide TPO-c Fleece Back / Helix Max LRA or Helix Max LRA-DT (FULL) or HydroBond W-B	-75.0
LWC-11	Min. 2,500 psi structural concrete	Min. 300 psi, pre-existent cellular lightweight insulating concrete	Min. 1.5-inch Poly ISO 1, Poly ISO 1-DWD	Helix Max LRA or Helix Max LRA-DT (RIBBON)	(Optional) Additional layer(s) of base insulation	Helix Max LRA or Helix Max LRA-DT (RIBBON)	Mule-Hide TPO-c Fleece Back / Helix Max LRA or Helix Max LRA-DT (FULL) or HydroBond W-B	-187.5
LWC-12	Min. 2,500 psi structural concrete	Min. 300 psi, pre-existent cellular lightweight insulating concrete	(Optional) Min. 1.5-inch Poly ISO 1, Poly ISO 1-DWD	Helix Max LRA or Helix Max LRA-DT (RIBBON)	Insulation: (Optional) Additional layer(s) base insulation Coverboard: Min. 0.25-inch DensDeck Prime or min. 0.5-inch Poly ISO 1-HD, Poly ISO 1-HD Plus or EcoStorm VSH or min. 1.5-inch Poly ISO 1-HD-Composite or min. 1.5-inch Poly ISO 1-NB	Helix Max LRA or Helix Max LRA-DT (RIBBON)	Mule-Hide TPO-c Fleece Back / Helix Max LRA or Helix Max LRA-DT (FULL) or HydroBond W-B	-187.5
LWC-13	Min. 2,500 psi structural concrete	Min. 300 psi, pre-existent cellular lightweight insulating concrete	(Optional) Min. 1.5-inch Poly ISO 1, Poly ISO 1-DWD	Helix Max LRA or Helix Max LRA-DT (RIBBON)	Insulation: (Optional) Additional layer(s) base insulation Coverboard: Min. 0.25-inch SECUROCK Gypsum-Fiber Roof Board	Helix Max LRA or Helix Max LRA-DT (RIBBON)	Mule-Hide TPO-c Fleece Back / Helix Max LRA or Helix Max LRA-DT (FULL)	-187.5

2026 FBC NON-HVHZ

TABLE 4A: LIGHTWEIGHT CONCRETE DECKS - NEW CONSTRUCTION OR REROOF (TEAR-OFF) SYSTEM TYPE A-1: BONDED INSULATION, BONDED ROOF COVER								
System No.	Deck (Note 1)	Lightweight Concrete (Note 14)	Base Insulation Layer		Top Insulation Layer(s)		Roof Cover (Note 15)	MDP (psf)
			Type	Attach (Notes 6,7,8)	Type	Attach (Notes 6,7,8)		
LWC-14	Min. 2,500 psi structural concrete	Min. 300 psi, pre-existent cellular lightweight insulating concrete	Min. 1.5-inch Poly ISO 1, Poly ISO 1-DWD	Helix Max LRA or Helix Max LRA-DT (RIBBON, 6-inch o.c.)	(Optional) Additional layer(s) of base insulation	Helix Max LRA or Helix Max LRA-DT (RIBBON, 6-inch o.c.)	Mule-Hide TPO-c Fleece Back / Helix Max LRA or Helix Max LRA-DT (FULL) or HydroBond W-B	-350.0
LWC-15	Min. 2,500 psi structural concrete	Min. 300 psi, pre-existent cellular lightweight insulating concrete	(Optional) Min. 1.5-inch Poly ISO 1, Poly ISO 1-DWD	Helix Max LRA or Helix Max LRA-DT (RIBBON, 6-inch o.c.)	Insulation: (Optional) Additional layer(s) base insulation Coverboard: Min. 0.25-inch DensDeck Prime or min. 0.5-inch Poly ISO 1-HD, Poly ISO 1-HD Plus or EcoStorm VSH or min. 1.5-inch Poly ISO 1-HD-Composite	Helix Max LRA or Helix Max LRA-DT (RIBBON, 6-inch o.c.)	Mule-Hide TPO-c Fleece Back / Helix Max LRA or Helix Max LRA-DT (FULL) or HydroBond W-B	-350.0
LWC-16	Min. 2,500 psi structural concrete	Min. 300 psi, pre-existent cellular lightweight insulating concrete	(Optional) Min. 1.5-inch Poly ISO 1, Poly ISO 1-DWD	Helix Max LRA or Helix Max LRA-DT (RIBBON, 6-inch o.c.)	Insulation: (Optional) Additional layer(s) base insulation Coverboard: Min. 0.25-inch SECUROCK Gypsum-Fiber Roof Board	Helix Max LRA or Helix Max LRA-DT (RIBBON, 6-inch o.c.)	Mule-Hide TPO-c Fleece Back / Helix Max LRA or Helix Max LRA-DT (FULL)	-350.0

TABLE 4B: LIGHTWEIGHT CONCRETE DECKS – NEW CONSTRUCTION OR REROOF (TEAR-OFF) SYSTEM TYPE B-3: MECHANICALLY ATTACHED ANCHOR SHEET, BONDED INSULATION, BONDED ROOF COVER										
System No.	Deck (Note 1)	Lightweight Concrete (Note 14)	Anchor Sheet			Insulation			Roof Cover (Note 15)	MDP (psf)
			Type	Fastener (Note 11)	Attach	Base Layer	Top Layer(s)	Attach (Notes 6,7,8)		
LWC-17	Min. 22 ga., Type B, Grade 33 vented steel or structural concrete	ELASTIZELL (FL4994): Min. 250 psi, Min. 2-inch thick, Elastizell Range II LWIC	JM Perma Ply 28	OMG CR Assembled Base Sheet Fastener	9-inch o.c. in the 3-inch side lap and 9-inch o.c. in two staggered rows in the center of the sheet	Min. 1-inch Poly ISO 1, Poly ISO 1-DWD, Poly ISO 2	Insulation: (Optional) Additional layer(s) base insulation Coverboard: Min. 1-inch HP Recovery Board	Hot asphalt	Mule-Hide TPO-c Fleece Back Plus / Hot asphalt	-45.0

2026 FBC NON-HVHZ

TABLE 4C-1: LIGHTWEIGHT CONCRETE OVER STEEL DECK - NEW CONSTRUCTION SYSTEM TYPE F: LWC TO STEEL DECK, NON-INSULATED, BONDED BAREBACK ROOF COVER								
System No.	Deck (Note 1)	Lightweight Concrete (Note 14)				Roof Cover (Note 15)		MDP (psf)
		Type	Surface Treatment	Supplemental Attachment		Type	Attach	
				Fastener	Attach			
MULE-HIDE TPO-C OR MULE-HIDE TPO-C (FR) MEMBRANE APPLICATIONS:								
LWC-18	Min. 24 ga., Type 1.0FDV Grade 80 steel at max. 6 ft spans; 5/8" puddle welds wth weld washers, 8-inch o.c.	CELCORE (FL2037): Treatment: Celcore S-1 Deck Preparation Slurry LWC: Min. 370 psi, Min. 2-inch thick, Celcore MF Cellular Concrete with Celcore HS Rheology Modifying Admixture	Celcore PVA	None	N/A	Mule-Hide TPO-c	AeroWeb, LVOC BA or TPO-c BA	-37.5
LWC-19	Min. 22 ga., Type B, Grade 33 steel at max. 6 ft spans attached 6-inch o.c.	CELCORE (FL2037): Min. 36 pcf wet cast density, min. 200 psi, min. 2-inch thick Celcore MF Cellular Concrete (cast with or without min. 1-inch EPS holey board).	None	None	N/A	Mule-Hide TPO-c	Aqua Base 120, AeroWeb, LVOC BA or TPO-c BA	-60.0
LWC-20	Min. 22 ga., Type B, Grade 33 steel at max. 4 ft spans attached 6-inch o.c.	CELCORE (FL2037): Min. 38 pcf wet cast density, min. 200 psi, min. 1.625-inch thick Celcore MF Cellular Concrete followed by min. 1-inch EPS holey board with min. 2-inch thick top slurry coat.	Celcore PVA	None	N/A	Mule-Hide TPO-c	AeroWeb, LVOC BA or TPO-c BA	-67.5
LWC-21	Min. 22 ga., Type B, Grade 33 steel at max. 6 ft spans attached 6-inch o.c.	CELCORE (FL2037): Min. 36 pcf wet cast density, min. 200 psi, min. 2-inch thick Celcore MF Cellular Concrete (cast with or without min. 1-inch EPS holey board).	None	Mule-Hide HDP Fastener with Mule-Hide 3" Insulation Plate	1 per 9.0 ft^2	Mule-Hide TPO-c	Aqua Base 120, AeroWeb, LVOC BA or TPO-c BA	-67.5 *Note B*
LWC-22	Min. 22 ga., Type BV, Grade 40 steel at max. 6 ft spans; 5/8" puddle welds, 6-inch o.c.	CELCORE (FL2037): Treatment: Celcore S-1 Deck Preparation Slurry LWC: Min. 310 psi, Min. 2-inch thick, Celcore MF Cellular Concrete with Celcore HS Rheology Modifying Admixture	Celcore PVA	None	N/A	Mule-Hide TPO-c	AeroWeb	-82.5
LWC-23	Min. 22 ga., Type B, Grade 33 steel at max. 6 ft spans attached 6-inch o.c.	CELCORE (FL2037): Min. 36 pcf wet cast density, min. 200 psi, min. 2-inch thick Celcore MF Cellular Concrete (cast with or without min. 1-inch EPS holey board).	None	Mule-Hide HDP Fastener with Mule-Hide 3" Insulation Plate	1 per 1.0 ft^2	Mule-Hide TPO-c	Aqua Base 120, AeroWeb, LVOC BA or TPO-c BA	-120.0 *Note B*
LWC-24	Min. 22 ga., Type BV, Grade 80 steel; max. 5-ft spans; 5/8" puddle welds with weld-washers spaced 6-inch o.c.	CONCRECEL (FL5584 & FL10500): Deck primed with Concrecel Bonding Agent at 600 ft^2/gallon. Min. 350 psi, min. 2-inch thick, Concrecel Lightweight Insulating Concrete (Minimum 1-inch thick, minimum 1.0 pcf EPS holey board required)	(Optional) Concrecel Curing Compound	None	N/A	Mule-Hide TPO-c	AeroWeb, LVOC BA or TPO-c BA	-97.5
LWC-25	Min. 22 ga., Type BV, Grade 80 steel; max. 6-ft spans; 5/8" puddle welds spaced 6-inch o.c.	CONCRECEL (FL5584 & FL10500): Min. 350 psi, min. 2-inch thick, Concrecel Lightweight Insulating Concrete (No EPS board)	None	None	N/A	Mule-Hide TPO-c	AeroWeb, LVOC BA or TPO-c BA	-105.0
LWC-26	Min. 22 ga., Type BV, Grade 80 steel; max. 6-ft spans; 5/8" puddle welds with weld-washers spaced 6-inch o.c.	CONCRECEL (FL5584 & FL10500): Min. 350 psi, min. 2-inch thick, Concrecel Lightweight Insulating Concrete (Minimum 2-inch thick, minimum 1.0 pcf EPS holey board required)	None	None	N/A	Mule-Hide TPO-c	AeroWeb, LVOC BA or TPO-c BA	-135.0

2026 FBC NON-HVHZ

TABLE 4C-1: LIGHTWEIGHT CONCRETE OVER STEEL DECK - NEW CONSTRUCTION SYSTEM TYPE F: LWC TO STEEL DECK, NON-INSULATED, BONDED BAREBACK ROOF COVER								
System No.	Deck (Note 1)	Lightweight Concrete (Note 14)				Roof Cover (Note 15)		MDP (psf)
		Type	Surface Treatment	Supplemental Attachment		Type	Attach	
				Fastener	Attach			
LWC-27	Min. 20 ga., Type BV, Grade 33 steel; max. 6-ft 3-inch spans; 5/8" puddle welds or Tek/5 screws spaced 6-inch o.c.	ELASTIZELL (FL4994): Min. 320 psi, min. 2-inch thick, Elastizell Range II LWIC (EPS board optional)	None	None	N/A	Mule-Hide TPO-c	AeroWeb, LVOC BA or TPO-c BA	-52.5
LWC-28	Min. 22 ga., Type BV, Grade 33 steel; max. 6-ft spans; 5/8" puddle welds or Tek/5 screws spaced 6-inch o.c.	ELASTIZELL (FL4994): Min. 320 psi, min. 2-inch thick, Elastizell Range II LWIC (Minimum 2-inch thick, minimum 1.0 pcf EPS holey board required)	None	None	N/A	Mule-Hide TPO-c	AeroWeb, LVOC BA or TPO-c BA	-82.5
LWC-29	Min. 22 ga., Type BV, Grade 33 steel; max. 5-ft spans; 5/8" puddle welds or Tek/5 screws spaced 6-inch o.c.	ELASTIZELL (FL4994): Min. 320 psi, min. 2-inch thick, Elastizell Range II LWIC (Minimum 1-inch thick, minimum 1.0 pcf EPS holey board required)	None	None	N/A	Mule-Hide TPO-c	AeroWeb, LVOC BA or TPO-c BA	-97.5
LWC-30	Min. 22 ga., Type BV, Grade 33 steel; max. 5-ft spans; 5/8" puddle welds or Tek/5 screws spaced 6-inch o.c.	ELASTIZELL (FL4994): Min. 320 psi, min. 2-inch thick, Elastizell Range II LWIC (Minimum 2-inch thick, minimum 1.0 pcf EPS holey board required)	None	None	N/A	Mule-Hide TPO-c	AeroWeb, LVOC BA or TPO-c BA	-112.5

2026 FBC NON-HVHZ

TABLE 4C-2: LIGHTWEIGHT CONCRETE OVER STEEL DECK - NEW CONSTRUCTION OR RE-ROOF (TEAR-OFF) SYSTEM TYPE F: LWC TO STEEL DECK, NON-INSULATED, BONDED FLEECEBACK ROOF COVER								
System No.	Deck (Note 1)	Lightweight Concrete (Note 14)				Roof Cover (Note 15)		MDP (psf)
		Type	Surface Treatment	Supplemental Attachment		Type	Attach	
				Fastener	Attach			
MULE-HIDE TPO-C FLEECE BACK MEMBRANE APPLICATIONS (PARTIAL BOND):								
LWC-31	Min. 24 ga., Type 1.0FDV Grade 80 steel at max. 6 ft spans; 5/8" puddle welds wth weld washers, 8-inch o.c.	CELCORE (FL2037): Treatment: Celcore S-1 Deck Preparation Slurry LWC: Min. 370 psi, Min. 2-inch thick, Celcore MF Cellular Concrete with Celcore HS Rheology Modifying Admixture	Celcore PVA	None	N/A	Mule-Hide TPO-c Fleece Back	Helix Max LRA or Helix Max LRA-DT (RIBBON, 12-inch o.c.)	-37.5
LWC-32	Min. 22 ga., Type BV, Grade 40 steel at max. 6 ft spans; 5/8" puddle welds, 6-inch o.c.	CELCORE (FL2037): Treatment: Celcore S-1 Deck Preparation Slurry LWC: Min. 310 psi, Min. 2-inch thick, Celcore MF Cellular Concrete with Celcore HS Rheology Modifying Admixture	Celcore PVA	None	N/A	Mule-Hide TPO-c Fleece Back	Helix Max LRA or Helix Max LRA-DT (RIBBON, 6-inch o.c.)	-82.5
MULE-HIDE TPO-C FLEECE BACK MEMBRANE APPLICATIONS (FULL BOND):								
LWC-33	Min. 22 ga., Type B, Grade 33 steel at max. 6 ft spans attached 6-inch o.c.	CELCORE (FL2037): Min. 36 pcf wet cast density, min. 200 psi, min. 2-inch thick Celcore MF Cellular Concrete (cast with or without min. 1-inch EPS holey board). ***Note A.***	Celcore PVA	None	N/A	Mule-Hide TPO-c Fleece Back	Helix Max LRA or Helix Max LRA-DT (FULL)	-60.0
LWC-34	Min. 22 ga., Type B, Grade 33 steel at max. 4 ft spans attached 6-inch o.c.	CELCORE (FL2037): Min. 38 pcf wet cast density, min. 200 psi, min. 1.625-inch thick Celcore MF Cellular Concrete followed by min. 1-inch EPS holey board with min. 2-inch thick top slurry coat. ***Note A.***	Celcore PVA	None	N/A	Mule-Hide TPO-c Fleece Back	Helix Max LRA or Helix Max LRA-DT (FULL)	-67.5
LWC-35	Min. 22 ga., Type B, Grade 33 steel at max. 6 ft spans attached 6-inch o.c.	CELCORE (FL2037): Min. 36 pcf wet cast density, min. 200 psi, min. 2-inch thick Celcore MF Cellular Concrete (cast with or without min. 1-inch EPS holey board). ***Note A.***	Celcore PVA	Mule-Hide HDP Fastener with Mule-Hide 3" Insulation Plate	1 per 9.0 ft^2	Mule-Hide TPO-c Fleece Back	Helix Max LRA or Helix Max LRA-DT (FULL)	-67.5 *Note B*
LWC-36	Min. 22 ga., Type B, Grade 33 steel at max. 6 ft spans attached 6-inch o.c.	CELCORE (FL2037): Min. 36 pcf wet cast density, min. 200 psi, min. 2-inch thick Celcore MF Cellular Concrete (cast with or without min. 1-inch EPS holey board). ***Note A.***	Celcore PVA	Mule-Hide HDP Fastener with Mule-Hide 3" Insulation Plate	1 per 1.0 ft^2	Mule-Hide TPO-c Fleece Back	Helix Max LRA or Helix Max LRA-DT (FULL)	-120.0 *Note B*
LWC-37	Min. 22 ga., Type BV, Grade 40 steel; 6 ft span, Teks/5 screws, 6" o.c.	ELASTIZELL (FL4994): Min. 530 psi, min. 2-inch thick, Elastizell Range III LWIC	None	None	N/A	Mule-Hide TPO-c Fleece Back	Helix Max LRA or Helix Max LRA-DT (FULL)	-52.5
LWC-38	Min. 20 ga., Type BV, Grade 33 steel; max. 6-ft 3-inch spans; 5/8" puddle welds or Tek/5 screws spaced 6-inch o.c.	ELASTIZELL (FL4994): Min. 320 psi, min. 2-inch thick, Elastizell Range II LWIC (EPS board optional)	None	None	N/A	Mule-Hide TPO-c Fleece Back	Helix Max LRA (FULL)	-52.5

2026 FBC NON-HVHZ

TABLE 4C-2: LIGHTWEIGHT CONCRETE OVER STEEL DECK - NEW CONSTRUCTION OR RE-ROOF (TEAR-OFF) SYSTEM TYPE F: LWC TO STEEL DECK, NON-INSULATED, BONDED FLEECEBACK ROOF COVER								
System No.	Deck (Note 1)	Lightweight Concrete (Note 14)				Roof Cover (Note 15)		MDP (psf)
		Type	Surface Treatment	Supplemental Attachment		Type	Attach	
				Fastener	Attach			
LWC-39	Min. 22 ga., Type BV, Grade 33 steel; max. 6-ft spans; 5/8" puddle welds or Tek/5 screws spaced 6-inch o.c.	ELASTIZELL (FL4994): Min. 320 psi, min. 2-inch thick, Elastizell Range II LWIC (Minimum 2-inch thick, minimum 1.0 pcf EPS holey board required)	None	None	N/A	Mule-Hide TPO-c Fleece Back	Helix Max LRA (FULL)	-82.5
LWC-40	Min. 22 ga., Type BV, Grade 33 steel; max. 5-ft spans; 5/8" puddle welds or Tek/5 screws spaced 6-inch o.c.	ELASTIZELL (FL4994): Min. 320 psi, min. 2-inch thick, Elastizell Range II LWIC (Minimum 1-inch thick, minimum 1.0 pcf EPS holey board required)	None	None	N/A	Mule-Hide TPO-c Fleece Back	Helix Max LRA (FULL)	-97.5
LWC-41	Min. 22 ga., Type BV, Grade 33 steel; max. 5-ft spans; 5/8" puddle welds or Tek/5 screws spaced 6-inch o.c.	ELASTIZELL (FL4994): Min. 320 psi, min. 2-inch thick, Elastizell Range II LWIC (Minimum 2-inch thick, minimum 1.0 pcf EPS holey board required)	None	None	N/A	Mule-Hide TPO-c Fleece Back	Helix Max LRA (FULL)	-112.5
Notes:	A.) If the type of LWC to be used on the project is unknown, as in a re-roof (tear-off) condition, compressive strength and fastener withdrawal resistance testing shall be conducted. Compressive strength testing shall be in accordance with ASTM C495 (for new pour) or ASTM C109 (for existing) and shall yield a minimum 200 psi result. Field withdrawal resistance testing in accordance with Note 11 shall yield an average withdrawal performance not less than 55 lbf with a Trufast FM-90 Base Sheet Fastener. If question exists as to the adhesion to the LWC surface, field testing in accordance with Note 12 is recommended. All testing shall be performed by an accredited testing agency acceptable to the Authority Having Jurisdiction. B.) Linear interpolation between supplemental attachment at 1 per 9 ft^2 for -67.5 psf and 1 per 1.0 ft^2 for -120.0 psf is permissible. Such interpolation shall be performed by a qualified design professional to the satisfaction of the Authority Having Jurisdiction.							

2026 FBC NON-HVHZ

TABLE 4D-1: LIGHTWEIGHT CONCRETE OVER STRUCTURAL CONCRETE – NEW CONSTRUCTION SYSTEM TYPE F: LWC TO CONCRETE, NON-INSULATED, BONDED BAREBACK ROOF COVER					
System No.	Deck (Note 1)	Lightweight Concrete (Note 14)	Roof Cover (Note 15)		MDP (psf)
			Membrane	Application	
MULE-HIDE TPO-C OR MULE-HIDE TPO-C (FR) MEMBRANE APPLICATIONS:					
LWC-42	Min. 2,500 psi structural concrete	CELCORE (FL2037): Min. 300 psi, Min. 2-inch thick, Celcore Cellular Concrete (EPS board optional)	Mule-Hide TPO-c	Aqua Base 120	-82.5
LWC-43	Min. 2,500 psi structural concrete	CELCORE (FL2037): Min. 300 psi, Min. 2-inch thick, Celcore Cellular Concrete (EPS board optional)	Mule-Hide TPO-c	AeroWeb, LVOC BA or TPO-c BA	-135.0
LWC-44	Min. 2,500 psi structural concrete	CELCORE (FL2037): Min. 36 pcf wet cast density, min. 200 psi, min. 2-inch thick Celcore MF Cellular Concrete (EPS board optional).	Mule-Hide TPO-c	Aqua Base 120	-217.5
LWC-45	Min. 2,500 psi structural concrete	CELCORE (FL2037): Min. 36 pcf wet cast density, min. 200 psi, min. 2-inch thick Celcore MF Cellular Concrete (EPS board optional).	Mule-Hide TPO-c	AeroWeb, LVOC BA or TPO-c BA	-480.0
LWC-46	Min. 2,500 psi structural concrete	CONCRECEL (FL5584 & FL10500): Min. 350 psi, min. 2-inch thick, Concrecel Lightweight Insulating Concrete (EPS board optional)	Mule-Hide TPO-c	AeroWeb, LVOC BA or TPO-c BA	-452.5
LWC-47	Min. 2,500 psi structural concrete	ELASTIZELL (FL4994): Min. 250 psi, Min. 2-inch thick, Elastizell Range II LWIC	Mule-Hide TPO-c	Aqua Base 120	-67.5
LWC-48	Min. 2,500 psi structural concrete	ELASTIZELL (FL4994): Min. 250 psi, Min. 2-inch thick, Elastizell Range II LWIC (EPS board optional)	Mule-Hide TPO-c	AeroWeb, LVOC BA or TPO-c BA	-240.0
LWC-49	Min. 2,500 psi structural concrete	ELASTIZELL (FL4994): Min. 300 psi, Min. 2-inch thick, Elastizell Range II LWIC (no EPS board)	Mule-Hide TPO-c	AeroWeb, LVOC BA or TPO-c BA	-495.0
LWC-50	Min. 2,500 psi structural concrete	Min. 350 psi, pre-existent cellular lightweight insulating concrete; ***Note:*** *Fastener Withdrawal; OMG CR-R Assembled Base Sheet Fastener (1.7 in.) ≥ 101 lbf per Note 11.*	Mule-Hide TPO-c	TPO-c BA	-452.5
LWC-51	Min. 2,500 psi structural concrete	Min. 320 psi, pre-existent cellular lightweight insulating concrete; ***Note:*** *Fastener Withdrawal; OMG CR-R Assembled Base Sheet Fastener (1.7 in.) ≥ 148 lbf per Note 11.*	Mule-Hide TPO-c	TPO-c BA	-492.5
MULE-HIDE SA-TPO MEMBRANE APPLICATIONS:					
LWC-52	Min. 3,000 psi structural concrete	ELASTIZELL (FL4994): Min. 250 psi, Min. 2-inch thick, Elastizell Range II LWIC	Mule-Hide SA-TPO	Self-adhered	-282.5

2026 FBC NON-HVHZ

TABLE 4D-2: LIGHTWEIGHT CONCRETE OVER STRUCTURAL CONCRETE – NEW CONSTRUCTION OR RE-ROOF (TEAR-OFF) SYSTEM TYPE F: LWC TO CONCRETE, NON-INSULATED, BONDED FLEECEBACK ROOF COVER					
System No.	Deck (Note 1)	Lightweight Concrete (Note 14)	Roof Cover (Note 15)		MDP (psf)
			Membrane	Application	
MULE-HIDE TPO-C FLEECE BACK MEMBRANE APPLICATIONS (FULL BOND):					
LWC-53	Min. 2,500 psi structural concrete	CELCORE (FL2037): Min. 270 psi, Min. 2-inch thick Celcore MF Cellular Concrete with Celcore HS Rheology Modifying Admixture (EPS board optional) Surfacing: Celcore SBS (Sanded Bonding Surface) at 1 gal/square.	Mule-Hide TPO-c Fleece Back	Helix Max LRA or Helix Max LRA-DT (FULL)	-225.0
LWC-54	Min. 2,500 psi structural concrete	CELCORE (FL2037): Min. 36 pcf wet cast density, min. 200 psi, min. 2-inch thick Celcore MF Cellular Concrete (EPS board optional). ***Note A.***	Mule-Hide TPO-c Fleece Back	Helix Max LRA or Helix Max LRA-DT (FULL)	-232.5
LWC-55	Min. 2,500 psi structural concrete	ELASTIZELL (FL4994): Min. 320 psi, min. 2-inch thick, Elastizell Range II LWIC (EPS board optional)	Mule-Hide TPO-c Fleece Back	Helix Max LRA (FULL)	-240.0
LWC-56	Min. 2,500 psi structural concrete	ELASTIZELL (FL4994): Min. 320 psi, min. 2-inch thick, Elastizell Range II LWIC (no EPS board)	Mule-Hide TPO-c Fleece Back	Helix Max LRA (FULL)	-250.0
LWC-57	Min. 2,500 psi structural concrete	Min. 320 psi, pre-existent cellular lightweight insulating concrete; ***Note:*** *Fastener Withdrawal; OMG CR-R Assembled Base Sheet Fastener (1.7 in.) ≥ 148 lbf per Note 11.*	Mule-Hide TPO-c Fleece Back	Helix Max LRA (FULL)	-250.0
LWC-58	Min. 2,500 psi structural concrete	Min. 350 psi, pre-existent cellular lightweight insulating concrete; ***Note:*** *Fastener Withdrawal; OMG CR-R Assembled Base Sheet Fastener (1.7 in.) ≥ 101 lbf per Note 11.*	Mule-Hide TPO-c Fleece Back	Helix Max LRA-DT (SPLATTER at 3.5-4.0 lbs/sq)	-345.0
Notes:	A. If the type of LWC to be used on the project is unknown, as in a re-roof (tear-off) condition, compressive strength and fastener withdrawal resistance testing shall be conducted. Compressive strength testing shall be in accordance with ASTM C495 (for new pour) or ASTM C109 (for existing) and shall yield a minimum 200 psi result. Field withdrawal resistance testing in accordance with **Note 11** shall yield an average withdrawal performance not less than 55 lbf with a Trufast FM-90 Base Sheet Fastener. If question exists as to the adhesion to the LWC surface, field testing in accordance with **Note 12** is recommended. All testing shall be performed by an accredited testing agency acceptable to the Authority Having Jurisdiction.				

2026 FBC NON-HVHZ

TABLE 5A: CEMENTITOUS WOOD FIBER DECKS – NEW CONSTRUCTION OR REROOF (TEAR-OFF) SYSTEM TYPE A-1: BONDED INSULATION, BONDED ROOF COVER REFER TO NOTE 16B FOR VAPOR BARRIER OPTIONS.								
System No.	Deck (Note 1)	Base Insulation Layer		Top Insulation Layer(s)		Roof Cover (Note 15)		MDP (psf)
		Type	Attach (Notes 6,7,8)	Type	Attach (Notes 6,7,8)	Type	Application	
MULE-HIDE TPO-C OR MULE-HIDE TPO-C (FR) MEMBRANE APPLICATIONS:								
CWF-1	Min. 2-inch Tectum Plank	(Optional) Min. 1.5-inch Poly ISO 1, Poly ISO 1-DWD	Helix Max LRA or Helix Max LRA-DT (RIBBON)	Insulation: (Optional) Additional layer(s) base insulation Coverboard: Min. 7/16-inch APA rated OSB	Helix Max LRA or Helix Max LRA-DT (RIBBON)	Mule-Hide TPO-c	Aqua Base 120	-52.5
CWF-2	Min. 2-inch Tectum Plank	(Optional) Min. 1.5-inch Poly ISO 1, Poly ISO 1-DWD	Helix Max LRA or Helix Max LRA-DT (RIBBON)	Insulation: (Optional) Additional layer(s) base insulation Coverboard: Min. 7/16-inch APA rated OSB	Helix Max LRA or Helix Max LRA-DT (RIBBON)	Mule-Hide TPO-c	AeroWeb or TPO-c BA	-75.0
CWF-3	Min. 2-inch Tectum Plank	(Optional) Min. 1.5-inch Poly ISO 1, Poly ISO 1-DWD	Helix Max LRA or Helix Max LRA-DT (RIBBON)	Insulation: (Optional) Additional layer(s) base insulation Coverboard: Min. 0.25-inch Dens Deck Prime or SECUROCK Gypsum-Fiber Roof Board, Min. 0.5-inch Poly ISO 1-HD, Poly ISO 1-HD Plus or EcoStorm VSH or Min. 1.5-inch Poly ISO 1-NB	Helix Max LRA or Helix Max LRA-DT (RIBBON)	Mule-Hide TPO-c	AeroWeb, LVOC BA or TPO-c BA	-82.5
CWF-4	Min. 2-inch Tectum Plank	Min. 1.5-inch Poly ISO 1, Poly ISO 1-DWD and/or min. 1.5-inch Poly ISO 1-HD-Composite	Helix Max LRA or Helix Max LRA-DT (RIBBON)	(Optional) Additional layer(s) base insulation, min. 0.25-inch Dens Deck Prime or SECUROCK Gypsum-Fiber Roof Board or min. 0.5-inch Poly ISO 1-HD, Poly ISO 1-HD Plus or EcoStorm VSH	Helix Max LRA or Helix Max LRA-DT (RIBBON)	Mule-Hide TPO-c	AeroWeb, LVOC BA or TPO-c BA	-82.5
CWF-5	Min. 2-inch Tectum Plank	(Optional) Min. 1-inch Poly ISO 1, Poly ISO 1-DWD	Helix Max LRA (FULL)	Insulation: (Optional) Additional layer(s) base insulation Coverboard: Min. 0.625-inch DensDeck Prime	Helix Max LRA (FULL)	Mule-Hide TPO-c	AeroWeb or TPO-c BA	-90.0
CWF-6	Min. 2-inch Tectum Plank	Min. 1-inch Poly ISO 1 or Poly ISO 1-DWD	Helix Max LRA or Helix Max LRA-DT (FULL)	(Optional) Additional layer(s) base insulation, min. 0.25-inch DensDeck Prime or SECUROCK Gypsum-Fiber Roof Board or min. 0.5-inch Poly ISO 1-HD, Poly ISO 1-HD90 or EcoStorm VSH or min. 1.5-inch Poly ISO 1-HD-Composite	Helix Max LRA or Helix Max LRA-DT (FULL)	Mule-Hide TPO-c	AeroWeb, LVOC BA or TPO-c BA	-277.5
CWF-7	Min. 2-inch Tectum Plank	Min. 0.25-inch DensDeck Prime or SECUROCK Gypsum-Fiber Roof Board or min. 0.5-inch Poly ISO 1-HD, Poly ISO 1-HD90 or EcoStorm VSH or min. 1.5-inch Poly ISO 1-HD-Composite	Helix Max LRA or Helix Max LRA-DT (FULL)	None	N/A	Mule-Hide TPO-c	AeroWeb, LVOC BA or TPO-c BA	-277.5

2026 FBC NON-HVHZ

TABLE 5A: CEMENTITOUS WOOD FIBER DECKS – NEW CONSTRUCTION OR REROOF (TEAR-OFF)
SYSTEM TYPE A-1: BONDED INSULATION, BONDED ROOF COVER
REFER TO NOTE 16B FOR VAPOR BARRIER OPTIONS.

System No.	Deck (Note 1)	Base Insulation Layer		Top Insulation Layer(s)		Roof Cover (Note 15)		MDP (psf)
		Type	Attach (Notes 6,7,8)	Type	Attach (Notes 6,7,8)	Type	Application	
MULE-HIDE TPO-C FLEECE BACK MEMBRANE APPLICATIONS (PARTIAL BOND):								
CWF-8	Min. 2-inch Tectum Plank	(Optional) Min. 1.5-inch Poly ISO 1, Poly ISO 1-DWD	Helix Max LRA or Helix Max LRA-DT (RIBBON)	Insulation: (Optional) Additional layer(s) base insulation Coverboard: Min. 0.25-inch Dens Deck Prime or SECUROCK Gypsum-Fiber Roof Board, Min. 0.5-inch Poly ISO 1-HD, Poly ISO 1-HD Plus or Min. 1.5-inch Poly ISO 1-NB	Helix Max LRA or Helix Max LRA-DT (RIBBON)	Mule-Hide TPO-c Fleece Back	Helix Max LRA or Helix Max LRA-DT (RIBBON, 12-inch o.c.)	-45.0
CWF-9	Min. 2-inch Tectum Plank	Min. 1.5-inch Poly ISO 1, Poly ISO 1-DWD and/or min. 1.5-inch Poly ISO 1-HD-Composite	Helix Max LRA or Helix Max LRA-DT (RIBBON)	(Optional) Additional layer(s) base insulation, min. 0.25-inch Dens Deck Prime or SECUROCK Gypsum-Fiber Roof Board or min. 0.5-inch Poly ISO 1-HD, Poly ISO 1-HD Plus	Helix Max LRA or Helix Max LRA-DT (RIBBON)	Mule-Hide TPO-c Fleece Back	Helix Max LRA or Helix Max LRA-DT (RIBBON, 12-inch o.c.)	-45.0
CWF-10	Min. 2-inch Tectum Plank	(Optional) Min. 1.5-inch Poly ISO 1, Poly ISO 1-DWD	Helix Max LRA or Helix Max LRA-DT (RIBBON)	Insulation: (Optional) Additional layer(s) base insulation Coverboard: Min. 0.5-inch Poly ISO 1-HD, Poly ISO 1-HD Plus	Helix Max LRA or Helix Max LRA-DT (RIBBON)	Mule-Hide TPO-c Fleece Back	Helix Max LRA or Helix Max LRA-DT (RIBBON, 6-inch o.c.)	-82.5
MULE-HIDE TPO-C FLEECE BACK MEMBRANE APPLICATIONS (FULL BOND):								
CWF-11	Min. 2-inch Tectum Plank	(Optional) Min. 1.5-inch Poly ISO 1, Poly ISO 1-DWD	Helix Max LRA or Helix Max LRA-DT (RIBBON)	Insulation: (Optional) Additional layer(s) base insulation Coverboard: Min. 7/16-inch APA rated OSB	Helix Max LRA or Helix Max LRA-DT (RIBBON)	Mule-Hide TPO-c Fleece Back	HydroBond W-B	-52.5
CWF-12	Min. 2-inch Tectum Plank	(Optional) Min. 1.5-inch Poly ISO 1, Poly ISO 1-DWD	Helix Max LRA or Helix Max LRA-DT (RIBBON)	Insulation: (Optional) Additional layer(s) base insulation Coverboard: Min. 7/16-inch APA rated OSB	Helix Max LRA or Helix Max LRA-DT (RIBBON)	Mule-Hide TPO-c Fleece Back	Helix Max LRA, Helix Max LRA-DT (FULL)	-75.0
CWF-13	Min. 2-inch Tectum Plank	(Optional) Min. 1.5-inch Poly ISO 1, Poly ISO 1-DWD	Helix Max LRA or Helix Max LRA-DT (RIBBON)	Insulation: (Optional) Additional layer(s) base insulation Coverboard: Min. 0.25-inch Dens Deck Prime or SECUROCK Gypsum-Fiber Roof Board, Min. 0.5-inch Poly ISO 1-HD, Poly ISO 1-HD Plus or EcoStorm VSH or Min. 1.5-inch Poly ISO 1-NB	Helix Max LRA or Helix Max LRA-DT (RIBBON)	Mule-Hide TPO-c Fleece Back	Helix Max LRA, Helix Max LRA-DT (FULL) or HydroBond W-B	-82.5
CWF-14	Min. 2-inch Tectum Plank	Min. 1.5-inch Poly ISO 1, Poly ISO 1-DWD and/or min. 1.5-inch Poly ISO 1-HD-Composite	Helix Max LRA or Helix Max LRA-DT (RIBBON)	(Optional) Additional layer(s) base insulation, min. 0.25-inch Dens Deck Prime or SECUROCK Gypsum-Fiber Roof Board or min. 0.5-inch Poly ISO 1-HD, Poly ISO 1-HD Plus or EcoStorm VSH	Helix Max LRA or Helix Max LRA-DT (RIBBON)	Mule-Hide TPO-c Fleece Back	Helix Max LRA, Helix Max LRA-DT (FULL) or HydroBond W-B	-82.5
CWF-15	Min. 2-inch Tectum Plank	Min. 1-inch Poly ISO 1, Poly ISO 1-DWD	Helix Max LRA (FULL)	(Optional) Min. 0.5-inch HP Recovery Board	Helix Max LRA (FULL)	Mule-Hide TPO-c Fleece Back	Helix Max LRA (FULL)	-90.0

2026 FBC NON-HVHZ

TABLE 5A: CEMENTITOUS WOOD FIBER DECKS – NEW CONSTRUCTION OR REROOF (TEAR-OFF)
SYSTEM TYPE A-1: BONDED INSULATION, BONDED ROOF COVER
REFER TO NOTE 16B FOR VAPOR BARRIER OPTIONS.

System No.	Deck (Note 1)	Base Insulation Layer		Top Insulation Layer(s)		Roof Cover (Note 15)		MDP (psf)
		Type	Attach (Notes 6,7,8)	Type	Attach (Notes 6,7,8)	Type	Application	
CWF-16	Min. 2-inch Tectum Plank	Min. 1-inch Insulfoam SP	Helix Max LRA (FULL)	None	N/A	Mule-Hide TPO-c Fleece Back	Helix Max LRA (FULL)	-90.0
CWF-17	Min. 2-inch Tectum Plank	(Optional) Min. 1-inch Poly ISO 1	Helix Max LRA (FULL)	Insulation: (Optional) Additional layer(s) base insulation Coverboard: Min. 0.625-inch DensDeck Prime	Helix Max LRA (FULL)	Mule-Hide TPO-c Fleece Back	Helix Max LRA, Helix Max LRA-DT (FULL)	-90.0
CWF-18	Min. 2-inch Tectum Plank	Min. 1-inch Poly ISO 1 or Poly ISO 1-DWD	Helix Max LRA or Helix Max LRA-DT (FULL)	(Optional) Additional layer(s) base insulation, min. 0.25-inch DensDeck Prime or SECUROCK Gypsum-Fiber Roof Board or min. 0.5-inch Poly ISO 1-HD, Poly ISO 1-HD90 or EcoStorm VSH or min. 1.5-inch Poly ISO 1-HD-Composite	Helix Max LRA or Helix Max LRA-DT (FULL)	Mule-Hide TPO-c Fleece Back	Helix Max LRA, Helix Max LRA-DT (FULL) or HydroBond W-B	-277.5
CWF-19	Min. 2-inch Tectum Plank	Min. 0.25-inch DensDeck Prime or SECUROCK Gypsum-Fiber Roof Board or min. 0.5-inch Poly ISO 1-HD, Poly ISO 1-HD90 or EcoStorm VSH or min. 1.5-inch Poly ISO 1-HD-Composite	Helix Max LRA or Helix Max LRA-DT (FULL)	None	N/A	Mule-Hide TPO-c Fleece Back	Helix Max LRA, Helix Max LRA-DT (FULL) or HydroBond W-B	-277.5

TABLE 5B: CEMENTITOUS WOOD FIBER DECKS – NEW CONSTRUCTION OR REROOF (TEAR-OFF)
SYSTEM TYPE B-3: MECHANICALLY ATTACHED ANCHOR SHEET, BONDED INSULATION, BONDED ROOF COVER

System No.	Deck (Note 1)	Anchor Sheet			Base Insulation Layer		Top Insulation Layer(s)		Roof Cover (Note 15)	MDP (psf)
		Type	Fastener (Note 11)	Attach	Type	Attach (Notes 6,7,8)	Type	Attach (Notes 6,7,8)		
MULE-HIDE TPO-C OR MULE-HIDE TPO-C (FR) MEMBRANE APPLICATIONS:										
CWF-20	Min. 2-inch Tectum Plank	Carlisle SureMB G2 Base	Trufast Twin-Loc Nails, min. 1.4-inch embedment	9-inch o.c. in the 4-inch side laps and 18-inch o.c. in two staggered rows in the center of the sheet	Min. 1.5-inch Poly ISO 1, Poly ISO 1-DWD and/or min. 1.5-inch Poly ISO 1-HD-Composite	Helix Max LRA or Helix Max LRA-DT (RIBBONS, ~10.5-inch o.c., atop anchor sheet fastener rows)	(Optional) Additional layer(s) base insulation, min. 0.25-inch Dens Deck Prime or SECUROCK Gypsum-Fiber Roof Board or min. 0.5-inch Poly ISO 1-HD, Poly ISO 1-HD Plus or EcoStorm VSH	Helix Max LRA or Helix Max LRA-DT (RIBBON)	Mule-Hide TPO-c / AeroWeb, LVOC BA or TPO-c BA	-30.0

2026 FBC NON-HVHZ

TABLE 5B: CEMENTITOUS WOOD FIBER DECKS – NEW CONSTRUCTION OR REROOF (TEAR-OFF) SYSTEM TYPE B-3: MECHANICALLY ATTACHED ANCHOR SHEET, BONDED INSULATION, BONDED ROOF COVER										
System No.	Deck (Note 1)	Anchor Sheet			Base Insulation Layer		Top Insulation Layer(s)		Roof Cover (Note 15)	MDP (psf)
		Type	Fastener (Note 11)	Attach	Type	Attach (Notes 6,7,8)	Type	Attach (Notes 6,7,8)		
MULE-HIDE TPO-C FLEECE BACK MEMBRANE APPLICATIONS (FULL BOND):										
CWF-21	Min. 2-inch Tectum Plank	Carlisle SureMB G2 Base	Trufast Twin-Loc Nails, min. 1.4-inch embedment	9-inch o.c. in the 4-inch side laps and 18-inch o.c. in two staggered rows in the center of the sheet	Min. 1.5-inch Poly ISO 1, Poly ISO 1-DWD and/or min. 1.5-inch Poly ISO 1-HD-Composite	Helix Max LRA or Helix Max LRA-DT (RIBBONS, ~10.5-inch o.c., atop anchor sheet fastener rows)	(Optional) Additional layer(s) base insulation, min. 0.25-inch Dens Deck Prime or SECUROCK Gypsum-Fiber Roof Board or min. 0.5-inch Poly ISO 1-HD, Poly ISO 1-HD Plus or EcoStorm VSH	Helix Max LRA or Helix Max LRA-DT (RIBBON)	Mule-Hide TPO-c Fleece Back / Helix Max LRA, Helix Max LRA-DT (FULL) or HydroBond W-B	-30.0

2026 FBC NON-HVHZ

TABLE 6A: EXISTING GYPSUM DECKS – REROOF (TEAR-OFF) SYSTEM TYPE A-1: BONDED INSULATION, BONDED ROOF COVER REFER TO NOTE 16C FOR VAPOR BARRIER OPTIONS.								
System No.	Deck (Notes 1 & Note 12)	Base Insulation Layer		Top Insulation Layer(s)		Roof Cover (Note 15)		MDP (psf)
		Type	Attach (Notes 6,7,8)	Type	Attach (Notes 6,7,8)	Type	Application	
MULE-HIDE TPO-C OR MULE-HIDE TPO-C (FR) MEMBRANE APPLICATIONS:								
G-1.	Existing gypsum deck	(Optional) Min. 1-inch Poly ISO 1, Poly ISO 1-DWD	Helix Max LRA or Helix Max LRA-DT (RIBBON)	Insulation: (Optional) Additional layer(s) base insulation Coverboard: Min. 1.5-inch Poly ISO 1-NB	Helix Max LRA or Helix Max LRA-DT (RIBBON)	Mule-Hide TPO-c	AeroWeb, LVOC BA or TPO-c BA	-157.5
G-2.	Existing gypsum deck	Min. 1.5-inch Poly ISO 1-NB	Helix Max LRA or Helix Max LRA-DT (RIBBON)	None	N/A	Mule-Hide TPO-c	AeroWeb or TPO-c BA	-187.5
G-3.	Existing gypsum deck	Min. 1-inch Poly ISO 1, Poly ISO 1-DWD and/or min. 1.5-inch Poly ISO 1-HD-Composite	Helix Max LRA or Helix Max LRA-DT (RIBBON)	(Optional) Additional layer(s) base insulation, min. 0.25-inch DensDeck Prime or SECUROCK Gypsum-Fiber Roof Board or min. 0.5-inch Poly ISO 1-HD, Poly ISO 1-HD Plus or EcoStorm VSH	Helix Max LRA or Helix Max LRA-DT (RIBBON)	Mule-Hide TPO-c	AeroWeb, LVOC BA or TPO-c BA	-237.5
G-4.	Existing gypsum deck	Nominal 0.5-inch EcoStorm VSH	Helix Max LRA or Helix Max LRA-DT (RIBBON)	None	N/A	Mule-Hide TPO-c	AeroWeb, LVOC BA or TPO-c BA	-352.5
G-5.	Existing gypsum deck	Min. 0.5-inch Poly ISO 1-HD, Poly ISO 1-HD Plus	Helix Max LRA or Helix Max LRA-DT (RIBBON)	None	N/A	Mule-Hide TPO-c	AeroWeb, LVOC BA or TPO-c BA	-450.0
G-6.	Existing gypsum deck	Min. 0.25-inch DensDeck Prime or SECUROCK Gypsum-Fiber Roof Board	Helix Max LRA or Helix Max LRA-DT (RIBBON)	None	N/A	Mule-Hide TPO-c	AeroWeb, LVOC BA or TPO-c BA	-495.0
MULE-HIDE TPO-C FLEECE BACK MEMBRANE APPLICATIONS (PARTIAL BOND):								
G-7.	Existing gypsum deck	Min. 1-inch Poly ISO 1, Poly ISO 1-DWD and/or min. 1.5-inch Poly ISO 1-HD-Composite	Helix Max LRA or Helix Max LRA-DT (RIBBON)	(Optional) Additional layer(s) base insulation, min. 0.25-inch DensDeck Prime or SECUROCK Gypsum-Fiber Roof Board or min. 0.5-inch Poly ISO 1-HD, Poly ISO 1-HD Plus	Helix Max LRA or Helix Max LRA-DT (RIBBON)	Mule-Hide TPO-c Fleece Back	Helix Max LRA or Helix Max LRA-DT (RIBBON, 12-inch o.c.)	-45.0
G-8.	Existing gypsum deck	Min. 0.25-inch DensDeck Prime or SECUROCK Gypsum-Fiber Roof Board	Helix Max LRA or Helix Max LRA-DT (RIBBON)	None	N/A	Mule-Hide TPO-c Fleece Back	Helix Max LRA or Helix Max LRA-DT (RIBBON, 12-inch o.c.)	-45.0

2026 FBC NON-HVHZ

TABLE 6A: EXISTING GYPSUM DECKS – REROOF (TEAR-OFF) SYSTEM TYPE A-1: BONDED INSULATION, BONDED ROOF COVER REFER TO NOTE 16C FOR VAPOR BARRIER OPTIONS.								
System No.	Deck (Notes 1 & Note 12)	Base Insulation Layer		Top Insulation Layer(s)		Roof Cover (Note 15)		MDP (psf)
		Type	Attach (Notes 6,7,8)	Type	Attach (Notes 6,7,8)	Type	Application	
G-9.	Existing gypsum deck	(Optional) Min. 1-inch Poly ISO 1, Poly ISO 1-DWD	Helix Max LRA or Helix Max LRA-DT (RIBBON)	Insulation: (Optional) Additional layer(s) base insulation Coverboard: Min. 0.5-inch Poly ISO 1-HD, Poly ISO 1-HD Plus	Helix Max LRA or Helix Max LRA-DT (RIBBON)	Mule-Hide TPO-c Fleece Back	Helix Max LRA or Helix Max LRA-DT (RIBBON, 6-inch o.c.)	-90.0
MULE-HIDE TPO-C FLEECE BACK MEMBRANE APPLICATIONS (FULL BOND):								
G-10.	Existing gypsum deck	(Optional) Min. 1-inch Poly ISO 1, Poly ISO 1-DWD	Helix Max LRA or Helix Max LRA-DT (RIBBON)	Insulation: (Optional) Additional layer(s) base insulation Coverboard: Min. 1.5-inch Poly ISO 1-NB	Helix Max LRA or Helix Max LRA-DT (RIBBON)	Mule-Hide TPO-c Fleece Back	Helix Max LRA or Helix Max LRA-DT (FULL)	-157.5
G-11.	Existing gypsum deck	Min. 1.5-inch Poly ISO 1-NB	Helix Max LRA or Helix Max LRA-DT (RIBBON)	None	N/A	Mule-Hide TPO-c Fleece Back	Helix Max LRA or Helix Max LRA-DT (FULL)	-187.5
G-12.	Existing gypsum deck	Min. 1-inch Poly ISO 1, Poly ISO 1-DWD and/or min. 1.5-inch Poly ISO 1-HD-Composite	Helix Max LRA or Helix Max LRA-DT (RIBBON)	(Optional) Additional layer(s) base insulation, min. 0.25-inch DensDeck Prime or SECUROCK Gypsum-Fiber Roof Board or min. 0.5-inch Poly ISO 1-HD, Poly ISO 1-HD Plus or EcoStorm VSH	Helix Max LRA or Helix Max LRA-DT (RIBBON)	Mule-Hide TPO-c Fleece Back	Helix Max LRA, Helix Max LRA-DT (FULL) or HydroBond W-B	-237.5
G-13.	Existing gypsum deck	(Optional) Min. 1-inch Insulfoam I, II, VIII, IX, XIV or XV	Helix Max LRA (FULL)	Min. 1-inch Insulfoam SP	Helix Max LRA (FULL)	Mule-Hide TPO-c Fleece Back	Helix Max LRA (FULL)	-295.0
G-14.	Existing gypsum deck	Nominal 0.5-inch EcoStorm VSH	Helix Max LRA or Helix Max LRA-DT (RIBBON)	None	N/A	Mule-Hide TPO-c Fleece Back	Helix Max LRA, Helix Max LRA-DT (FULL) or HydroBond W-B	-352.5
G-15.	Existing gypsum deck	Min. 0.5-inch Poly ISO 1-HD, Poly ISO 1-HD Plus	Helix Max LRA or Helix Max LRA-DT (RIBBON)	None	N/A	Mule-Hide TPO-c Fleece Back	Helix Max LRA, Helix Max LRA-DT (FULL) or HydroBond W-B	-450.0
G-16.	Existing gypsum deck	Min. 0.25-inch DensDeck Prime or SECUROCK Gypsum-Fiber Roof Board	Helix Max LRA or Helix Max LRA-DT (RIBBON)	None	N/A	Mule-Hide TPO-c Fleece Back	Helix Max LRA, Helix Max LRA-DT (FULL) or HydroBond W-B	-495.0

2026 FBC NON-HVHZ

TABLE 6B: EXISTING GYPSUM DECKS – REROOF (TEAR-OFF) SYSTEM TYPE F: NON-INSULATED, BONDED ROOF COVER					
System No.	Deck (Note 1)	Primer	Roof Cover (Note 15)		MDP (psf)
			Type	Attach	
G-17.	Existing gypsum deck	None	Mule-Hide TPO-c Fleece Back	Helix Max LRA (FULL)	-295.0
G-18.	Existing gypsum deck	None	Mule-Hide TPO-c Fleece Back	Helix Max LRA-DT (SPLATTER at 3.5-4.0 lbs/sq)	-717.5

2026 FBC NON-HVHZ

TABLE 7A: RECOVER APPLICATIONS SYSTEM TYPE A-1: BONDED INSULATION, BONDED ROOF COVER								
[A] The reported MDP documents the allowable maximum design pressure of the new insulation, coverboard and roof cover when adhered to the substrate, irrespective of the deck type (See Note 1) or performance of the substrate (See Note 12). The deck and substrate shall be capable of resisting the project design pressure requirements, not to exceed the noted MDP, to the satisfaction of the Authority Having Jurisdiction.								
System No.	Substrate (Notes 1 & Note 12)	Base Insulation Layer		Top Insulation Layer(s)		Roof Cover (Note 15)		MDP (psf)[A]
		Type	Attach (Notes 6,7,8)	Type	Attach (Notes 6,7,8)	Type	Application	
MULE-HIDE TPO-C OR MULE-HIDE TPO-C (FR) MEMBRANE APPLICATIONS:								
R-1	Existing fully-adhered granule-surfaced asphalt built-up roof (BUR), smooth-surfaced asphalt built-up roof (BUR), granule-surfaced APP or SBS modified bitumen or smooth-surfaced SBS modified bitumen	Min. 1-inch Poly ISO 1, Poly ISO 1-DWD	Helix Max LRA or Helix Max LRA-DT (RIBBON)	Insulation: (Optional) Additional layer(s) base insulation Coverboard: (Optional) Min. 0.25-inch DensDeck Prime or SECUROCK Gypsum-Fiber Roof Board or min. 0.5-inch Poly ISO 1-HD, Poly ISO 1-HD Plus or EcoStorm VSH	Helix Max LRA or Helix Max LRA-DT (RIBBON)	Mule-Hide TPO-c	AeroWeb, LVOC BA or TPO-c BA	-167.5
R-2	Existing fully-adhered asphalt built-up roof (BUR) with flood coat & gravel (loose gravel removed)	Min. 1-inch Poly ISO 1, Poly ISO 1-DWD	Helix Max LRA or Helix Max LRA-DT (RIBBON, 6-inch o.c.)	Insulation: (Optional) Additional layer(s) base insulation Coverboard: (Optional) Min. 0.25-inch DensDeck Prime or SECUROCK Gypsum-Fiber Roof Board or min. 0.5-inch Poly ISO 1-HD, Poly ISO 1-HD Plus or EcoStorm VSH	Helix Max LRA or Helix Max LRA-DT (RIBBON)	Mule-Hide TPO-c	AeroWeb, LVOC BA or TPO-c BA	-167.5
R-3	Existing fully-adhered granule-surfaced asphalt built-up roof (BUR), smooth-surfaced asphalt built-up roof (BUR), granule-surfaced APP or SBS modified bitumen or smooth-surfaced SBS modified bitumen over structural concrete deck	(Optional) Min. 1-inch Poly ISO 1, Poly ISO 1-DWD	Helix Max LRA or Helix Max LRA-DT (RIBBON)	Insulation: (Optional) Additional layer(s) base insulation Coverboard: Min. 1.5-inch Poly ISO 1-NB or Poly ISO 1-HD-Composite	Helix Max LRA or Helix Max LRA-DT (RIBBON)	Mule-Hide TPO-c	AeroWeb, LVOC BA or TPO-c BA	-145.0
R-4	Existing fully-adhered asphalt built-up roof (BUR) with flood coat & gravel (loose gravel removed)	Min. 1-inch Poly ISO 1, Poly ISO 1-DWD	Helix Max LRA or Helix Max LRA-DT (RIBBON, 6-inch o.c.)	Insulation: (Optional) Additional layer(s) base insulation Coverboard: Min. 1.5-inch Poly ISO 1-NB or Poly ISO 1-HD-Composite	Helix Max LRA or Helix Max LRA-DT (RIBBON)	Mule-Hide TPO-c	AeroWeb, LVOC BA or TPO-c BA	-145.0
R-5	Existing fully-adhered asphalt built-up roof (BUR) with flood coat & gravel (loose gravel removed)	Min. 1.5-inch Poly ISO 1-NB or Poly ISO 1-HD-Composite	Helix Max LRA or Helix Max LRA-DT (RIBBON, 6-inch o.c.)	None	N/A	Mule-Hide TPO-c	AeroWeb, LVOC BA or TPO-c BA	-145.0

2026 FBC NON-HVHZ

TABLE 7A: RECOVER APPLICATIONS
SYSTEM TYPE A-1: BONDED INSULATION, BONDED ROOF COVER

[A] The reported MDP documents the allowable maximum design pressure of the new insulation, coverboard and roof cover when adhered to the substrate, irrespective of the deck type (See Note 1) or performance of the substrate (See Note 12). The deck and substrate shall be capable of resisting the project design pressure requirements, not to exceed the noted MDP, to the satisfaction of the Authority Having Jurisdiction.

System No.	Substrate (Notes 1 & Note 12)	Base Insulation Layer		Top Insulation Layer(s)		Roof Cover (Note 15)		MDP (psf)[A]
		Type	Attach (Notes 6,7,8)	Type	Attach (Notes 6,7,8)	Type	Application	
R-6	Existing fully-adhered granule-surfaced asphalt built-up roof (BUR), smooth-surfaced asphalt built-up roof (BUR), granule-surfaced APP or SBS modified bitumen or smooth-surfaced SBS modified bitumen	Min. 0.5-inch DensDeck Prime or SECUROCK Gypsum-Fiber Roof Board or min. 0.5-inch Poly ISO 1-HD, Poly ISO 1-HD Plus or EcoStorm VSH	Helix Max LRA or Helix Max LRA-DT (RIBBON)	None	N/A	Mule-Hide TPO-c	AeroWeb, LVOC BA or TPO-c BA	-302.5
R-7	Existing fully-adhered asphalt built-up roof (BUR) with flood coat & gravel (loose gravel removed)	Min. 0.5-inch DensDeck Prime or SECUROCK Gypsum-Fiber Roof Board or min. 0.5-inch Poly ISO 1-HD, Poly ISO 1-HD Plus or EcoStorm VSH	Helix Max LRA or Helix Max LRA-DT (RIBBON, 6-inch o.c.)	None	N/A	Mule-Hide TPO-c	AeroWeb, LVOC BA or TPO-c BA	-302.5
R-8	Existing fully-adhered asphaltic BUR or mineral surface cap sheet	Min. 1.5-inch Poly ISO 2, Poly ISO 1, Poly ISO 1-DWD, ENRGY 3	OB500	(Optional) Additional layers of base insulation	OB500	Mule-Hide TPO-c	Aqua Base 120 or TPO-c BA	-120.0
R-9	Existing fully-adhered asphaltic BUR or mineral surface cap sheet	Min. 1.5-inch Poly ISO 1, Poly ISO 1-DWD	OB500	(Optional) Additional layers of base insulation	OB500	Mule-Hide TPO-c	AeroWeb	-120.0
R-10	Existing fully-adhered asphaltic BUR or mineral surface cap sheet	(Optional) Min. 1.5-inch Poly ISO 2, Poly ISO 1, Poly ISO 1-DWD, ENRGY 3	OB500	Insulation: (Optional) Additional layer(s) base insulation Coverboard: Min. 0.5-inch DensDeck or DensDeck Prime	OB500	Mule-Hide TPO-c	Aqua Base 120 or TPO-c BA	-120.0
R-11	Existing fully-adhered asphaltic BUR or mineral surface cap sheet	(Optional) Min. 1.5-inch Poly ISO 2, Poly ISO 1, Poly ISO 1-DWD, ENRGY 3	OB500	Insulation: (Optional) Additional layer(s) base insulation Coverboard: Min. 0.5-inch DensDeck Prime	OB500	Mule-Hide TPO-c	AeroWeb	-120.0
R-12	Existing fully-adhered asphaltic BUR or mineral surface cap sheet	(Optional) Min. 1.5-inch Poly ISO 2, Poly ISO 1, Poly ISO 1-DWD, ENRGY 3	OB500	Insulation: (Optional) Additional layer(s) base insulation Coverboard: Min. 0.5-inch SECUROCK Gypsum-Fiber Roof Board	OB500	Mule-Hide TPO-c	Aqua Base 120, AeroWeb, LVOC BA or TPO-c BA	-120.0

2026 FBC NON-HVHZ

TABLE 7A: RECOVER APPLICATIONS
SYSTEM TYPE A-1: BONDED INSULATION, BONDED ROOF COVER

[A] The reported MDP documents the allowable maximum design pressure of the new insulation, coverboard and roof cover when adhered to the substrate, irrespective of the deck type (See Note 1) or performance of the substrate (See Note 12). The deck and substrate shall be capable of resisting the project design pressure requirements, not to exceed the noted MDP, to the satisfaction of the Authority Having Jurisdiction.

System No.	Substrate (Notes 1 & Note 12)	Base Insulation Layer		Top Insulation Layer(s)		Roof Cover (Note 15)		MDP (psf)[A]
		Type	Attach (Notes 6,7,8)	Type	Attach (Notes 6,7,8)	Type	Application	
MULE-HIDE TPO-C FLEECE BACK MEMBRANE APPLICATIONS (PARTIAL BOND):								
R-13	Existing fully-adhered granule-surfaced asphalt built-up roof (BUR), smooth-surfaced asphalt built-up roof (BUR), granule-surfaced APP or SBS modified bitumen or smooth-surfaced SBS modified bitumen	Min. 1-inch Poly ISO 1, Poly ISO 1-DWD	Helix Max LRA or Helix Max LRA-DT (RIBBON)	(Optional) Additional layer(s) base insulation	Helix Max LRA or Helix Max LRA-DT (RIBBON)	Mule-Hide TPO-c Fleece Back	Helix Max LRA or Helix Max LRA-DT (RIBBON, 12-inch o.c.)	-45.0
R-14	Existing fully-adhered asphalt built-up roof (BUR) with flood coat & gravel (loose gravel removed)	Min. 1-inch Poly ISO 1, Poly ISO 1-DWD	Helix Max LRA or Helix Max LRA-DT (RIBBON, 6-inch o.c.)	(Optional) Additional layer(s) base insulation	Helix Max LRA or Helix Max LRA-DT (RIBBON)	Mule-Hide TPO-c Fleece Back	Helix Max LRA or Helix Max LRA-DT (RIBBON, 12-inch o.c.)	-45.0
R-15	Existing fully-adhered granule-surfaced asphalt built-up roof (BUR), smooth-surfaced asphalt built-up roof (BUR), granule-surfaced APP or SBS modified bitumen or smooth-surfaced SBS modified bitumen	(Optional) Min. 1-inch Poly ISO 1, Poly ISO 1-DWD	Helix Max LRA or Helix Max LRA-DT (RIBBON)	Insulation: (Optional) Additional layer(s) base insulation Coverboard: Min. 0.5-inch DensDeck Prime, SECUROCK Gypsum-Fiber Roof Board, Poly ISO 1-HD or Poly ISO 1-HD Plus	Helix Max LRA or Helix Max LRA-DT (RIBBON)	Mule-Hide TPO-c Fleece Back	Helix Max LRA or Helix Max LRA-DT (RIBBON, 12-inch o.c.)	-45.0
R-16	Existing fully-adhered asphalt built-up roof (BUR) with flood coat & gravel (loose gravel removed)	Min. 1-inch Poly ISO 1, Poly ISO 1-DWD	Helix Max LRA or Helix Max LRA-DT (RIBBON, 6-inch o.c.)	Insulation: (Optional) Additional layer(s) base insulation Coverboard: Min. 0.5-inch DensDeck Prime, SECUROCK Gypsum-Fiber Roof Board, Poly ISO 1-HD or Poly ISO 1-HD Plus	Helix Max LRA or Helix Max LRA-DT (RIBBON)	Mule-Hide TPO-c Fleece Back	Helix Max LRA or Helix Max LRA-DT (RIBBON, 12-inch o.c.)	-45.0
R-17	Existing fully-adhered asphalt built-up roof (BUR) with flood coat & gravel (loose gravel removed)	Min. 0.5-inch DensDeck Prime, SECUROCK Gypsum-Fiber Roof Board, Poly ISO 1-HD or Poly ISO 1-HD Plus	Helix Max LRA or Helix Max LRA-DT (RIBBON, 6-inch o.c.)	None	N/A	Mule-Hide TPO-c Fleece Back	Helix Max LRA or Helix Max LRA-DT (RIBBON, 12-inch o.c.)	-45.0

2026 FBC NON-HVHZ

TABLE 7A: RECOVER APPLICATIONS
SYSTEM TYPE A-1: BONDED INSULATION, BONDED ROOF COVER

[A] The reported MDP documents the allowable maximum design pressure of the new insulation, coverboard and roof cover when adhered to the substrate, irrespective of the deck type (See Note 1) or performance of the substrate (See Note 12). The deck and substrate shall be capable of resisting the project design pressure requirements, not to exceed the noted MDP, to the satisfaction of the Authority Having Jurisdiction.

System No.	Substrate (Notes 1 & Note 12)	Base Insulation Layer		Top Insulation Layer(s)		Roof Cover (Note 15)		MDP (psf)[A]
		Type	Attach (Notes 6,7,8)	Type	Attach (Notes 6,7,8)	Type	Application	
R-18	Existing fully-adhered granule-surfaced asphalt built-up roof (BUR), smooth-surfaced asphalt built-up roof (BUR), granule-surfaced APP or SBS modified bitumen or smooth-surfaced SBS modified bitumen	(Optional) Min. 1-inch Poly ISO 1, Poly ISO 1-DWD	Helix Max LRA or Helix Max LRA-DT (RIBBON)	Insulation: (Optional) Additional layer(s) base insulation Coverboard: Min. 0.5-inch Poly ISO 1-HD, Poly ISO 1-HD Plus or EcoStorm VSH	Helix Max LRA or Helix Max LRA-DT (RIBBON)	Mule-Hide TPO-c Fleece Back	Helix Max LRA or Helix Max LRA-DT (RIBBON, 6-inch o.c.)	-90.0
R-19	Existing fully-adhered asphalt built-up roof (BUR) with flood coat & gravel (loose gravel removed)	Min. 1-inch Poly ISO 1, Poly ISO 1-DWD	Helix Max LRA or Helix Max LRA-DT (RIBBON, 6-inch o.c.)	Insulation: (Optional) Additional layer(s) base insulation Coverboard: Min. 0.5-inch Poly ISO 1-HD, Poly ISO 1-HD Plus or EcoStorm VSH	Helix Max LRA or Helix Max LRA-DT (RIBBON)	Mule-Hide TPO-c Fleece Back	Helix Max LRA or Helix Max LRA-DT (RIBBON, 6-inch o.c.)	-90.0
R-20	Existing fully-adhered asphalt built-up roof (BUR) with flood coat & gravel (loose gravel removed)	Min. 0.5-inch Poly ISO 1-HD, Poly ISO 1-HD Plus or EcoStorm VSH	Helix Max LRA or Helix Max LRA-DT (RIBBON, 6-inch o.c.)	None	N/A	Mule-Hide TPO-c Fleece Back	Helix Max LRA or Helix Max LRA-DT (RIBBON, 6-inch o.c.)	-90.0
R-21	Existing fully-adhered granule-surfaced asphalt built-up roof (BUR), smooth-surfaced asphalt built-up roof (BUR), granule-surfaced APP or SBS modified bitumen or smooth-surfaced SBS modified bitumen	(Optional) Min. 1-inch Poly ISO 1, Poly ISO 1-DWD	Helix Max LRA or Helix Max LRA-DT (RIBBON)	Insulation: (Optional) Additional layer(s) base insulation Coverboard: Min. 1.5-inch Poly ISO 1-HD-Composite	Helix Max LRA or Helix Max LRA-DT (RIBBON)	Mule-Hide TPO-c Fleece Back	Helix Max LRA or Helix Max LRA-DT (RIBBON, 12-inch o.c.)	-45.0
R-22	Existing fully-adhered asphalt built-up roof (BUR) with flood coat & gravel (loose gravel removed)	Min. 1-inch Poly ISO 1, Poly ISO 1-DWD	Helix Max LRA or Helix Max LRA-DT (RIBBON, 6-inch o.c.)	Insulation: (Optional) Additional layer(s) base insulation Coverboard: Min. 1.5-inch Poly ISO 1-HD-Composite	Helix Max LRA or Helix Max LRA-DT (RIBBON)	Mule-Hide TPO-c Fleece Back	Helix Max LRA or Helix Max LRA-DT (RIBBON, 12-inch o.c.)	-45.0
R-23	Existing fully-adhered asphalt built-up roof (BUR) with flood coat & gravel (loose gravel removed)	Min. 1.5-inch Poly ISO 1-HD-Composite	Helix Max LRA or Helix Max LRA-DT (RIBBON, 6-inch o.c.)	None	N/A	Mule-Hide TPO-c Fleece Back	Helix Max LRA or Helix Max LRA-DT (RIBBON, 12-inch o.c.)	-45.0

2026 FBC NON-HVHZ

TABLE 7A: RECOVER APPLICATIONS
SYSTEM TYPE A-1: BONDED INSULATION, BONDED ROOF COVER

[A] The reported MDP documents the allowable maximum design pressure of the new insulation, coverboard and roof cover when adhered to the substrate, irrespective of the deck type (See Note 1) or performance of the substrate (See Note 12). The deck and substrate shall be capable of resisting the project design pressure requirements, not to exceed the noted MDP, to the satisfaction of the Authority Having Jurisdiction.

System No.	Substrate (Notes 1 & Note 12)	Base Insulation Layer		Top Insulation Layer(s)		Roof Cover (Note 15)		MDP (psf)[A]
		Type	Attach (Notes 6,7,8)	Type	Attach (Notes 6,7,8)	Type	Application	
MULE-HIDE TPO-C FLEECE BACK MEMBRANE APPLICATIONS (FULL BOND):								
R-24	Existing fully-adhered granule-surfaced asphalt built-up roof (BUR), smooth-surfaced asphalt built-up roof (BUR), granule-surfaced APP or SBS modified bitumen or smooth-surfaced SBS modified bitumen	Min. 1-inch Poly ISO 1, Poly ISO 1-DWD	Helix Max LRA or Helix Max LRA-DT (RIBBON)	Insulation: (Optional) Additional layer(s) base insulation Coverboard: (Optional) Min. 0.5-inch DensDeck Prime or SECUROCK Gypsum-Fiber Roof Board, Poly ISO 1-HD, Poly ISO 1-HD Plus or EcoStorm VSH	Helix Max LRA or Helix Max LRA-DT (RIBBON)	Mule-Hide TPO-c Fleece Back	Helix Max LRA or Helix Max LRA-DT (FULL) or HydroBond W-B	-167.5
R-25	Existing fully-adhered asphalt built-up roof (BUR) with flood coat & gravel (loose gravel removed)	Min. 1-inch Poly ISO 1, Poly ISO 1-DWD	Helix Max LRA or Helix Max LRA-DT (RIBBON, 6-inch o.c.)	Insulation: (Optional) Additional layer(s) base insulation Coverboard: (Optional) Min. 0.5-inch DensDeck Prime or SECUROCK Gypsum-Fiber Roof Board, Poly ISO 1-HD, Poly ISO 1-HD Plus or EcoStorm VSH	Helix Max LRA or Helix Max LRA-DT (RIBBON)	Mule-Hide TPO-c Fleece Back	Helix Max LRA or Helix Max LRA-DT (FULL) or HydroBond W-B	-167.5
R-26	Existing fully-adhered granule-surfaced asphalt built-up roof (BUR), smooth-surfaced asphalt built-up roof (BUR), granule-surfaced APP or SBS modified bitumen or smooth-surfaced SBS modified bitumen	(Optional) Min. 1-inch Poly ISO 1, Poly ISO 1-DWD	Helix Max LRA or Helix Max LRA-DT (RIBBON)	Insulation: (Optional) Additional layer(s) base insulation Coverboard: Min. 1.5-inch Poly ISO 1-NB or Poly ISO 1-HD-Composite	Helix Max LRA or Helix Max LRA-DT (RIBBON)	Mule-Hide TPO-c Fleece Back	Helix Max LRA or Helix Max LRA-DT (FULL) or HydroBond W-B	-145.0
R-27	Existing fully-adhered asphalt built-up roof (BUR) with flood coat & gravel (loose gravel removed)	Min. 1-inch Poly ISO 1, Poly ISO 1-DWD	Helix Max LRA or Helix Max LRA-DT (RIBBON, 6-inch o.c.)	Insulation: (Optional) Additional layer(s) base insulation Coverboard: Min. 1.5-inch Poly ISO 1-NB or Poly ISO 1-HD-Composite	Helix Max LRA or Helix Max LRA-DT (RIBBON)	Mule-Hide TPO-c Fleece Back	Helix Max LRA or Helix Max LRA-DT (FULL) or HydroBond W-B	-145.0
R-28	Existing fully-adhered asphalt built-up roof (BUR) with flood coat & gravel (loose gravel removed)	Min. 1.5-inch Poly ISO 1-NB or Poly ISO 1-HD-Composite	Helix Max LRA or Helix Max LRA-DT (RIBBON, 6-inch o.c.)	None	N/A	Mule-Hide TPO-c Fleece Back	Helix Max LRA or Helix Max LRA-DT (FULL) or HydroBond W-B	-145.0

2026 FBC NON-HVHZ

TABLE 7A: RECOVER APPLICATIONS
SYSTEM TYPE A-1: BONDED INSULATION, BONDED ROOF COVER

[A] The reported MDP documents the allowable maximum design pressure of the new insulation, coverboard and roof cover when adhered to the substrate, irrespective of the deck type (See Note 1) or performance of the substrate (See Note 12). The deck and substrate shall be capable of resisting the project design pressure requirements, not to exceed the noted MDP, to the satisfaction of the Authority Having Jurisdiction.

System No.	Substrate (Notes 1 & Note 12)	Base Insulation Layer		Top Insulation Layer(s)		Roof Cover (Note 15)		MDP (psf)[A]
		Type	Attach (Notes 6,7,8)	Type	Attach (Notes 6,7,8)	Type	Application	
R-29	Existing fully-adhered granule-surfaced asphalt built-up roof (BUR), smooth-surfaced asphalt built-up roof (BUR), granule-surfaced APP or SBS modified bitumen or smooth-surfaced SBS modified bitumen	Min. 0.5-inch DensDeck Prime or SECUROCK Gypsum-Fiber Roof Board, Poly ISO 1-HD, Poly ISO 1-HD Plus or EcoStorm VSH	Helix Max LRA or Helix Max LRA-DT (RIBBON)	None	N/A	Mule-Hide TPO-c Fleece Back	Helix Max LRA or Helix Max LRA-DT (FULL) or HydroBond W-B	-302.5
R-30	Existing fully-adhered asphalt built-up roof (BUR) with flood coat & gravel (loose gravel removed)	Min. 0.5-inch DensDeck Prime or SECUROCK Gypsum-Fiber Roof Board, Poly ISO 1-HD, Poly ISO 1-HD Plus or EcoStorm VSH	Helix Max LRA or Helix Max LRA-DT (RIBBON, 6-inch o.c.)	None	N/A	Mule-Hide TPO-c Fleece Back	Helix Max LRA or Helix Max LRA-DT (FULL) or HydroBond W-B	-302.5
MULE-HIDE TPO-C FLEECE BACK RL APPLICATIONS:								
R-31	Existing fully-adhered granule-surfaced asphalt built-up roof (BUR), smooth-surfaced asphalt built-up roof (BUR), granule-surfaced APP or SBS modified bitumen or smooth-surfaced SBS modified bitumen	(Optional) Min. 1-inch Poly ISO 1, Poly ISO 1-DWD	Helix Max LRA or Helix Max LRA-DT (RIBBON)	Insulation: (Optional) Additional layer(s) base insulation Coverboard: Min. 2-inch InsulBase RL	Helix Max LRA or Helix Max LRA-DT (RIBBON)	Mule-Hide TPO-c Fleece Back RL		-142.5
R-32	Existing fully-adhered asphalt built-up roof (BUR) with flood coat & gravel (loose gravel removed)	Min. 1-inch Poly ISO 1, Poly ISO 1-DWD	Helix Max LRA or Helix Max LRA-DT (RIBBON, 6-inch o.c.)	Insulation: (Optional) Additional layer(s) base insulation Coverboard: Min. 2-inch InsulBase RL	Helix Max LRA or Helix Max LRA-DT (RIBBON)	Mule-Hide TPO-c Fleece Back RL		-142.5
R-33	Existing fully-adhered asphalt built-up roof (BUR) with flood coat & gravel (loose gravel removed)	Min. 2-inch InsulBase RL	Helix Max LRA or Helix Max LRA-DT (RIBBON, 6-inch o.c.)	None	N/A	Mule-Hide TPO-c Fleece Back RL		-142.5

2026 FBC NON-HVHZ

TABLE 7B: RECOVER APPLICATIONS
SYSTEM TYPE A-1: BONDED INSULATION, BONDED BASE PLY, BONDED ROOF COVER

[A] The reported MDP documents the allowable maximum design pressure of the new insulation, coverboard and roof cover when adhered to the substrate, irrespective of the deck type (See Note 1) or performance of the substrate (See Note 12). The deck and substrate shall be capable of resisting the project design pressure requirements, not to exceed the noted MDP, to the satisfaction of the Authority Having Jurisdiction.

System No.	Substrate (Notes 1 & Note 12)	Base Insulation Layer		Top Insulation Layer(s)		Roof Cover (Note 15)		MDP (psf)[A]
		Type	Attach (Notes 6,7,8)	Type	Attach (Notes 6,7,8)	Base	Application	
MULE-HIDE TPO-C FLEECE BACK MEMBRANE APPLICATIONS (FULL BOND):								
R-34	Existing fully-adhered granule-surfaced asphalt built-up roof (BUR), smooth-surfaced asphalt built-up roof (BUR), granule-surfaced APP or SBS modified bitumen or smooth-surfaced SBS modified bitumen	(Optional) Min. 1.5-inch Poly ISO 1, Poly ISO 1-DWD	Helix Max LRA or Helix Max LRA-DT (RIBBON)	Insulation: (Optional) Additional layer(s) base insulation Coverboard: Min. 0.5-inch DensDeck Prime or SECUROCK Gypsum-Fiber Roof Board	Helix Max LRA or Helix Max LRA-DT (RIBBON)	Carlisle SureMB 90TG or 120TG / torch-applied	Mule-Hide TPO-c Fleece Back / Helix Max LRA or Helix Max LRA-DT (FULL)	-165.0
R-35	Existing fully-adhered asphalt built-up roof (BUR) with flood coat & gravel (loose gravel removed)	Min. 1.5-inch Poly ISO 1, Poly ISO 1-DWD	Helix Max LRA or Helix Max LRA-DT (RIBBON, 6-inch o.c.)	Insulation: (Optional) Additional layer(s) base insulation Coverboard: Min. 0.5-inch DensDeck Prime or SECUROCK Gypsum-Fiber Roof Board	Helix Max LRA or Helix Max LRA-DT (RIBBON)	Carlisle SureMB 90TG or 120TG / torch-applied	Mule-Hide TPO-c Fleece Back / Helix Max LRA or Helix Max LRA-DT (FULL)	-165.0
R-36	Existing fully-adhered asphalt built-up roof (BUR) with flood coat & gravel (loose gravel removed)	Min. 0.5-inch DensDeck Prime or SECUROCK Gypsum-Fiber Roof Board	Helix Max LRA or Helix Max LRA-DT (RIBBON, 6-inch o.c.)	None	N/A	Carlisle SureMB 90TG or 120TG / torch-applied	Mule-Hide TPO-c Fleece Back / Helix Max LRA or Helix Max LRA-DT (FULL)	-165.0
MULE-HIDE TPO-C FLEECE BACK PLUS MEMBRANE APPLICATIONS:								
R-37	Existing fully-adhered granule-surfaced asphalt built-up roof (BUR), smooth-surfaced asphalt built-up roof (BUR), granule-surfaced APP or SBS modified bitumen or smooth-surfaced SBS modified bitumen	Min. 1-inch Poly ISO 1, Poly ISO 1-DWD	Helix Max LRA or Helix Max LRA-DT (RIBBON)	Insulation: (Optional) Additional layer(s) base insulation Coverboard: Min. 0.5-inch SECUROCK Gypsum-Fiber Roof Board	Helix Max LRA or Helix Max LRA-DT (RIBBON)	Carlisle SureMB 90TG or 120TG / torch-applied	Mule-Hide TPO-c Fleece Back Plus / C-MCA or hot asphalt	-157.5
R-38	Existing fully-adhered asphalt built-up roof (BUR) with flood coat & gravel (loose gravel removed)	Min. 1-inch Poly ISO 1, Poly ISO 1-DWD	Helix Max LRA or Helix Max LRA-DT (RIBBON, 6-inch o.c.)	Insulation: (Optional) Additional layer(s) base insulation Coverboard: Min. 0.5-inch SECUROCK Gypsum-Fiber Roof Board	Helix Max LRA or Helix Max LRA-DT (RIBBON)	Carlisle SureMB 90TG or 120TG / torch-applied	Mule-Hide TPO-c Fleece Back Plus / C-MCA or hot asphalt	-157.5
R-39	Existing fully-adhered asphalt built-up roof (BUR) with flood coat & gravel (loose gravel removed)	Min. 0.5-inch SECUROCK Gypsum-Fiber Roof Board	Helix Max LRA or Helix Max LRA-DT (RIBBON, 6-inch o.c.)	None	N/A	Carlisle SureMB 90TG or 120TG / torch-applied	Mule-Hide TPO-c Fleece Back Plus / C-MCA or hot asphalt	-157.5

2026 FBC NON-HVHZ

TABLE 7B: RECOVER APPLICATIONS
SYSTEM TYPE A-1: BONDED INSULATION, BONDED BASE PLY, BONDED ROOF COVER

[A] The reported MDP documents the allowable maximum design pressure of the new insulation, coverboard and roof cover when adhered to the substrate, irrespective of the deck type (See Note 1) or performance of the substrate (See Note 12). The deck and substrate shall be capable of resisting the project design pressure requirements, not to exceed the noted MDP, to the satisfaction of the Authority Having Jurisdiction.

System No.	Substrate (Notes 1 & Note 12)	Base Insulation Layer		Top Insulation Layer(s)		Roof Cover (Note 15)		MDP (psf)[A]
		Type	Attach (Notes 6,7,8)	Type	Attach (Notes 6,7,8)	Base	Application	
R-40	Existing fully-adhered granule-surfaced asphalt built-up roof (BUR), smooth-surfaced asphalt built-up roof (BUR), granule-surfaced APP or SBS modified bitumen or smooth-surfaced SBS modified bitumen	Min. 1-inch Poly ISO 1, Poly ISO 1-DWD	Helix Max LRA or Helix Max LRA-DT (RIBBON)	Insulation: (Optional) Additional layer(s) base insulation Coverboard: Min. 0.5-inch DensDeck Prime	Helix Max LRA or Helix Max LRA-DT (RIBBON)	Carlisle SureMB 90TG or 120TG / torch-applied	Mule-Hide TPO-c Fleece Back Plus / C-MCA or hot asphalt	-167.5
R-41	Existing fully-adhered asphalt built-up roof (BUR) with flood coat & gravel (loose gravel removed)	Min. 1-inch Poly ISO 1, Poly ISO 1-DWD	Helix Max LRA or Helix Max LRA-DT (RIBBON, 6-inch o.c.)	Insulation: (Optional) Additional layer(s) base insulation Coverboard: Min. 0.5-inch DensDeck Prime	Helix Max LRA or Helix Max LRA-DT (RIBBON)	Carlisle SureMB 90TG or 120TG / torch-applied	Mule-Hide TPO-c Fleece Back Plus / C-MCA or hot asphalt	-167.5
R-42	Existing fully-adhered granule-surfaced asphalt built-up roof (BUR), smooth-surfaced asphalt built-up roof (BUR), granule-surfaced APP or SBS modified bitumen or smooth-surfaced SBS modified bitumen	Min. 0.5-inch DensDeck Prime	Helix Max LRA or Helix Max LRA-DT (RIBBON)	None	N/A	Carlisle SureMB 90TG or 120TG / torch-applied	Mule-Hide TPO-c Fleece Back Plus / C-MCA or hot asphalt	-202.5
R-43	Existing fully-adhered asphalt built-up roof (BUR) with flood coat & gravel (loose gravel removed)	Min. 0.5-inch DensDeck Prime	Helix Max LRA or Helix Max LRA-DT (RIBBON, 6-inch o.c.)	None	N/A	Carlisle SureMB 90TG or 120TG / torch-applied	Mule-Hide TPO-c Fleece Back Plus / C-MCA or hot asphalt	-202.5

TABLE 7C: STEEL - RECOVER
SYSTEM TYPE C-2: INDUCTION WELDED ROOF COVER

All areas where the existing metal panels do not lay flush on the underlying purlin shall have a 0.25-inch diameter pilot hole pre-drilled into the panel prior to driving the Purlin Fastener into the purlin

System No.	Substrate (Notes 1)	Insulation Layer (Note 5)	Attachment		Roof Cover (Note 15B)	MDP (psf)
			Fastener (Note 11)	Spacing		
MULE-HIDE TPO INDUCTION WELD PLATE SYSTEMS:						
R-44	Existing standing seam or lap seam metal roof covers having min. 16 ga. (0.060-inch) to max. 3/16-inch thick steel purlins spaced **max. 60-inch o.c.**	One or more layers, any combination, preliminarily fastened	Mule-Hide PFC Purlin Drill Point Fastener and Mule-Hide TPO Induction Weld Plate	6-inch o.c. along purlins	Mule-Hide TPO-c, Mule-Hide TPO-c Extra or Mule-Hide TPO-c (FR) induction welded with Trufast Induction Welding Tool per manufacturer's instructions.	-90.0

2026 FBC NON-HVHZ

TABLE 7C: STEEL - RECOVER SYSTEM TYPE C-2: INDUCTION WELDED ROOF COVER *All areas where the existing metal panels do not lay flush on the underlying purlin shall have a 0.25-inch diameter pilot hole pre-drilled into the panel prior to driving the Purlin Fastener into the purlin*						
System No.	**Substrate (Notes 1)**	**Insulation Layer (Note 5)**	**Attachment**		**Roof Cover (Note 15B)**	**MDP (psf)**
			Fastener (Note 11)	**Spacing**		
RHINOBOND SYSTEMS:						
R-45	Existing standing seam or lap seam metal roof covers having min. 16 ga. (0.0598-inch) to max. 3/16-inch thick steel purlins spaced **max. 60-inch o.c.**	One or more layers, any combination, preliminarily fastened	OMG Purlin Fastener or RetroDriller Fastener and RhinoBond Insulation Plate (TPO) are fastened through to purlins	18-inch o.c. in rows 60-inch o.c.	Mule-Hide TPO-c (minimum 60-mil) or Mule-Hide TPO-c Extra induction welded with RhinoBond tool per manufacturer's instructions.	-30.0
R-46	Existing standing seam or lap seam metal roof covers having min. 16 ga. (0.0598-inch) to max. 3/16-inch thick steel purlins spaced **max. 120-inch o.c.**	One or more layers, any combination, preliminarily fastened	OMG Purlin Fastener or RetroDriller Fastener and RhinoBond Insulation Plate (TPO) are fastened through to purlins	12-inch o.c. along purlins	Mule-Hide TPO-c (minimum 60-mil) or Mule-Hide TPO-c Extra induction welded with RhinoBond tool per manufacturer's instructions.	-30.0
R-47	Existing standing seam or lap seam metal roof covers having min. 16 ga. (0.0598-inch) to max. 3/16-inch thick steel purlins spaced **max. 120-inch o.c.**	One or more layers, any combination, preliminarily fastened	OMG Purlin Fastener or RetroDriller Fastener and RhinoBond Insulation Plate (TPO) are fastened through to purlins	6-inch o.c. along purlins	Mule-Hide TPO-c or Mule-Hide TPO-c Extra induction welded with RhinoBond tool per manufacturer's instructions.	-37.5
R-48	Existing standing seam or lap seam metal roof covers having min. 16 ga. (0.0598-inch) to max. 3/16-inch thick steel purlins spaced **max. 60-inch o.c.**	One or more layers, any combination, preliminarily fastened	OMG Purlin Fastener or RetroDriller Fastener and RhinoBond Insulation Plate (TPO) are fastened through to purlins	12-inch o.c. along purlins	Mule-Hide TPO-c or Mule-Hide TPO-c Extra induction welded with RhinoBond tool per manufacturer's instructions.	-37.5
R-49	Existing standing seam or lap seam metal roof covers having min. 16 ga. (0.0598-inch) to max. 3/16-inch thick steel purlins spaced **max. 60-inch o.c.**	One or more layers, any combination, preliminarily fastened	OMG Purlin Fastener or RetroDriller Fastener and RhinoBond Insulation Plate (TPO) are fastened through to purlins	12-inch o.c. along purlins	Mule-Hide TPO-c (minimum 60-mil) or Mule-Hide TPO-c Extra induction welded with RhinoBond tool per manufacturer's instructions.	-45.0
R-50	Existing standing seam or lap seam metal roof covers having min. 16 ga. (0.0598-inch) to max. 3/16-inch thick steel purlins spaced **max. 120-inch o.c.**	One or more layers, any combination, preliminarily fastened	OMG Purlin Fastener or RetroDriller Fastener and RhinoBond Insulation Plate (TPO) are fastened through to purlins	6-inch o.c. along purlins	Mule-Hide TPO-c (minimum 60-mil) or Mule-Hide TPO-c Extra induction welded with RhinoBond tool per manufacturer's instructions.	-52.5
R-51	Existing standing seam or lap seam metal roof covers having min. 16 ga. (0.0598-inch) to max. 3/16-inch thick steel purlins spaced **max. 60-inch o.c.**	One or more layers, any combination, preliminarily fastened	OMG Purlin Fastener or RetroDriller Fastener and RhinoBond Insulation Plate (TPO) are fastened through to purlins	6-inch o.c. along purlins	Mule-Hide TPO-c or Mule-Hide TPO-c Extra induction welded with RhinoBond tool per manufacturer's instructions.	-67.5
***ISOWELD* INDUCTION WELDING SYSTEM:**						
R-52	Existing standing seam or lap seam metal roof covers having min. 16 gauge (0.0598 inch), 50 ksi steel purlins spaced **max. 60-inch o.c.**	One or more layers, any combination, preliminarily fastened	Dekfast DF-#12-PC-SQ3 with SFS isoweld F1-P-6.8-TPO Plate are fastened through to purlins	12-inch o.c. along purlins	Mule-Hide TPO-c or Mule-Hide TPO-c Extra induction welded with SFS *isoweld*® 3000 stand-up tool.	-37.5

2026 FBC NON-HVHZ

TABLE 7C: STEEL - RECOVER SYSTEM TYPE C-2: INDUCTION WELDED ROOF COVER *All areas where the existing metal panels do not lay flush on the underlying purlin shall have a 0.25-inch diameter pilot hole pre-drilled into the panel prior to driving the Purlin Fastener into the purlin*						
System No.	Substrate (Notes 1)	Insulation Layer (Note 5)	Attachment		Roof Cover (Note 15B)	MDP (psf)
			Fastener (Note 11)	Spacing		
R-53	Existing standing seam or lap seam metal roof covers having min. 16 gauge (0.0598 inch), 50 ksi steel purlins spaced **max. 120-inch o.c.**	One or more layers, any combination, preliminarily fastened	Dekfast DF-#12-PC-SQ3 with SFS isoweld F1-P-6.8-TPO Plate are fastened through to purlins	6-inch o.c. along purlins	Mule-Hide TPO-c or Mule-Hide TPO-c Extra induction welded with SFS *isoweld®* 3000 stand-up tool.	-37.5
R-54	Existing standing seam or lap seam metal roof covers having min. 16 gauge (0.0598 inch), 50 ksi steel purlins spaced **max. 60-inch o.c.**	One or more layers, any combination, preliminarily fastened	Dekfast DF-#12-PC-SQ3 with SFS isoweld F1-P-6.8-TPO Plate are fastened through to purlins	12-inch o.c. along purlins	Mule-Hide TPO-c (minimum 60-mil) or Mule-Hide TPO-c Extra induction welded with SFS *isoweld®* 3000 stand-up tool.	-45.0
R-55	Existing standing seam or lap seam metal roof covers having min. 16 gauge (0.0598 inch), 50 ksi steel purlins spaced **max. 60-inch o.c.**	One or more layers, any combination, preliminarily fastened	Dekfast DF-#12-PC-SQ3 with SFS isoweld F1-P-6.8-TPO Plate are fastened through to purlins	6-inch o.c. along purlins	Mule-Hide TPO-c or Mule-Hide TPO-c Extra induction welded with SFS *isoweld®* 3000 stand-up tool.	-90.0

TABLE 7D: STEEL – RECOVER SYSTEM TYPE D-1: INSULATED, MECHANICALLY ATTACHED ROOF COVER *All areas where the existing metal panels do not lay flush on the underlying purlin shall have a 0.25-inch diameter pilot hole pre-drilled into the panel prior to driving the Purlin Fastener into the purlin*							
System No.	Deck (Note 1)	Insulation		Roof Cover (Note 15A)			MDP (psf)
		Type	Attach (Note 17)	Membrane	Fastener (Note 11)	Attachment	
R-56	Existing standing seam or lap seam metal roof covers having min. 16 ga. (0.0598-inch) to max. 3/16-inch thick steel purlins spaced max. 138.5-inch o.c.	One or more layers, any combination	Prelim. attach	Mule-Hide TPO-c or Mule-Hide TPO-c Extra	OMG Purlin Fastener or RetroDriller Fastener with OMG 2-3/8 XHD Barbed Stress Plate	12-inch o.c. within 5.5-inch wide laps spaced max. 138.5-inch o.c. to engage steel purlin. Laps sealed with 1.5-inch heat weld.	-30.0
R-57	Existing standing seam or lap seam metal roof covers having min. 16 ga. (0.0598-inch) to max. 3/16-inch thick steel purlins spaced max. 115-inch o.c.	One or more layers, any combination	Prelim. attach	Mule-Hide TPO-c or Mule-Hide TPO-c Extra	OMG Purlin Fastener or RetroDriller Fastener with OMG 2-3/8 XHD Barbed Stress Plate	12-inch o.c. within 5.5-inch wide laps spaced max. 115-inch o.c. to engage steel purlin. Laps sealed with 1.5-inch heat weld.	-45.0
R-58	Existing standing seam or lap seam metal roof covers having min. 16 ga. (0.0598-inch) to max. 3/16-inch thick steel purlins spaced max. 54.5-inch o.c.	One or more layers, any combination	Prelim. attach	Mule-Hide TPO-c or Mule-Hide TPO-c Extra	OMG Purlin Fastener or RetroDriller Fastener with OMG 2-3/8 XHD Barbed Stress Plate	12-inch o.c. within 5.5-inch wide laps spaced max. 54.5-inch o.c. to engage steel purlin. Laps sealed with 1.5-inch heat weld.	-60.0
R-59	Existing standing seam or lap seam metal roof covers having min. 16 ga. (0.0598-inch) to max. 3/16-inch thick steel purlins spaced max. 138.5-inch o.c.	One or more layers, any combination	Prelim. attach	Mule-Hide TPO-c or Mule-Hide TPO-c Extra	OMG Purlin Fastener or RetroDriller Fastener with OMG 2-3/8 XHD Barbed Stress Plate	6-inch o.c. within 5.5-inch wide laps spaced max. 138.5-inch o.c. to engage steel purlin. Laps sealed with 1.5-inch heat weld.	-60.0
R-60	Existing standing seam or lap seam metal roof covers having min. 16 ga. (0.0598-inch) to max. 3/16-inch thick steel purlins spaced max. 90.5-inch o.c.	One or more layers, any combination	Prelim. attach	Mule-Hide TPO-c or Mule-Hide TPO-c Extra	OMG Purlin Fastener or RetroDriller Fastener with OMG 2-3/8 XHD Barbed Stress Plate	6-inch o.c. within 5.5-inch wide laps spaced max. 90.5-inch o.c. to engage steel purlin. Laps sealed with 1.5-inch heat weld.	-67.5

2026 FBC NON-HVHZ

TABLE 7D: STEEL – RECOVER
SYSTEM TYPE D-1: INSULATED, MECHANICALLY ATTACHED ROOF COVER
All areas where the existing metal panels do not lay flush on the underlying purlin shall have a 0.25-inch diameter pilot hole pre-drilled into the panel prior to driving the Purlin Fastener into the purlin

System No.	Deck (Note 1)	Insulation		Roof Cover (Note 15A)			MDP (psf)
		Type	Attach (Note 17)	Membrane	Fastener (Note 11)	Attachment	
R-61	Existing standing seam or lap seam metal roof covers having min. 16 ga. (0.0598-inch) to max. 3/16-inch thick steel purlins spaced max. 54.5-inch o.c.	One or more layers, any combination	Prelim. attach	Mule-Hide TPO-c or Mule-Hide TPO-c Extra	OMG Purlin Fastener or RetroDriller Fastener with OMG 2-3/8 XHD Barbed Stress Plate	9-inch o.c. within 5.5-inch wide laps spaced max. 54.5-inch o.c. to engage steel purlin. Laps sealed with 1.5-inch heat weld.	-75.0
R-62	Existing standing seam or lap seam metal roof covers having min. 16 ga. (0.0598-inch) to max. 3/16-inch thick steel purlins spaced max. 54.5-inch o.c.	One or more layers, any combination	Prelim. attach	Mule-Hide TPO-c or Mule-Hide TPO-c Extra	OMG Purlin Fastener or RetroDriller Fastener with OMG 2-3/8 XHD Barbed Stress Plate	6-inch o.c. within 5.5-inch wide laps spaced max. 54.5-inch o.c. to engage steel purlin. Laps sealed with 1.5-inch heat weld.	-90.0

TABLE 7E: STEEL – RECOVER
SYSTEM TYPE D-1: INSULATED, MECHANICALLY ATTACHED ROOF COVER (RUSS STRIPS)
All areas where the existing metal panels do not lay flush on the underlying purlin shall have a 0.25-inch diameter pilot hole pre-drilled into the panel prior to driving the Purlin Fastener into the purlin

System No.	Deck (Note 1)	Insulation		Roof Cover (Note 15A)			MDP (psf)
		Type	Attach (Note 17)	Membrane	Fastener (Note 11)	Attachment	
R-63	Existing standing seam or lap seam metal roof covers having min. 16 ga. (0.0598-inch) to max. 3/16-inch thick steel purlins spaced max. 138-inch o.c.	One or more layers, any combination	Prelim. attached	Mule-Hide TPO-c, Mule-Hide TPO-c (FR) or Mule-Hide TPO-c Extra	OMG Purlin Fastener or RetroDriller Fastener with OMG 2-3/8 XHD Barbed Stress Plate	Mule-Hide TPO-c TPO 10-inch Pressure-Sensitive RUSS strips are applied over the insulation spaced 138-inch o.c. The plates are centered over each strip and fastened 6-inch o.c. to engage the purlin. Roof cover adhered to each strip by first priming with TPO Primer at the strip location, then rolling into place with a hand roller.	-30.0
R-64	Existing standing seam or lap seam metal roof covers having min. 16 ga. (0.0598-inch) to max. 3/16-inch thick steel purlins spaced max. 114-inch o.c.	One or more layers, any combination	Prelim. attached	Mule-Hide TPO-c, Mule-Hide TPO-c (FR) or Mule-Hide TPO-c Extra	OMG Purlin Fastener or RetroDriller Fastener with OMG 2-3/8 XHD Barbed Stress Plate	Mule-Hide TPO-c TPO 10-inch Pressure-Sensitive RUSS strips are applied over the insulation spaced 114-inch o.c. The plates are centered over each strip and fastened 6-inch o.c. to engage the purlin. Roof cover adhered to each strip by first priming with TPO Primer at the strip location, then rolling into place with a hand roller.	-45.0
R-65	Existing standing seam or lap seam metal roof covers having min. 16 ga. (0.0598-inch) to max. 3/16-inch thick steel purlins spaced max. 90-inch o.c.	One or more layers, any combination	Prelim. attached	Mule-Hide TPO-c, Mule-Hide TPO-c (FR) or Mule-Hide TPO-c Extra	OMG Purlin Fastener or RetroDriller Fastener with OMG 2-3/8 XHD Barbed Stress Plate	Mule-Hide TPO-c TPO 10-inch Pressure-Sensitive RUSS strips are applied over the insulation spaced 90-inch o.c. The plates are centered over each strip and fastened 6-inch o.c. to engage the purlin. Roof cover adhered to each strip by first priming with TPO Primer at the strip location, then rolling into place with a hand roller.	-52.5
R-66	Existing standing seam or lap seam metal roof covers having min. 16 ga. (0.0598-inch) to max. 3/16-inch thick steel purlins spaced max. 120-inch o.c.	One or more layers, any combination	Prelim. attached	Mule-Hide TPO-c, Mule-Hide TPO-c (FR) or Mule-Hide TPO-c Extra	OMG Purlin Fastener or RetroDriller Fastener with OMG 2-3/8 XHD Barbed Stress Plate	Mule-Hide TPO-c TPO 10-inch Pressure-Sensitive RUSS strips are applied over the insulation spaced 120-inch o.c. The plates are centered over each strip and fastened 6-inch o.c. to engage the purlin. Roof cover adhered to each strip by first priming with HP-250 Primer at the strip location, then rolling into place with a hand roller.	-60.0

2026 FBC NON-HVHZ

TABLE 7E: STEEL – RECOVER SYSTEM TYPE D-1: INSULATED, MECHANICALLY ATTACHED ROOF COVER (RUSS STRIPS) *All areas where the existing metal panels do not lay flush on the underlying purlin shall have a 0.25-inch diameter pilot hole pre-drilled into the panel prior to driving the Purlin Fastener into the purlin*							
System No.	Deck (Note 1)	Insulation		Roof Cover (Note 15A)			MDP (psf)
		Type	Attach (Note 17)	Membrane	Fastener (Note 11)	Attachment	
R-67	Existing standing seam or lap seam metal roof covers having min. 16 ga. (0.0598-inch) to max. 3/16-inch thick steel purlins spaced max. 60-inch o.c.	One or more layers, any combination	Prelim. attached	Mule-Hide TPO-c, Mule-Hide TPO-c (FR) or Mule-Hide TPO-c Extra	OMG Purlin Fastener or RetroDriller Fastener with OMG 2-3/8 XHD Barbed Stress Plate	Mule-Hide TPO-c TPO 10-inch Pressure-Sensitive RUSS strips are applied over the insulation spaced 60-inch o.c. The plates are centered over each strip and fastened 12-inch o.c. to engage the purlin. Roof cover adhered to each strip by first priming with HP-250 Primer at the strip location, then rolling into place with a hand roller.	-60.0

TABLE 7F: RECOVER APPLICATIONS SYSTEM TYPE E-1: NON-INSULATED, MECHANICALLY ATTACHED ROOF COVER								
System No.	Deck (Note 1)	Roof Cover (Note 15)						MDP (psf)
		Membrane	Fastener (Note 11)	Fastener Spacing	Lap Width	Lap Spacing	Seam Weld	
R-68	Existing steel deck	Mule-Hide TPO-c Fleece Back Plus or Mule-Hide TPO-c Fleece Back	Mule-Hide EHD Fastener with Mule-Hide 2.4" Seam Plate installed through to engage existing deck	12-inch o.c.	5.5-inch	138.5-inch o.c.	1.5-inch outside	-30.0
R-69	Existing steel deck	Mule-Hide TPO-c Fleece Back Plus 155 or Mule-Hide TPO-c Fleece Back 135	OMG Super XHD with Mule-Hide 2.4" Seam Plate installed through to engage existing deck	12-inch o.c.	5-inch	139-inch o.c.	1.5-inch outside	-30.0
R-70	Existing steel deck, min. Grade 80	Mule-Hide TPO-c Fleece Back Plus or Mule-Hide TPO-c Fleece Back	Mule-Hide EHD Fastener with Mule-Hide 2.4" Seam Plate installed through to engage existing deck	12-inch o.c.	5.5-inch	139-inch o.c.	1.5-inch outside	-30.0
R-71	Existing steel deck	Mule-Hide TPO-c Fleece Back Plus 155 or Mule-Hide TPO-c Fleece Back 135	OMG Super XHD with Mule-Hide 2.4" Seam Plate installed through to engage existing deck	6-inch o.c.	5-inch	139-inch o.c.	1.5-inch outside	-37.5
R-72	Existing steel deck, min. Grade 80	Mule-Hide TPO-c Fleece Back Plus or Mule-Hide TPO-c Fleece Back	Mule-Hide EHD Fastener with Mule-Hide 2.4" Seam Plate installed through to engage existing deck	6-inch o.c.	5.5-inch	139-inch o.c.	1.5-inch outside	-37.5
R-73	Existing steel deck	Mule-Hide TPO-c Fleece Back Plus 155 or Mule-Hide TPO-c Fleece Back 135	OMG Super XHD with Mule-Hide 2.4" Seam Plate installed through to engage existing deck	12-inch o.c.	5-inch	115-inch o.c.	1.5-inch outside	-37.5
R-74	Existing steel deck, min. Grade 80	Mule-Hide TPO-c Fleece Back Plus or Mule-Hide TPO-c Fleece Back	OMG Super XHD with Mule-Hide 2.4" Seam Plate installed through to engage existing deck	12-inch o.c.	5.5-inch	115-inch o.c.	1.5-inch outside	-37.5
R-75	Existing steel deck	Mule-Hide TPO-c Fleece Back Plus or Mule-Hide TPO-c Fleece Back	Mule-Hide EHD Fastener with Mule-Hide 2.4" Seam Plate installed through to engage existing deck	6-inch o.c.	5.5-inch	138.5-inch o.c.	1.5-inch outside	-52.5

2026 FBC NON-HVHZ

TABLE 7F: RECOVER APPLICATIONS SYSTEM TYPE E-1: NON-INSULATED, MECHANICALLY ATTACHED ROOF COVER								
System No.	Deck (Note 1)	Roof Cover (Note 15)						MDP (psf)
		Membrane	Fastener (Note 11)	Fastener Spacing	Lap Width	Lap Spacing	Seam Weld	
R-76	Existing steel deck	Mule-Hide TPO-c Fleece Back Plus or Mule-Hide TPO-c Fleece Back	OMG Super XHD with Mule-Hide 2.4" Seam Plate installed through to engage existing deck	6-inch o.c.	5.5-inch	138.5-inch o.c.	1.5-inch outside	-60.0
R-77	Existing steel deck, min. Grade 80	Mule-Hide TPO-c Fleece Back Plus or Mule-Hide TPO-c Fleece Back	Mule-Hide EHD Fastener with Mule-Hide 2.4" Seam Plate installed through to engage existing deck	6-inch o.c.	5.5-inch	138.5-inch o.c.	1.5-inch outside	-60.0
R-78	Existing steel deck, min. Grade 80	Mule-Hide TPO-c Fleece Back Plus or Mule-Hide TPO-c Fleece Back	Mule-Hide EHD Fastener with Mule-Hide 2.4" Seam Plate installed through to engage existing deck	6-inch o.c.	5.5-inch	91-inch o.c.	1.5-inch outside	-60.0
R-79	Existing steel deck, min. Grade 80	Mule-Hide TPO-c Fleece Back Plus 155 or Mule-Hide TPO-c Fleece Back 135	OMG Super XHD with Mule-Hide 2.4" Seam Plate installed through to engage existing deck	12-inch o.c.	5-inch	91-inch o.c.	1.5-inch outside	-60.0
R-80	Existing structural concrete	Mule-Hide TPO-c Fleece Back Plus or Mule-Hide TPO-c Fleece Back	OMG Heavy Duty Fastener with OMG 2-3/8 XHD Barbed Stress Plate installed through to engage existing deck	12-inch o.c.	5.5-inch	138.5-inch o.c.	1.5-inch outside	-30.0
R-81	Existing structural concrete	Mule-Hide TPO-c Fleece Back Plus or Mule-Hide TPO-c Fleece Back	OMG Heavy Duty or CD-10 Fastener with OMG 2-3/8 XHD Barbed Stress Plate installed through to engage existing deck Plate	6-inch o.c.	5.5-inch	139-inch o.c.	1.5-inch outside	-37.5
R-82	Existing structural concrete	Mule-Hide TPO-c Fleece Back Plus or Mule-Hide TPO-c Fleece Back	OMG Heavy Duty Fastener with OMG 2-3/8 XHD Barbed Stress Plate installed through to engage existing deck	12-inch o.c.	5.5-inch	115-inch o.c.	1.5-inch outside	-37.5
R-83	Existing structural concrete	Mule-Hide TPO-c Fleece Back Plus or Mule-Hide TPO-c Fleece Back	OMG Heavy Duty Fastener with OMG 2-3/8 XHD Barbed Stress Plate installed through to engage existing deck	6-inch o.c.	5.5-inch	138.5-inch o.c.	1.5-inch outside	-60.0
R-84	Existing structural concrete	Mule-Hide TPO-c Fleece Back Plus or Mule-Hide TPO-c Fleece Back	OMG Heavy Duty or CD-10 Fastener with OMG 2-3/8 XHD Barbed Stress Plate installed through to engage existing deck	6-inch o.c.	5.5-inch	91-inch o.c.	1.5-inch outside	-60.0

2026 FBC NON-HVHZ

TABLE 7G: RECOVER APPLICATIONS
SYSTEM TYPE F-1: NON-INSULATED, BONDED ROOF COVER

[A] The reported MDP documents the allowable maximum design pressure of the new roof cover when adhered to the substrate, irrespective of the deck type (See Note 1) or performance of the substrate (See Note 12). The deck and substrate shall be capable of resisting the project design pressure requirements, not to exceed the noted MDP, to the satisfaction of the Authority Having Jurisdiction.

System No.	Substrate (Notes 1 & Note 12)	Roof Cover (Note 15)		MDP (psf)[A]
		Type	Attach	
MULE-HIDE TPO-C APPLICATIONS:				
R-85	Existing fully adhered TPO single ply	Mule-Hide TPO-c	AeroWeb	-585.0
MULE-HIDE TPO-C FLEECE BACK MEMBRANE APPLICATIONS (PARTIAL BOND):				
R-86	Existing fully adhered, granule-surfaced asphalt built-up roof (BUR), smooth-surfaced asphalt built-up roof (BUR), granule-surfaced APP or SBS modified bitumen or smooth-surfaced SBS modified bitumen	Mule-Hide TPO-c Fleece Back	Helix Max LRA or Helix Max LRA-DT (RIBBON, 6-inch o.c.)	-177.0
MULE-HIDE TPO-C FLEECE BACK MEMBRANE APPLICATIONS (FULL BOND):				
R-87	Existing fully adhered, granule-surfaced asphalt built-up roof (BUR), smooth-surfaced asphalt built-up roof (BUR), granule-surfaced APP or SBS modified bitumen or smooth-surfaced SBS modified bitumen	Mule-Hide TPO-c Fleece Back	Helix Max LRA (FULL)	-177.0
R-88	Existing fully adhered TPO single ply	Mule-Hide TPO-c Fleece Back	Helix Max LRA-DT (FULL)	-270.0
R-89	Existing fully adhered, granule-surfaced asphalt built-up roof (BUR), smooth-surfaced asphalt built-up roof (BUR) or granule-surfaced modified bitumen	Mule-Hide TPO-c Fleece Back Plus	Hot Asphalt	-367.5
R-90	Existing fully adhered, granule-surfaced asphalt built-up roof (BUR), smooth-surfaced asphalt built-up roof (BUR), granule-surfaced APP or SBS modified bitumen or smooth-surfaced SBS modified bitumen	Mule-Hide TPO-c Fleece Back	Helix Max LRA-DT (FULL)	-635.0

TABLE 7H: RECOVER APPLICATIONS
SYSTEM TYPE F-2: NEW LIGHTWEIGHT CONCRETE OVER EXISTING ROOF, BONDED ROOF COVER

[A] The reported MDP documents the allowable maximum design pressure of the new LWC and roof cover when adhered to the substrate, irrespective of the deck type (See Note 1) or performance of the substrate (See Note 12). The deck and substrate shall be capable of resisting the project design pressure requirements, not to exceed the noted MDP, to the satisfaction of the Authority Having Jurisdiction.

System No.	Substrate (Notes 1 & Note 12)		Roof Cover (Note 15)		MDP (psf)[A]
	Existing Roof	Lightweight Concrete	Type	Attach	
MULE-HIDE TPO-C OR MULE-HIDE TPO-C (FR) MEMBRANE APPLICATIONS:					
R-91	Existing gravel surface BUR	CELCORE (FL2037): Min. 300 psi, Min. 2-inch thick, Celcore Cellular Concrete or Celcore MF Cellular Concrete (EPS board optional)	Mule-Hide TPO-c	Aqua Base 120, AeroWeb, LVOC BA or TPO-c BA	-75.0
R-92	Existing mineral surface cap sheet, smooth surface BUR or smooth surface modified cap sheet	CELCORE (FL2037): Min. 300 psi, Min. 2-inch thick, Celcore Cellular Concrete (EPS board optional)	Mule-Hide TPO-c	Aqua Base 120	-82.5
R-93	Existing mineral surface cap sheet, smooth surface BUR or smooth surface modified cap sheet	CELCORE (FL2037): Min. 300 psi, Min. 2-inch thick, Celcore Cellular Concrete (EPS board optional)	Mule-Hide TPO-c	AeroWeb, LVOC BA or TPO-c BA	-135.0
R-94	Existing mineral surface cap sheet	CELCORE (FL2037): Min. 36 pcf wet cast density, min. 300 psi, min. 2-inch thick Celcore MF Cellular Concrete (EPS board optional).	Mule-Hide TPO-c	Aqua Base 120, AeroWeb, LVOC BA or TPO-c BA	-135.0

2026 NON-HVHZ

TABLE 7H: RECOVER APPLICATIONS SYSTEM TYPE F-2: NEW LIGHTWEIGHT CONCRETE OVER EXISTING ROOF, BONDED ROOF COVER					
[A] The reported MDP documents the allowable maximum design pressure of the new LWC and roof cover when adhered to the substrate, irrespective of the deck type (See Note 1) or performance of the substrate (See Note 12). The deck and substrate shall be capable of resisting the project design pressure requirements, not to exceed the noted MDP, to the satisfaction of the Authority Having Jurisdiction.					
System No.	Substrate (Notes 1 & Note 12)		Roof Cover (Note 15)		MDP (psf)[A]
	Existing Roof	Lightweight Concrete	Type	Attach	
R-95	Existing smooth surface BUR or smooth surface modified cap sheet	CELCORE (FL2037): Min. 36 pcf wet cast density, min. 300 psi, min. 2-inch thick Celcore MF Cellular Concrete (EPS board optional).	Mule-Hide TPO-c	Aqua Base 120	-217.5
R-96	Existing smooth surface BUR or smooth surface modified cap sheet	CELCORE (FL2037): Min. 36 pcf wet cast density, min. 300 psi, min. 2-inch thick Celcore MF Cellular Concrete (EPS board optional).	Mule-Hide TPO-c	AeroWeb, LVOC BA or TPO-c BA	-262.5
R-97	Existing asphalt BUR	CONCRECEL (FL5584 & FL10500): Min. 350 psi, min. 2-inch thick, Concrecel Lightweight Insulating Concrete (EPS board optional)	Mule-Hide TPO-c	AeroWeb, LVOC BA or TPO-c BA	-375.0
R-98	Existing asphalt BUR or smooth- or granule-surface SBS modified bitumen	ELASTIZELL (FL4994): Min. 250 psi, Min. 2-inch thick, Elastizell Range II LWIC (EPS board optional)	Mule-Hide TPO-c	Aqua Base 120	-67.5
R-99	Existing asphalt BUR or granule-surface SBS modified bitumen	ELASTIZELL (FL4994): Min. 250 psi, Min. 2-inch thick, Elastizell Range II LWIC (EPS board optional)	Mule-Hide TPO-c	AeroWeb, LVOC BA or TPO-c BA	-302.5
R-100	Existing asphalt BUR or smooth-surface SBS modified bitumen	ELASTIZELL (FL4994): Min. 250 psi, Min. 2-inch thick, Elastizell Range II LWIC (EPS board optional)	Mule-Hide TPO-c	AeroWeb, LVOC BA or TPO-c BA	-342.0
MULE-HIDE TPO-C FLEECE BACK MEMBRANE APPLICATIONS (FULL BOND):					
R-101	Existing gravel surface BUR	CELCORE (FL2037): Min. 36 pcf wet cast density, min. 200 psi, min. 2-inch thick Celcore MF Cellular Concrete (EPS board optional).	Mule-Hide TPO-c Fleece Back	Helix Max LRA or Helix Max LRA-DT (FULL)	-75.0
R-102	Existing mineral surface cap sheet	CELCORE (FL2037): Min. 36 pcf wet cast density, min. 200 psi, min. 2-inch thick Celcore MF Cellular Concrete (EPS board optional).	Mule-Hide TPO-c Fleece Back	Helix Max LRA or Helix Max LRA-DT (FULL)	-135.0
R-103	Existing smooth surface BUR or smooth surface modified cap sheet	CELCORE (FL2037): Min. 36 pcf wet cast density, min. 200 psi, min. 2-inch thick Celcore MF Cellular Concrete (EPS board optional).	Mule-Hide TPO-c Fleece Back	Helix Max LRA or Helix Max LRA-DT (FULL)	-232.5
R-104	Existing asphalt BUR or smooth- or granule-surface SBS modified bitumen	ELASTIZELL (FL4994): Min. 320 psi, min. 2-inch thick, Elastizell Range II LWIC (EPS optional board)	Mule-Hide TPO-c Fleece Back	Helix Max LRA (FULL)	-250.0

2026 FBC NON-HVHZ

TABLE 8A: HILTI PART / SUPPORT THICKNESS LIMITATIONS[i]	
HILTI PART	**STEEL SUPPORTING MEMBER THICKNESS (INCH)**
X-ENP-19 L15, X-ENP-19 L15MX or X-ENP-19 L15MXR	$t \geq 0.25$
X-EDN19 THQ12 or X-EDN19 THQ12M	$0.25 \leq t \leq 0.375$
X-EDNK22 THQ12 or X-EDNK22 THQ12M	$t = 0.25$
X-HSN 24	$0.125 \leq t \leq 0.375$
S-MD 12-24 x 1-5/8 M HWH5	$0.125 < t \leq 0.25$

TABLE 8B: HILTI PART / TYPE B STEEL DECK ATTACHMENT-SPAN LIMITATIONS[i]								
HILTI PART	**MAX. SPACING (INCH O.C.)**	**MAX. ALLOWABLE DESIGN PRESSURE (PSF)**	**MAX. SPAN (INCHES)**					
			Min. 22 ga. steel		**Min. 20 ga. steel**		**Min. 18 ga. steel**	
			Min. 33 ksi	**Min. 80 ksi**	**Min. 33 ksi**	**Min. 80 ksi**	**Min. 33 ksi**	**Min. 80 ksi**
X-ENP-19 L15 X-ENP-19 L15MX X-ENP-19 L15MXR X-EDN19 THQ12 X-EDN19 THQ12M X-EDNK22 THQ12 X-EDNK22 THQ12M X-HSN 24 or S-MD 12-24 x 1-5/8 M HWH5	12	-45.0	72	72	72	72	72	72
	6	-82.5*	72	72	72	72	72	72
	6	-90.0*	68	72	72	72	72	72
	6	-97.5*	63	72	72	72	72	72
	6	-105.0*	59	72	72	72	72	72
	6	-112.5*	55	72	67	72	72	72
	6	-120.0*	51	72	63	72	72	72
	6	-127.5*	48	72	59	72	72	72
	6	-135.0*	45	72	56	72	72	72
	6	-142.5*	43	72	53	72	72	72
	6	-150.0*	41	72	50	72	69	72
	6	-157.5*	39	71	48	72	65	72
	6	-165.0*	37	68	46	72	62	72
	6	-165.0*	35	65	44	72	60	71
	6	-172.5*	34	62	42	72	57	68
	6	-180.0*	33	60	40	72	55	65
	6	-187.5*	31	57	39	71	53	62
	6	-195.0*	30	55	37	68	51	60
	6	-202.5*	29	53	36	66	49	58
	6	-210.0*	28	51	36	63	47	56
	6	-217.5*	27	50	33	61	46	54
	6	-225.0*	26	48	32	59	44	52

**Limited to fully or partially adhered roof coverings.*

[i] Information is provided as guidance for use at the discretion of the Designer or Record and Authority Having Jurisdiction. Neither NEMO|etc. nor Robert Nieminen, P.E. purport to evaluate Hilti fasteners for compliance with the Florida Building Code.

2026 FBC NON-HVHZ