

**EVALUATION REPORT OF  
BEST BUY METALS LLC  
'26 GA. STILE PANEL'**


**FLORIDA BUILDING CODE 8TH EDITION (2023)  
FLORIDA PRODUCT APPROVAL  
FL 42103.1-R1  
ROOFING  
METAL ROOFING**

**Prepared For:  
Best Buy Metals LLC  
1652 S Lee Hwy  
Cleveland, TN 37311  
Telephone: (800) 728-4010**

**Prepared By:  
Bala Sockalingam, Ph.D., P.E.  
Florida Professional Engineer #62240  
1216 N Lansing Ave., Suite C  
Tulsa, OK 74106  
Telephone: (918) 492-5992**

**This report consists of  
Evaluation Report (3 Pages including cover)  
Installation Details (2 Pages)**

**Report No. C2716-1  
Date: 8.24.2023**

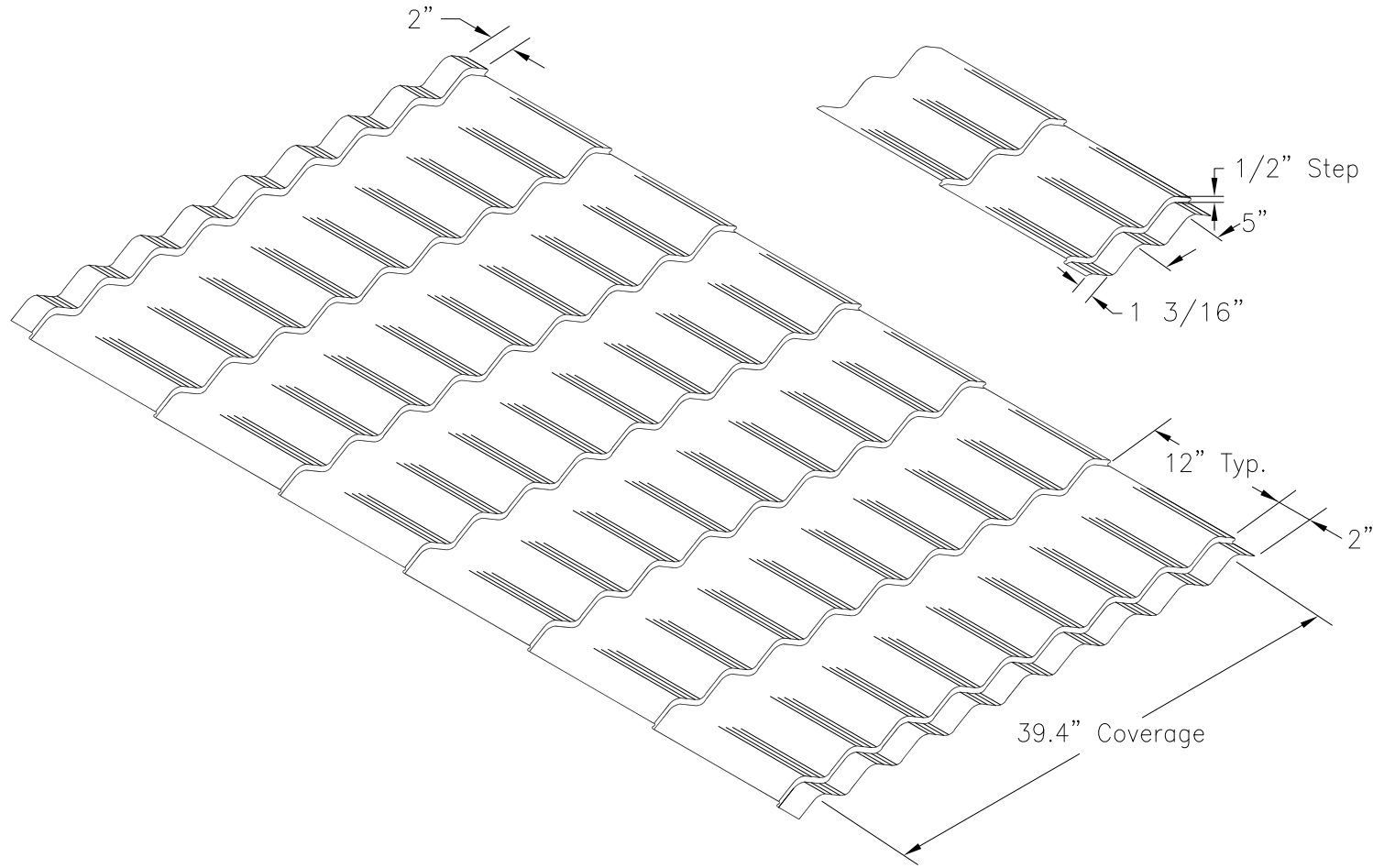


This item has been digitally signed and sealed by Bala Sockalingam, PE, on the date indicated.

Printed copies of this document are not considered signed and sealed and this signature must be verified on any electronic copies.

Manufacturer:	Best Buy Metals LLC
Product Name:	Stile
Panel Description:	39.4" wide coverage with (9) 1-3/16" high, 5" wide and 12" long simulated tile profile
Materials:	Min. 26 ga., 40 ksi steel. Galvanized coated steel (ASTM A653) or Galvalume coated steel (ASTM A792) or painted steel (ASTM A755).
Deck Description:	Min. 15/32" thick plywood or min. 3/4" thick wood plank (min SG of 0.42) for new and existing constructions. Designed and installed as per FBC 2023.
Deck Attachment: (Minimum)	8d x 2.5" long ring shank nails or #8 x 2" long wood screws at 6" o.c. in the field and edges. Designed as per FBC 2023.
Underlayment:	Minimum underlayment as per FBC 2023 Section 1507.4.5.1
Slope:	1/2:12 or greater in accordance with FBC 2023 Section 1507.4.2. Requires applied lap sealant for roof slopes less than 3:12.
Design Uplift Pressure: (Factor of Safety = 2)	85.8 psf at fastener spacing of 24" o.c. 102.7 psf at fastener spacing of 12" o.c.
Panel Attachment: At panel ends At intermediate	1/4"-14 x 1-1/2" long ABMP fasteners at each valley 1/4"-14 x 1-1/2" long ABMP fasteners at each other valley
Sidelap Attachment:	1/8" Diameter x 3/16" long steel pop rivets at 12" o.c.
Test Standards:	Roof assembly tested in accordance with TAS 125-03 'Standard Requirements for Metal Roofing Systems'.
Code Compliance:	The product described herein has demonstrated compliance with FBC 2023 Section 1507.4
Product Limitations:	Design wind loads shall be determined for each project in accordance with FBC 2023 Section 1609 or ASCE 7-22 using allowable stress design. The maximum fastener spacing listed herein shall not be exceeded. This evaluation report is not applicable in High Velocity Hurricane Zone. Fire classification is not within the scope of this Evaluation Report. Refer to FBC 2023 Section 1505 and current approved roofing materials directory or ASTM E108/UL790 report from an accredited laboratory for fire ratings of this product.

Supporting Documents: TAS 125-03 Test Reports  
Farabaugh Engineering and Testing Inc.  
Project No. T270-06, Reporting Date 11/30/2006



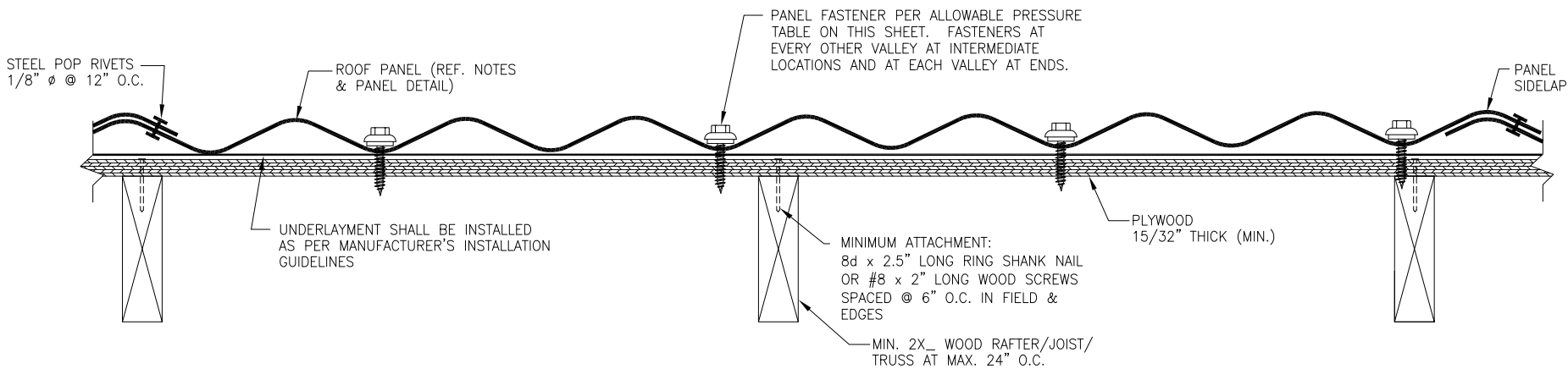
TYPICAL PANEL PROFILE

DRAWN BY:	B.S.	CHECKED BY:	N.L.
PLOT:		DATE:	5/23/2023

NO.	REVISION DESCRIPTION	BY	DATE

DRAWING TITLE	STILE PANEL
CONSULTANTS	BALA SOCKALINGAM, PH.D., P.E.
MANUFACTURER	BEST BUY METALS LLC
	1652 S LEE HWY
	CLEVELAND, TN 37311
	800-728-4010
	1216 N LANSING AVE, SUITE C
	TULSA, OK 74106
	PHONE: 918-492-5992 FAX: 866-366-1543

DRAWING NO.	2716-1	REV.	
PAGE NO.	1	OF	2



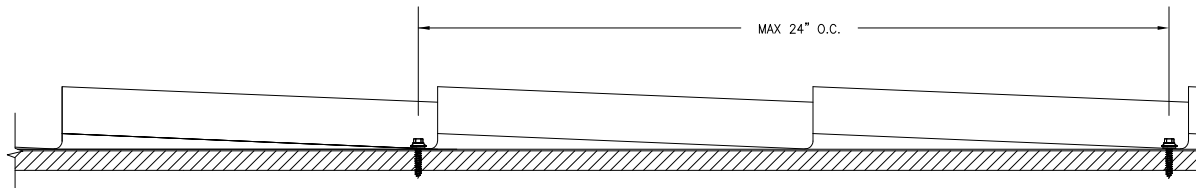
**TYPICAL PANEL INSTALLATION X-SECTION**

**ALLOWABLE UPLIFT PRESSURE**

PANEL FASTENERS SPACING ALONG LENGTH	PRESSURE (PSF)
24"	85.8
12"	102.7

**GENERAL NOTES:**

1. ARCHITECTURAL ROOF PANEL HAS BEEN DESIGNED IN ACCORDANCE WITH THE FLORIDA BUILDING CODE (FBC).
2. ROOF PANELS ARE 40 KSI, 26 GA. (t = 0.0178"). STEEL EFFECTIVE COVERING WIDTH OF PANEL = 39.4".
3. THE ROOF PANELS SHALL BE INSTALLED OVER SHEATHING & STRUCTURE AS SPECIFIED ON THESE DRAWINGS.
4. REQUIRED DESIGN WIND LOADS SHALL BE DETERMINED FOR EACH PROJECT. THIS PANEL SYSTEM MAY NOT BE INSTALLED WHEN THE REQUIRED DESIGN WIND LOADS ARE GREATER THAN THE ALLOWABLE WIND LOADS SPECIFIED ON THIS DRAWING.
5. ALL FASTENERS MUST BE IN ACCORDANCE WITH THESE DRAWINGS & THE FLORIDA BUILDING CODE. IF A DIFFERENCE OCCURS BETWEEN THE MINIMUM REQUIREMENTS OF THESE DRAWINGS & THE CODE, THE CODE SHALL CONTROL.
6. RAFTERS/JOISTS/TRUSSES MUST BE DESIGNED TO WITHSTAND WIND LOADS AS REQUIRED FOR EACH APPLICATION AND ARE THE RESPONSIBILITY OF OTHERS.



**TYPICAL FASTENER SPACING**

DRAWN BY: B.S.	CHECKED BY: N.L.
PLOT:	DATE: 5/23/2023
NO.	REVISION DESCRIPTION
DATE	BY
DRAWING TITLE <b>STILE PANEL</b>	
CONSULTANTS <b>BALA SOCKALINGAM, PH.D., P.E.</b>	MANUFACTURER <b>BEST BUY METALS LLC</b>
1216 N. LAWSON AVE. SUITE C TULSA, OK 74104 PHONE: 918-492-5992 FAX: 918-492-5992	1652 S. LEE HWY CLEVELAND, TN 37311 800-728-4010
DRAWING NO. <b>2716-1</b>	REV.
PAGE NO. <b>2</b>	OF <b>2</b>