NEMO EVALUATION REPORT (NER)

SRS Distribution, Inc.
5900 South Lake Forest Drive, Suite 400
McKinney, TX 75070
(214) 491-4149

SUBJECT:	**TopShield® PRO Modified Bitumen Roof Systems**
SCOPE:	This NEMO Evaluation Report (henceforth 'NER') is issued under F.A.C. Rule 61G20-3 and the applicable rules and regulations governing Product Approval of construction materials in the State of Florida and ISO/IEC 17065 via NEMO|cert. NEMO Evaluations has evaluated the product described herein for compliance with the Code sections noted herein.
CODES:	2024 International Building Code 2024 International Residential Code 2021 International Building Code 2021 International Residential Code 2026 Florida Building Code, 9th Edition 2026 Florida Building Code, Residential, 9th Edition TDI Third-Party Evaluation Report acceptance
JURISDICTION:	Non-HVHZ and HVHZ
CATEGORY:	**FBC:** Roofing **NEMO:** Modified Bitumen
SUB-CATEGORY:	**FBC:** Modified Bitumen Roof Systems
CSI DIVISION:	07 00 00 Thermal and Moisture Protection 07 52 00 Modified Bituminous Sheet Roofing
FBC METHOD:	Method 1, Option C – Codified Material, Evaluation by Evaluation Entity
COMPLIANCE STATEMENT:	**TopShield® PRO Modified Bitumen Roof Systems**, as produced by **SRS Distribution, Inc.**, have demonstrated compliance with the Code sections noted herein through testing in accordance with the referenced Standards, rational analysis and an ongoing quality assurance program. Compliance is subject to the Installation Requirements and Limitations of Use set forth herein.
QUALITY ASSURANCE:	Evidence of current quality assurance shall be listing and/or labeling in accordance with the requirements of NEMO|cert.
CONTINUED COMPLIANCE:	This NER is valid until such time the named product(s) change, the referenced Quality Assurance changes, or the evaluated Code provisions change. NEMO Evaluations requires, at minimum, a complete review of this NER with each 3-year Code Cycle.
BUILDING PERMIT REQUIREMENTS:	As required by the Building Official or Authority Having Jurisdiction to evaluate the installation of this product.
ADVERTISEMENT:	"NEMO Evaluated" may be displayed in advertising literature. If any portion of the NER is displayed, it shall be displayed in its entirety.
CERTIFICATION OF INDEPENDENCE:	✓ NEMO CERT, LLC has not, nor does it intend to acquire or will it acquire, a financial interest in any company manufacturing or distributing products it evaluates. ✓ NEMO CERT, LLC is not owned, operated or controlled by any company manufacturing or distributing products it evaluates. ✓ This is a building code evaluation. NEMO CERT, LLC is not, in any way, the Designer of Record for any project on which this NER, or previous versions thereof, is/was used for permitting or design guidance.

©NEMO. All rights reserved.

1. CODES, PROPERTIES AND STANDARDS:

CODE	SECTION	PROPERTY	STANDARD
2024 International Building Code	1504.4.1	Wind resistance	FM 4474 or UL1897
	1504.7	Impact resistance	FM 4470
	1505.1	Fire classification	UL 790
	1507.10.2, 1507.11.2.1	Material standard	ASTM D2178, D4601, D4897
	1507.11.2	Material standard	ASTM D6163, D6164
2024 International Residential Code	R902.1	Fire classification	UL 790
	R905.9.2, R905.11.2.1	Material standard	ASTM D2178, D4601, D4897
	R905.11.2	Material standard	ASTM D6163, D6164
2021 International Building Code	1504.4.1	Wind resistance	FM 4474 or UL1897
	1504.7	Physical properties	ASTM G155
	1504.8	Impact resistance	FM 4470
	1505.1	Fire classification	UL 790
	1507.10.2, 1507.11.2.1	Material standard	ASTM D2178, D4601, D4897
	1507.11.2	Material standard	ASTM D6163, D6164
2021 International Residential Code	R902.1	Fire classification	UL 790
	R905.9.2, R905.11.2.1	Material standard	ASTM D2178, D4601, D4897
	R905.11.2	Material standard	ASTM D6163, D6164
2026 Florida Building Code, 9th Edition	1504.3.1	Wind resistance	FM 4474 or UL1897
	1504.7	Impact resistance	FM 4470
	1505.1, 1516.1	Fire Classification	UL 790
	1507.10.2, TAS 110	Material Standard	ASTM D2178, D4601, D4897
	1507.11.2, TAS 110	Material standard	ASTM D6163, D6164
	TAS 110	Resistance to Foot Traffic	TAS 114, Section 8.9
	TAS 110	Wind resistance	TAS 114, Appendix C, D or J
	TAS 110	Susceptibility to Hail Damage	TAS 114, Appendix F
	TAS 110	Susceptibility to Leakage	TAS 114, Appendix G
2026 Florida Building Code, Residential, 9th Edition	R902.1	Fire Classification	UL 790
	R905.9.2	Material standard	ASTM D2178, D4601, D4897
	R905.11.2	Material standard	ASTM D6163, D6164

©NEMO. All rights reserved.

2. PRODUCTS:

TABLE 1A: EVALUATED SRS DISTRIBUTION COMPONENTS
(NEMO Certified. Consult Directory of Certified Products for production location(s))

TYPE	PRODUCT NAME	MATERIAL STANDARD REFERENCE	TYPE	GRADE
BASE SHEETS	TopShield PRO SA Nailbase	ASTM D4601	II	N/A
	TopShield PRO Glass Base	ASTM D4601	II	N/A
BASE PLY OR PLY MEMBRANES (APP)	Flintlastic® APP Base T	ASTM D6509	N/A	N/A
	TopShield PRO APP-S	ASTM D6222	I	S
CAP PLY MEMBRANES (APP)	TopShield PRO APP-S	ASTM D6222	I	S
	TopShield PRO APP-G	ASTM D6222	I	G
	TopShield PRO APP-G CR	ASTM D6222	I	G
	TopShield PRO SA Plybase	ASTM D1970	N/A	N/A
	TopShield PRO SA Cap	ASTM D6164	I	G

TABLE 2: COMPONENTS BY OTHERS (4.1.5)
(Refer to NOA if listed version was superseded to ensure use of latest version)

TYPE	PRODUCT	FBC	NOA
BASE SHEETS	All Weather/Empire™ Base Sheet	FL2533	26-0120.01
	Flintlastic® Base 20	FL2533	26-0120.01
	Flintlastic® Poly SMS Base Sheet	FL2533	26-0120.01
	Flintglas® MS Cap (inverted)	FL2533	26-0120.01
BASE PLY OR PLY MEMBRANES (APP)	Flintlastic® APP Base T	FL2533	26-0120.01
BASE PLY OR PLY MEMBRANES (SBS)	Flintlastic® Ultra Poly SMS Base Sheet	FL2533	26-0120.01
ADHESIVES:	Tropical #216 AF Modified Bitumen Adhesive	FL39113	21-0511.12
	Millennium One Step Foamable Adhesive	FL1800	25-0908.08
	Millennium PG-1 Pump Grade Adhesive	FL1800	25-0908.08
	Millennium PG-1 EF ECO	FL1800	25-0908.08
	Millennium Hurricane Force Membrane Adhesive HS	N/A	25-0908.08
	Millennium Hurricane Force Lap and Flashing Adhesive	N/A	N/A
	Polyset Board-Max	FL22256	22-0614.11
	Polyset Commercial Roofing Adhesive	FL1365	25-1219.04
	OlyBond 500 Adhesive Fastener	FL1608	24-0422.18
	Karnak 81AF Modified Bitumen Adhesive (Brush Grade)	FL1026	26-0429.03
	Henry 903 Modified Bitumen Membrane Adhesive	N/A	N/A
INSULATIONS:	Multi-Max FA3	FL11207	26-0416.07
	Ultra-Max	FL11207	26-0416.07
	H-Shield	FL5968	24-1021.04
	H-Shield CG	FL5968	24-1021.04
	H-Shield HD	FL5968	24-1021.04
	H-Shield HD Composite CG	FL5968	24-1021.04
	ENRGY 3	FL4205	24-0610.04
	FescoBoard	FL4205	24-0610.04
	ACFoam II	FL17989	24-1120.02
	ACFoam III	FL17989	24-1120.02
	ACFoam-HD CoverBoard	FL17989	24-1120.02
	DensDeck	FL1250	22-1223.04
	DensDeck Prime	FL1250	22-1223.04
	SECUROCK Gypsum-Fiber Roof Board	FL4264	25-1017.02

©NEMO. All rights reserved.

TABLE 2: COMPONENTS BY OTHERS (4.1.5) *(Refer to NOA if listed version was superseded to ensure use of latest version)*			
TYPE	PRODUCT	FBC	NOA
INSULATIONS:	Structodek High Density Fiberboard Roof Insulation	FL39113	23-0623.03
	STURDY-DEK Asphaltic Cover Board	N/A	23-0623.03
	Insulfoam II and IX	FL29563	24-1015.10
	Styrofoam Brand Roofmate	FL38732	23-1121.01
	Celcore Cellular Concrete	FL2037	24-0906.02
	Concrecel Lightweight Insulating Concrete	FL5584	21-1229.06
	Elastizell Lightweight Insulating Concrete	N/A	23-0817.05
	Mearlcrete	FL13492	24-0514.06
MECHANICAL FASTENERS:	Trufast #12 DP Fastener	FL4500	25-0129.08
	Trufast #14 HD Fastener	FL4500	25-0129.08
	Trufast #15 EHD Fastener	FL4500	25-0129.08
	Trufast 2” Barbed Metal Seam Plate	FL4500	25-0129.08
	Trufast 2.4” Barbed Metal Seam Plate	FL4500	25-0129.08
	Trufast 3” Metal Insulation Plate	FL4500	25-0129.08
	Trufast FM-75 Base Sheet Fastener	FL4500	25-0129.08
	Trufast FM-90 Base Sheet Fastener	FL4500	25-0129.08
	Trufast Twin Loc-Nail Assembled Fastener	FL4500	25-0129.08
	Trufast Versa-Fast Fastener	FL4500	25-0129.08
	Trufast Versa-Fast Plate	FL4500	25-0129.08
	OMG #12 Standard Roofgrip	FL699	24-0627.03
	OMG Heavy Duty	FL699	24-0627.03
	OMG 3” Galvalume Steel Plate	FL699	24-0627.03
	OMG AccuTrac Plate	FL699	24-0627.03
	OMG AccuTrac Flat Bottom	FL699	24-0627.03
	OMG Polymer GypTec Fastener	FL699	24-0627.03
	OMG Polymer GypTec Insulation Plate	FL699	24-0627.03
	Dekfast DF-#14-PH3	FL20311	22-0913.02
	Dekfast PLT-H-2-7/8	FL20311	22-0913.02
	Dekfast PLT-R-3	FL20311	22-0913.02
PRIMERS:	Tropical #410 Quick Dry	FL39113	21-0511.12

©NEMO. All rights reserved.

3. INSTALLATION:

3.1 **TopShield® PRO Modified Bitumen Roof Systems** shall be installed in accordance with **SRS Distribution, Inc.** published installation instructions, subject to the Limitations of Use noted herein.

3.1.1 Fasteners: Unless otherwise noted, fasteners and stress plates shall be as follows. Recessed plates are not for use with hardboard (e.g., gypsum-based or cement) insulations. Fasteners shall be of sufficient length for the following engagements.

TABLE 3: FASTENER REFERENCES

ROOF DECK	PARTS	FASTENER ENGAGEMENT
WOOD, ENGINEERED SHEATHING OR PLANK	Trufast #14 HD with Trufast 3" Metal Insulation Plate	Min. 0.75-inch penetration (engineered sheathing) or min. 1-inch embedment (plank)
	OMG #12 Standard Roofgrip with AccuTrac Plate or OMG Heavy Duty with OMG 3" Galvalume Steel Plate	
	Dekfast DF-#14-PH3 with Dekfast PLT-H-2-7/8 or Dekfast PLT-R-3	
STEEL	Trufast #12 DP or Trufast #14 HD with Trufast 3" Metal Insulation Plate	Min. 0.75-inch penetration
	OMG #12 Standard Roofgrip or OMG Heavy Duty with AccuTrac Plate or OMG 3" Galvalume Steel Plate	
	Dekfast DF-#12-PH3 or Dekfast DF-#14-PH3 with Dekfast PLT-H-2-7/8 or Dekfast PLT-R-3.	
STRUCTURAL CONCRETE	Trufast #14 HD or Trufast ¼" Concrete Spike with Trufast 3" Metal Insulation Plate	Non-HVHZ: Min. 1-inch embedment HVHZ: Min. 1.25-inch embedment
	OMG #12 Standard Roofgrip with AccuTrac Plate or OMG Heavy Duty or CD-10 with OMG 3" Galvalume Steel Plate	
	Dekfast DF-#14-PH3 with Dekfast PLT-H-2-7/8 or Dekfast PLT-R-3.	

3.1.2 Insulation:

(a) Unless otherwise noted, insulation may be any one layer or combination of Approved board(s) that meet IBC 1505, IRC R902, FBC 1505, FBC R902 or FBC HVHZ 1516 and, for foam plastic, IBC/FBC Chapter 26, when installed with the roof cover.

(b) For Structural Concrete Deck or Recover Applications using System Type C-1 the base insulation layer is optional, and using System Type C-2, D-1 or D-2, the insulation is optional. Alternatively, an Approved insulation board or coverboard may be used as a separation layer. Board products shall be preliminarily attached prior to roof cover installation. The separator component shall be documented as meeting IBC 1505, IRC R902, FBC 1505, FBC R902 or FBC HVHZ 1516 and, for foam plastic, IBC/FBC Chapter 26, when installed with the roof cover in Recover applications.

(c) Minimum 200 psi, minimum 2-inch thick Approved lightweight insulating concrete may be substituted for, or installed below, rigid insulation board for System Types B-1, C-1, C-2, D-1 or D-2, whereby fasteners are installed through the lightweight insulating concrete to engage the structural deck. The structural deck shall be of equal or greater type, thickness and strength to the steel and structural concrete deck listings. Roof decks and structural members shall be in accordance with applicable Code requirements to the satisfaction of the Authority Having Jurisdiction. This is a wind uplift resistance allowance and does not purport to address non-wind-uplift-related issues, such as deck venting or moisture levels within the LWIC and the potential effect on overlying components.

(d) Florida Specific: Lightweight insulating concrete (LWIC) shall be cast in accordance with FBC 1917 to the satisfaction of the Authority Having Jurisdiction. For systems where specific LWIC is referenced, refer to current LWIC Florida Product Approval or NOA for specific deck construction and limitations. Unless otherwise noted, for systems where specific LWIC is not referenced, the minimum design mix shall be 300 psi. In all cases, the minimum top-coat thickness is 2-inches. For LWIC over structural concrete, reference is made to FBC 1917.4.1, Point 1. For "pre-existent" LWIC references, listings were established through testing over lightweight concrete cast using only foaming agent (ASTM C896), water and Portland cement (ASTM C150), with no proprietary additives, in accordance with procedures adopted by Miami-Dade BCCO (FBC CER1592). Use of these listings in new construction or re-roof (tear-off) applications is at the discretion of the Designer or Record and Authority Having Jurisdiction.

©NEMO. All rights reserved.

(e) Unless otherwise noted, rigid board insulation or coverboard attachment patterns for Type B-1, B-2 and C-1 systems are as outlined below.

TABLE 4A: INSULATION ATTACHMENT PATTERNS – 4X4 FT BOARDS		
1 per 4.0 ft² (4 per board)	**1 per 3.2 ft² (5 per board)**	**1 per 2.7 ft² (6 per board)**
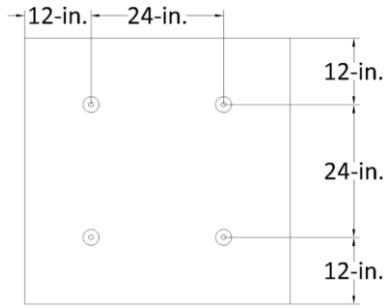	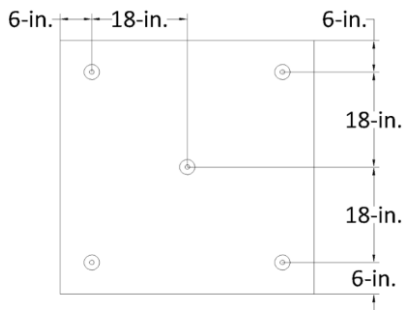	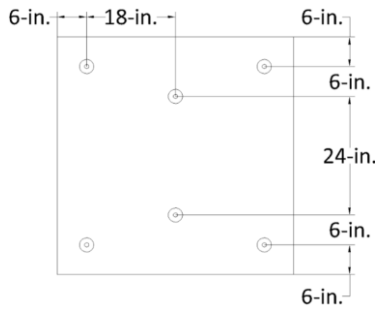
1 per 2.0 ft² (8 per board)	**1 per 1.8 ft² (9 per board)**	**1 per 1.6 ft² (10 per board)**
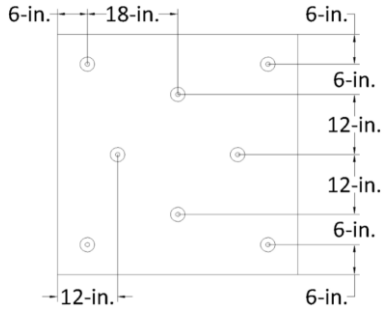	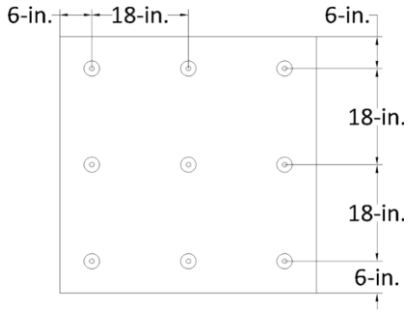	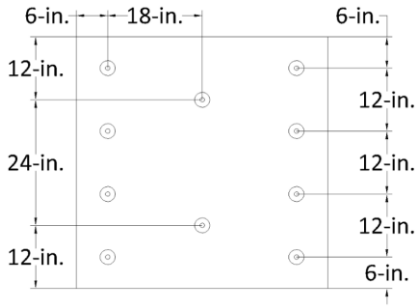
1 per 1.45 ft² (11 per board)	**1 per 1.3 ft² (12 per board)**	**1 per 1.0 ft² (16 per board)**
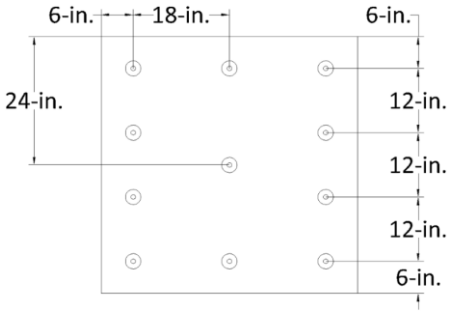	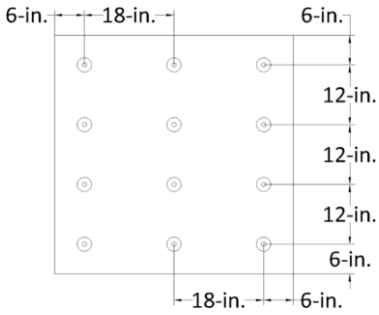	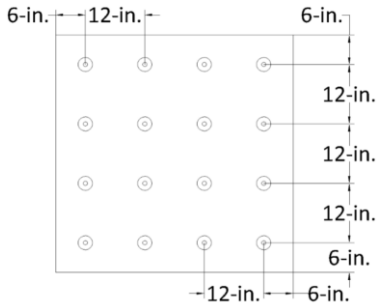

©NEMO. All rights reserved.

TABLE 4B: INSULATION ATTACHMENT PATTERNS – 4X8 FT BOARDS

1 per 4.0 ft² (8 per board)	1 per 3.2 ft² (10 per board)	1 per 2.7 ft² (12 per board)
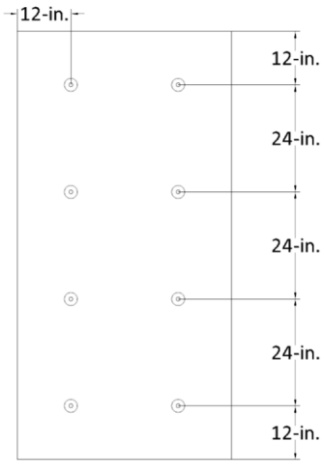	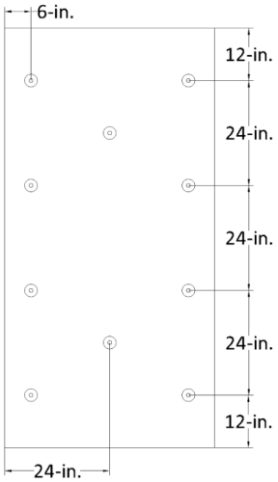	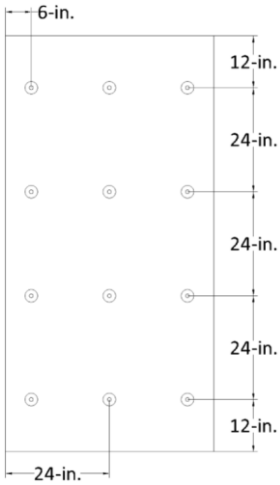
1 per 2.0 ft² (16 per board)	**1 per 1.8 ft² (18 per board)**	**1 per 1.6 ft² (20 per board)**
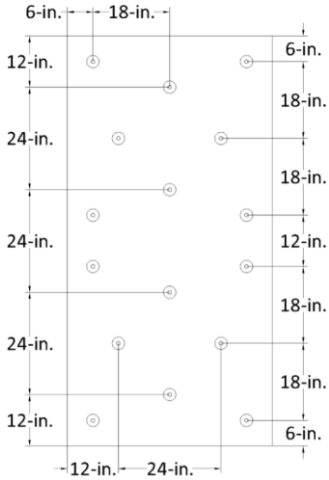	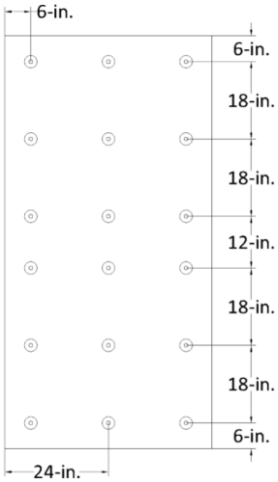	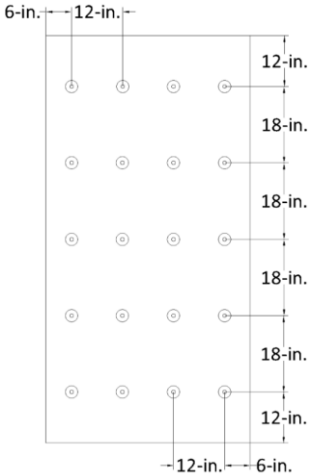
1 per 1.45 ft² (22 per board)	**1 per 1.3 ft² (24 per board)**	**1 per 1.0 ft² (32 per board)**
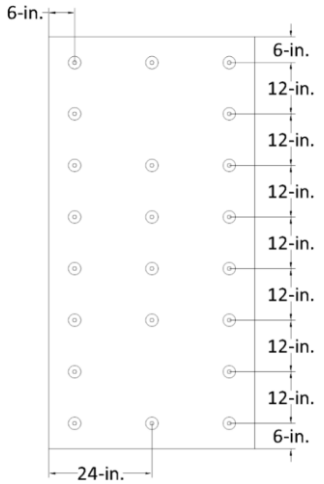	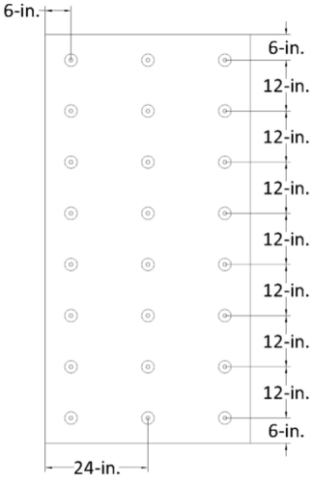	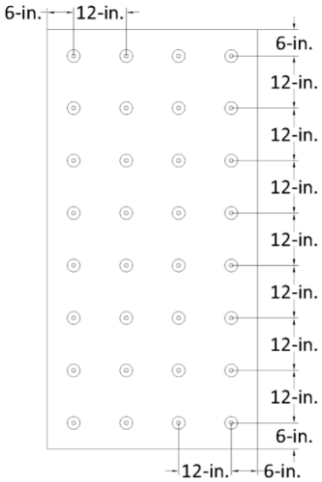

©NEMO. All rights reserved.

(f) Preliminary insulation attachment for Type D-1 or D-2 systems:
- IBC or FBC Non-HVHZ: Unless otherwise noted, use Approved roofing fasteners and plates and refer to Section 2.2.10.1.3 of FM Loss Prevention Data Sheet 1-29.
- FBC HVHZ: Unless otherwise noted, use FBC HVHZ Approved roofing fasteners and plates; minimum four fasteners per 4 x 8 ft board or minimum two fasteners per 4 x 4 ft board.

(g) The following products are interchangeable within the scope of this NER:

TABLE 5: ACCEPTABLE ALTERNATES		
TYPE	LISTED PRODUCT	ALTERNATE PRODUCT
INSULATIONS:	DensDeck Prime	DensDeck StormX Prime Roof Board

3.1.3 Insulation Adhesives:

(a) Unless otherwise noted, insulation adhesive application rate is continuous ribbons, maximum 12-inch o.c. Ribbons shall be applied and insulation boards shall be set in accordance with the manufacturer's published instructions. When multiple layer(s) of insulation and/or coverboard are installed in ribbon-applied adhesive, boards shall be staggered from layer-to-layer. The maximum edge distance from the adhesive ribbon to the edge of the insulation board shall be not less than one-half the specified ribbons spacing. Concrete deck shall be primed with ASTM D41 primer prior to asphalt-application.

TABLE 6A: INSULATION ADHESIVE REFERENCES			
ADHESIVE	REFERENCE	MINIMUM RATE	NOTE
Millennium One Step Foamable Adhesive	M-OSFA	Continuous 0.25 to 0.5-inch wide ribbons, 12-inch o.c.	
Millennium PG-1 Pump Grade Adhesive	M-PG-1	Continuous 0.5 to 0.75-inch wide ribbons, 12-inch o.c.	
Millennium PG-1 EF ECO	M-PG1-EF-ECO	Continuous 1 to 1.5-inch wide ribbons, 12-inch o.c.	
Polyset Board-Max	Polyset BM	Continuous 3-inch wide ribbons, 12-inch o.c.	
Polyset Commercial Roofing Adhesive	Polyset CRA	Continuous 2.5 to 3-inch wide ribbons, 12-inch o.c.	Formerly Polyset CR-20
Olybond 500 Adhesive Fastener	OB500	Continuous 0.75-inch wide ribbons, 12-inch o.c.	PaceCart, SpotShot, or Canister dispensing
ASTM D312, Type IV hot asphalt	N/A	Full coverage at 25-30 lbs/square	If applying hot asphalt to concrete deck, deck shall be primed with ASTM D41 primer

(b) Unless otherwise noted, all adhered insulations are flat-stock or taper board of the minimum thickness noted. Tapered polyisocyanurate at the following thickness limitations may be substituted with the following Maximum Design Pressure (MDP) limitations. In no case shall these values be used to 'increase' the MDP listings in the tables; rather if MDP listing below meets or exceeds that listed for a particular system in the tables, then the thinner board listed below may be used as a drop-in for the equivalent thicker material listed in the selected assembly.

TABLE 6B: MDP LIMITATIONS FOR TAPERED POLYISOCYANURATE INSULATIONS			
ADHESIVE	INSULATION	MIN. TAPERED THICKNESS (IN)	MDP (PSF)
M-OSFA	Any polyisocyanurate listed with adhesive herein	1.0	-157.5
M-PG-1	Any polyisocyanurate listed with adhesive herein	1.0	-157.5
Polyset CRA	Any polyisocyanurate listed with adhesive herein	1.0	-117.5
OB500	Multi-Max FA3	0.5	-45.0
OB500	H-Shield	0.5	-315.0
OB500	ENRGY 3	0.5	-315.0
OB500	ACFoam II	0.5	-487.5

(c) Adhered Insulation, Board Size:
- IBC and FBC non-HVHZ: Unless otherwise noted, refer to Section 2.2.10.6.2 of FM Loss Prevention Data Sheet 1-29.
- FBC HVHZ: Bonded polyisocyanurate insulation boards shall be maximum 4 x 4 ft.

©NEMO. All rights reserved.

3.1.4 Roof Covers:

(a) For bonded membrane applications, unless otherwise noted, refer to the following.

TABLE 7: MEMBRANE / ADHESIVE COMBINATIONS			
REFERENCE	LAYER	MATERIAL	APPLICATION
BP-CA2	Base Ply:	TopShield PRO Glass Base, All Weather/Empire Base Sheet, Flintlastic Base 20	**Henry 903 Modified Bitumen Membrane Adhesive,** 1.5 gal/square
BP-CA3	Base Ply:	TopShield PRO Glass Base, All Weather/Empire Base Sheet, Flintlastic Base 20	**Millennium Hurricane Force Membrane Adhesive HS,** beads spaced 6-inch o.c.
BP-AA	Base Ply:	TopShield PRO Glass Base, All Weather/Empire Base Sheet, Flintlastic Base 20	**Hot asphalt,** 20-40 lbs/square
	Ply:	One or more Flintglas Ply 4	
BP-AA2	Base Ply:	Flintglas MS Cap (inverted)	**Hot asphalt,** 24-inch diameter spots in 30-inch grid pattern
BP-AA3	Base Ply:	Flintglas MS Cap (inverted)	**Hot asphalt,** 9-inch diameter spots in grid pattern as noted
BP-AA4	Base Ply:	Flintglas MS Cap (inverted)	**Hot asphalt,** 9-inch wide ribbons spaced as noted
APP-TA	Base Ply:	One or more Flintlastic APP Base T, TopShield PRO APP-S	**Torch-applied,** Full Bond
	Cap Ply:	TopShield PRO APP-S, TopShield PRO APP-G, TopShield PRO APP-G CR	
SBS-SA-H	Base Ply:	TopShield PRO SA Plybase	**Self-adhering (activated by overlying membrane),** Full Bond
	Note:	*Use of TopShield PRO SA Plybase in an SBS-SA-H application is limited to use of a torch-applied Cap Ply membrane overtop.*	
SBS-SA	Base Ply:	TopShield PRO SA Plybase	**Self-adhering,** Full Bond
	Ply:	TopShield PRO SA Plybase	
	Cap Ply:	TopShield PRO SA Cap	

3.1.5 Vapor Barriers:

(a) For System Types B-1, B-2, C-1, C-2, D-1 or D-2, an optional thermal barrier and/or vapor barrier membrane may be installed atop the roof deck prior to installation of the insulation and roof cover. Refer to FM Loss Prevention Data Sheet 1-29 for design and installation recommendations and limitations.

(b) Refer to Section 4.3 herein for options where the vapor barrier forms part of the load path.

4. LIMITATIONS OF USE:

4.1 General:

4.1.1 This is a building code evaluation. NEMO CERT, LLC is not, in any way, the Designer of Record for any project on which this NER, or previous versions thereof, is/was used for permitting or design guidance. NERs are not to be construed as representing any attributes not specifically listed, nor are NERs to be construed as an endorsement of the subject of the report or a recommendation for its use. There is no warranty by NEMO CERT, LLC, express or implied, as to any finding or other matter in this report, or as to any product covered by the report.

4.1.2 Roof Decks:

(a) This NER pertains to above-deck roof components. Roof decks and structural members shall be in accordance with applicable Code requirements to the satisfaction of the Authority Having Jurisdiction.

(b) OSB sheathing is not permitted in FBC HVHZ jurisdictions.

(c) Unless otherwise noted, reference to 'structural concrete' pertains to min. 2,500 psi structural concrete, and excludes 'structural lightweight concrete'.

©NEMO. All rights reserved.

(c) FBC HVHZ Specific: The table below lists various 'as-tested' deck conditions in accordance with Testing Application Standard TAS 114(J). Steel deck stress analysis is the responsibility of others to the satisfaction of the Authority Having Jurisdiction.

TABLE 8: AS-TESTED DECK ATTACHMENT DETAILS (TAS 114, APPENDIX J)				
TYPE	AS TESTED SUB-ASSEMBLY			
	SPAN (INCH O.C.)	FASTENER	SPACING (INCH O.C.)	MDP (PSF)
15/32-inch APA rated CDX plywood	24	#8 wood screws	6	-75.0
	24	8d ring shank nails	6	-90.0
	24	#10 wood screws	6	-90.0
	24	#8 wood screws	8	-97.5
	24	#10 wood screws	4	-127.5
19/32-inch APA rated CDX plywood	24	8d ring shank nails	4	-60.0
	24	8d ring shank nails	6	-90.0
	24	#10 wood screws	6	-90.0
	24	#8 wood screws	6	-105.0
	24	#10 wood screws	4	-127.5
23/32-inch APA rated CDX plywood	24	8d ring shank nails	6	-45.0
22 ga., Type B, Grade 33 steel	72	#12 HWH Teks 5	6	-82.5
	72	#12 HWH Teks 5 with ¾" steel washers	6	-97.5
	72	Two (2) #12 HWH Teks 5 with ¾" steel washers	6	-172.5
22 ga., Type B, Grade 40 steel	72	#12 HWH Teks 5	6	-75.0
	72	5/8" puddle welds	6	-82.5
	72	#12 HWH Teks 5 with ¾" steel washers	6	-97.5
22 ga., Type B, Grade 80 steel	72	#12 HWH Teks 5	6	-82.5
	72	#12 HWH Teks 5 with ¾" steel washers	6	-112.5
	72	Two (2) #12 HWH Teks 5 with ¾" steel washers	6	-120.0

4.1.3 Fire Classification:

(a) Refer to **IBC/FBC 1505, FBC HVHZ 1516, UL TGFU.R40242** and the fire classification certificate for the roof cover manufacturer for requirements and limitations regarding roof assembly fire classification.

(b) Refer to **FBC 2603** for requirements and limitations concerning the use of foam plastic insulation.

4.1.4 Corrosion Resistance – Saltwater Environments:

Fasteners and connectors, if applicable, in areas within 3,000 feet of a saltwater coastline shall demonstrate compliance with FBC 1711 to the satisfaction of the Authority Having Jurisdiction.

4.1.5 Quality Assurance:

Products listed in **Rule 61G20-3.001, F.A.C.**, shall be manufactured under a quality assurance program audited by an approved quality assurance entity. For components listed herein that are produced by a manufacturer other than the report holder on Page 1 of this NER, refer to the supporting evidence held by the component manufacturer.

©NEMO. All rights reserved.

4.2 **Jurisdiction Specific:**

	IBC and FBC Non-HVHZ	FBC HVHZ
4.2.1	This NER does not include evaluation of roof edge termination. Refer to **IBC 1504.6 or FBC 1504.5** for requirements and limitations regarding edge securement for low-slope roofs.	This NER does not include evaluation of roof edge termination. Refer to **RAS 111** for requirements and limitations regarding edge securement for low-slope roofs.
4.2.2	Refer to **IBC 1512 or FBC 1511** for requirements and limitations regarding recover installations.	Refer to **FBC HVHZ 1521** for requirements and limitations regarding recover installations.
(a)	For mechanical attachment to existing roof decks, fasteners shall be tested for withdrawal resistance. A qualified design professional shall review the data for comparison to the minimum requirements for the system. Testing shall be in accordance with **ANSI/SPRI FX-1** or **TAS 105**.	For mechanical attachment to existing roof decks, fasteners shall be tested for withdrawal resistance. A qualified design professional shall review the data for comparison to the minimum requirements for the system. Testing shall be in accordance with **TAS 105**.
(b)	For adhered re-roof (tear off) installation, the existing substrate shall be examined for compatibility with the adhesive. If any surface conditions exist that bring system performance into question, field uplift testing in accordance with **ANSI/SPRI IA-1**, **FM Loss Prevention Data Sheet 1-52** or **TAS 124** shall be conducted on mock-ups of the proposed interface.	For adhered re-roof (tear off) installation, the existing substrate shall be examined for compatibility with the adhesive to be installed. If any surface conditions exist that bring system performance into question, field uplift testing in accordance with **TAS 124** shall be conducted on mock-ups of the proposed interface.
(c)	For adhered recover installation, the existing roof system shall meet project design pressure requirements on its own merit to the satisfaction of the Authority Having Jurisdiction, as documented through field uplift testing in accordance with **FM Loss Prevention Data Sheet 1-52** or **TAS 124**.	For adhered recover installation, the existing roof system shall meet project design pressure requirements on its own merit to the satisfaction of the Authority Having Jurisdiction, as documented through field uplift testing in accordance with **TAS 124**.

4.2.3 Wind Load Resistance:

(a) Refer to Section 4.3 for a tabulated summary of assembly listings and maximum allowable design pressures.

(b)	"MDP" = Maximum Design Pressure is the result of testing for wind load resistance based on allowable wind loads, and reflects the ultimate passing pressure divided by 2 (the 2 to 1 margin of safety per **FBC 1504.9** has already been applied). Refer to **IBC, FBC 1609** for determination of design wind loads.	"MDP" = Maximum Design Pressure is the result of testing for wind load resistance based on allowable wind loads, and reflects the ultimate passing pressure divided by 2 (the 2 to 1 margin of safety per **TAS 114** has already been applied). Refer to **FBC HVHZ 1620** or **RAS 128** for determination of design wind loads.
(c)	The MDP for the selected assembly shall meet or exceed at least the Zone 1 PRIME design pressure determined in accordance with **IBC, FBC Chapter 16**. Elevated pressure zones shall employ an attachment density designed by a qualified design professional to resist the elevated pressure criteria. Commonly used methods are **ANSI/SPRI WD1**, **FM Loss Prevention Data Sheet 1-29**, **RAS 117** and **RAS 137**. Assemblies marked with an asterisk* carry the limitations set forth in **Section 2.2.10.1 of FM Loss Prevention Data Sheet 1-29** for Zone 2/3 enhancements.	Assemblies having a MDP < 45.0 psf are not permitted in FBC HVHZ jurisdictions. The MDP for the selected assembly shall meet or exceed at least the Zone 1 PRIME design pressure determined in accordance with **FBC HVHZ 1620** or **RAS 128**. Elevated pressure zones shall employ an attachment density designed by a qualified design professional to resist the elevated pressure criteria. Analysis shall be in accordance with **RAS 117** or **RAS 137**.
(d)	For fully-adhered installations, the maximum design pressure for the selected assembly shall meet or exceed the critical design pressure. Rational analysis is not permitted.	For assemblies marked with an asterisk*, the maximum design pressure (MDP) limitation shall be applicable to all roof pressure zones. Rational analysis is not permitted.

©NEMO. All rights reserved.

4.3 System Listings and Allowable Design Pressures: See Section 4.2.3

4.3.1 Thermal Barriers / Vapor Barriers: The lesser of the MDP listings below vs. that for the selected roof assembly from Section 4.3.2 applies.

(a) Structural Concrete Decks:

TABLE VB-1: STRUCTURAL CONCRETE DECK VAPOR BARRIER FOLLOWED BY ADHERED INSULATION					
OPTION #	PRIMER	VAPOR BARRIER		INSULATION ADHESIVE PER TABLE 3A (3.1.3)	MDP (PSF)
		TYPE	ATTACH		
C-VB-1.	Tropical #410 Quick Dry	TopShield PRO SA Plybase	Self-adhering	OB500, 12-inch o.c.	-82.5
C-VB-2.	None	All Weather/Empire Base Sheet, 3-inch wide side laps and 6-inch wide end laps are sealed with Millennium Hurricane Force Lap and Flashing Adhesive	Millennium Hurricane Force Membrane Adhesive HS, max. 6-inch o.c.	M-OSFA or M-PG-1, 12-inch o.c.	-82.5
C-VB-3.	None	Flintlastic Ultra Poly SMS Base Sheet, 3-inch wide side laps and 6-inch wide end laps are hot-air-welded, torch-welded or sealed with Millennium Hurricane Force Lap and Flashing Adhesive	Millennium Hurricane Force Membrane Adhesive HS, max. 6-inch o.c.	M-OSFA or M-PG-1, 12-inch o.c.	-82.5
C-VB-4.	Tropical #410 Quick Dry	Black Diamond Base Sheet, Flintlastic Ultra Glass SA, or TopShield PRO SA Cap	Self-adhering	M-OSFA or M-PG-1, 12-inch o.c.	-97.5
C-VB-5.	Tropical #410 Quick Dry	Black Diamond Base Sheet, Flintlastic Ultra Glass SA, or TopShield PRO SA Cap	Self-adhering	M-OSFA or M-PG-1, 6-inch o.c.	-315.0
C-VB-6.	Tropical #410 Quick Dry	TopShield PRO APP-G	Torch-applied	M-OSFA or M-PG-1, 12-inch o.c.	-420.0
C-VB-7.	Tropical #410 Quick Dry	Flintlastic Base 20 T	Torch-applied	M-OSFA or M-PG-1, 12-inch o.c.	-495.0

©NEMO. All rights reserved.

4.3.2 Roof Assemblies:

TABLE	DECK	APPLICATION	TYPE	DESCRIPTION	PAGE
9A	Wood	New or Reroof (Tear-Off)	A-1	Bonded Insulation(s), Bonded Roof Cover	14
9B	Wood	New or Reroof (Tear-Off)	B-1	Mechanically Attached Base Insulation, Bonded Top Insulation(s), Bonded Roof Cover	15
9C	Wood	New or Reroof (Tear-Off)	B-3	Mechanically Attached Anchor Sheet, Bonded Insulation(s), Bonded Roof Cover	16
9D	Wood	New or Reroof (Tear-Off)	C-1	Mechanically Attached Insulation, Bonded Roof Cover	18
9E	Wood	New or Reroof (Tear-Off)	D-2	Insulated, Mechanically Attached Anchor Sheet, Bonded Roof Cover	19
9F	Wood	New or Reroof (Tear-Off)	E-2	Non-Insulated, Mechanically Attached Anchor Sheet, Bonded Roof Cover	21
9G	Wood	New, Reroof (Tear-Off), or Recover	E-2	Non-Insulated, Mechanically Attached Anchor Sheet, Bonded Roof Cover	23
9H	Wood	New, Reroof (Tear-Off), or Recover	F	Non-Insulated, Bonded Roof Cover	25
10A	Steel or Structural Concrete	New, Reroof (Tear-Off), or Recover	B-1	Mechanically Attached Base Insulation, Bonded Top Insulation(s), Bonded Roof Cover	26
10B	Steel or Structural Concrete	New, Reroof (Tear-Off), or Recover	C-1	Mechanically Attached Insulation, Bonded Roof Cover	28
10C	Steel or Structural Concrete	New, Reroof (Tear-Off), or Recover	D-2	Insulated, Mechanically Attached Anchor Sheet, Bonded Roof Cover	32
11A	Structural Concrete	New or Reroof (Tear-Off)	A-1	Bonded Insulation(s), Bonded Roof Cover	34
11B	Structural Concrete	New or Reroof (Tear-Off)	F	Non-Insulated, Bonded Roof Cover	42
12A	Deck with Lightweight Concrete	New or Reroof (Tear-Off)	A-1	Bonded Insulation(s), Bonded Roof Cover	42
12B	Deck with Lightweight Concrete	New or Reroof (Tear-Off)	A-1	Bonded Insulation(s), Bonded Roof Cover	44
12C	Deck with Lightweight Concrete	New or Reroof (Tear-Off)	A-2	Bonded Vapor Barrier, Bonded Insulation(s), Bonded Roof Cover	50
12D	Deck with Lightweight Concrete	New or Reroof (Tear-Off)	B-3	Mechanically Attached Anchor Sheet, Bonded Insulation(s), Bonded Roof Cover	53
12E	Deck with Lightweight Concrete	New or Reroof (Tear-Off)	E-2	Non-Insulated, Mechanically Attached Anchor Sheet, Bonded Roof Cover	56
12F	Deck with Lightweight Concrete	Reroof (Tear-Off) or Recover	E-2	Non-Insulated, Mechanically Attached Anchor Sheet, Bonded Roof Cover	60
12G	Deck with Lightweight Concrete	Reroof (Tear-Off)	F	Non-Insulated, Bonded Roof Cover	61
13A	Cementitious Wood Fiber	New or Reroof (Tear-Off)	A-1	Bonded Insulation(s), Bonded Roof Cover	61
13B	Cementitious Wood Fiber	New, Reroof (Tear-Off), or Recover	B-3	Mechanically Attached Anchor Sheet, Bonded Insulation(s), Bonded Roof Cover	63
13C	Cementitious Wood Fiber	Reroof (Tear-Off) or Recover	C-1	Mechanically Attached Insulation, Bonded Roof Cover	63
13D	Cementitious Wood Fiber	New, Reroof (Tear-Off), or Recover	E-2	Non-Insulated, Mechanically Attached Anchor Sheet, Bonded Roof Cover	64
14A	Existing Gypsum	Reroof (Tear-Off)	A-1	Bonded Insulation(s), Bonded Roof Cover	65
14B	Existing Gypsum	Reroof (Tear-Off)	B-3	Mechanically Attached Anchor Sheet, Bonded Insulation(s), Bonded Roof Cover	67
14C	Existing Gypsum	Reroof (Tear-Off)	C-1	Mechanically Attached Insulation, Bonded Roof Cover	68
14D	Existing Gypsum	Reroof (Tear-Off)	E-2	Non-Insulated, Mechanically Attached Anchor Sheet, Bonded Roof Cover	68
15A	Various	Recover	A-1	Bonded Insulation(s), Bonded Roof Cover	69

©NEMO. All rights reserved.

TABLE 9A: WOOD DECKS – NEW CONSTRUCTION OR REROOF (TEAR-OFF)
SYSTEM TYPE A-1: BONDED INSULATION, BONDED ROOF COVER

SYSTEM NO.	DECK (4.1.2)	BASE INSULATION LAYER		TOP INSULATION LAYER(S)		PRIMER	ROOF COVER (3.1.4)			MDP (PSF)
		TYPE	ATTACH (3.1.3)	TYPE	ATTACH (3.1.3)		BASE	PLY	CAP	
SELF-ADHERING SYSTEMS:										
W-1.	Min. 15/32-inch APA rated CDX plywood, 24-inch span	Min. 1.5-inch ACFoam II or H-Shield	M-OSFA or M-PG1	(Optional) Additional layer(s) of base insulation and/or min. 0.25-inch DensDeck Prime or SECUROCK Gypsum-Fiber Roof Board	M-OSFA or M-PG1	Tropical #410 Quick Dry	SBS-SA	(Optional) SBS-SA	SBS-SA	-60.0
W-2.	Min. 15/32-inch APA rated CDX plywood, 24-inch span	Min. 1.5-inch ACFoam II or H-Shield	OB500	(Optional) Additional layer(s) of base insulation and/or min. 0.25-inch SECUROCK Gypsum-Fiber Roof Board	OB500	Tropical #410 Quick Dry	SBS-SA	(Optional) SBS-SA	SBS-SA	-60.0
W-3.	Min. 15/32-inch APA rated CDX plywood, 24-inch span, blocked 48-inch o.c.	Min. 1.5-inch ACFoam II or H-Shield	M-OSFA or M-PG1, 6-inch o.c.	(Optional) Additional layer(s) of base insulation and/or min. 0.25-inch DensDeck Prime or SECUROCK Gypsum-Fiber Roof Board	M-OSFA or M-PG1, 6-inch o.c.	Tropical #410 Quick Dry	SBS-SA	(Optional) SBS-SA	SBS-SA	-97.5
W-4.	Min. 15/32-inch APA rated CDX plywood, 24-inch span, blocked 48-inch o.c.	Min. 1.5-inch ACFoam II or H-Shield	OB500, 6-inch o.c.	(Optional) Additional layer(s) of base insulation and/or min. 0.25-inch SECUROCK Gypsum-Fiber Roof Board	OB500, 6-inch o.c.	Tropical #410 Quick Dry	SBS-SA	(Optional) SBS-SA	SBS-SA	-97.5
HYBRID SYSTEMS:										
W-5.	Min. 15/32-inch APA rated CDX plywood, 24-inch span	Min. 1.5-inch ACFoam II or H-Shield	M-OSFA or M-PG1	(Optional) Additional layer(s) of base insulation and/or min. 0.25-inch DensDeck Prime or SECUROCK Gypsum-Fiber Roof Board	M-OSFA or M-PG1	None	SBS-SA-H	(Optional) BP-AA, SBS-AA, SBS-TA or APP-TA	SBS-AA, SBS-TA or APP-TA	-60.0
W-6.	Min. 15/32-inch APA rated CDX plywood, 24-inch span	Min. 1.5-inch ACFoam II or H-Shield	OB500	(Optional) Additional layer(s) of base insulation and/or min. 0.25-inch SECUROCK Gypsum-Fiber Roof Board	OB500	None	SBS-SA-H	(Optional) BP-AA, SBS-AA, SBS-TA or APP-TA	SBS-AA, SBS-TA or APP-TA	-60.0
W-7.	Min. 15/32-inch APA rated CDX plywood, 24-inch span, blocked 48-inch o.c.	Min. 1.5-inch ACFoam II or H-Shield	M-OSFA or M-PG1, 6-inch o.c.	(Optional) Additional layer(s) of base insulation and/or min. 0.25-inch DensDeck Prime or SECUROCK Gypsum-Fiber Roof Board	M-OSFA or M-PG1, 6-inch o.c.	None	SBS-SA-H	(Optional) BP-AA, SBS-AA, SBS-TA or APP-TA	SBS-AA, SBS-TA or APP-TA	-97.5
W-8.	Min. 15/32-inch APA rated CDX plywood, 24-inch span, blocked 48-inch o.c.	Min. 1.5-inch ACFoam II or H-Shield	OB500, 6-inch o.c.	(Optional) Additional layer(s) of base insulation and/or min. 0.25-inch SECUROCK Gypsum-Fiber Roof Board	OB500, 6-inch o.c.	None	SBS-SA-H	(Optional) BP-AA, SBS-AA, SBS-TA or APP-TA	SBS-AA, SBS-TA or APP-TA	-97.5
CONVENTIONAL SYSTEMS:										
W-9.	Min. 15/32-inch APA rated CDX plywood, 24-inch span	Min. 1.5-inch ACFoam II or H-Shield	M-OSFA or M-PG1	Optional additional layers of base insulation, followed by min. 0.25-inch DensDeck Prime or SECUROCK Gypsum-Fiber Roof Board	M-OSFA or M-PG1	None	BP-AA, SBS-AA, SBS-TA or APP-TA	(Optional) BP-AA, SBS-AA, SBS-TA or APP-TA	SBS-AA, SBS-TA or APP-TA	-60.0

©NEMO. All rights reserved.

TABLE 9A: WOOD DECKS – NEW CONSTRUCTION OR REROOF (TEAR-OFF)
SYSTEM TYPE A-1: BONDED INSULATION, BONDED ROOF COVER

SYSTEM NO.	DECK (4.1.2)	BASE INSULATION LAYER		TOP INSULATION LAYER(S)		PRIMER	ROOF COVER (3.1.4)			MDP (PSF)
		TYPE	ATTACH (3.1.3)	TYPE	ATTACH (3.1.3)		BASE	PLY	CAP	
W-10.	Min. 15/32-inch APA rated CDX plywood, 24-inch span	Min. 1.5-inch ACFoam II or H-Shield	OB500	(Optional) Additional layer(s) of base insulation and/or min. 0.25-inch SECUROCK Gypsum-Fiber Roof Board	OB500	None	BP-AA, SBS-AA, SBS-TA or APP-TA	(Optional) BP-AA, SBS-AA, SBS-TA or APP-TA	SBS-AA, SBS-TA or APP-TA	-60.0
W-11.	Min. 15/32-inch APA rated CDX plywood, 24-inch span, blocked 48-inch o.c.	Min. 1.5-inch ACFoam II or H-Shield	M-OSFA or M-PG1, 6-inch o.c.	Optional additional layers of base insulation, followed by min. 0.25-inch DensDeck Prime or SECUROCK Gypsum-Fiber Roof Board	M-OSFA or M-PG1, 6-inch o.c.	None	BP-AA, SBS-AA, SBS-TA or APP-TA	(Optional) BP-AA, SBS-AA, SBS-TA or APP-TA	SBS-AA, SBS-TA or APP-TA	-97.5
W-12.	Min. 15/32-inch APA rated CDX plywood, 24-inch span, blocked 48-inch o.c.	Min. 1.5-inch ACFoam II or H-Shield	OB500, 6-inch o.c.	(Optional) Additional layer(s) of base insulation and/or min. 0.25-inch SECUROCK Gypsum-Fiber Roof Board	OB500, 6-inch o.c.	None	BP-AA, SBS-AA, SBS-TA or APP-TA	(Optional) BP-AA, SBS-AA, SBS-TA or APP-TA	SBS-AA, SBS-TA or APP-TA	-97.5

TABLE 9B: WOOD DECKS – NEW CONSTRUCTION, REROOF (TEAR-OFF) OR RECOVER
SYSTEM TYPE B-1: MECHANICALLY ATTACHED BASE INSULATION, BONDED TOP INSULATION, BONDED ROOF COVER

SYSTEM NO.	DECK (4.1.2)	BASE INSULATION LAYER			TOP INSULATION LAYER		ROOF COVER (3.1.4)			MDP (PSF)
		TYPE	FASTENER (3.1.1, 4.2.2)	ATTACH (3.1.2E)	TYPE	ATTACH (3.1.3)	BASE	PLY	CAP	
SELF-ADHERING SYSTEMS:										
W-13.	Min. 15/32-inch plywood, 24-inch span	Min. 2-inch ACFoam II or H-Shield	3.1.1	1 per 2.7 ft²	Min. 2-inch H-Shield HD Composite CG	M-OSFA or M-PG1	SBS-SA	(Optional) SBS-SA	SBS-SA	-30.0
W-14.	Min. 15/32-inch plywood, 24-inch span	Min. 2-inch ACFoam II or H-Shield	Dekfast DF-#14-PH3 with Dekfast PLT-R-3	1 per 2.0 ft²	Min. 2-inch H-Shield HD Composite CG	M-OSFA or M-PG1	SBS-SA	(Optional) SBS-SA	SBS-SA	-52.5
HYBRID SYSTEMS:										
W-15.	Min. 15/32-inch plywood, 24-inch span	Min. 2-inch ACFoam II or H-Shield	3.1.1	1 per 2.7 ft²	Min. 2-inch H-Shield HD Composite CG	M-OSFA or M-PG1	SBS-SA-H	(Optional) BP-AA, SBS-AA, SBS-TA or APP-TA	SBS-AA, SBS-TA or APP-TA	-30.0
W-16.	Min. 15/32-inch plywood, 24-inch span	Min. 2-inch ACFoam II or H-Shield	Dekfast DF-#14-PH3 with Dekfast PLT-R-3	1 per 2.0 ft²	Min. 2-inch H-Shield HD Composite CG	M-OSFA or M-PG1	SBS-SA-H	(Optional) BP-AA, SBS-AA, SBS-TA or APP-TA	SBS-AA, SBS-TA or APP-TA	-52.5
W-17.	Min. 15/32-inch plywood, 24-inch span	Min. 1.5-inch ACFoam II or H-Shield	Trufast #12 DP or #14 HD with Trufast 3" Metal Insulation Plates	1 per 1.3 ft²	Min. 1.5-inch ACFoam II or H-Shield	Hot asphalt, M-OSFA, M-PG1, or OB500	SBS-SA-H	(Optional) APP-TA	APP-TA	-67.5
CONVENTIONAL SYSTEMS:										
W-18.	Min. 23/32-inch plywood, 24-inch span	Min. 1.5-inch ACFoam II, ENRGY 3, or H-Shield	3.1.1	1 per 2.0 ft²	Min. 0.5-inch Structodek High Density Fiberboard Roof Insulation, min. 0.75-inch FescoBoard (homogeneous)	Hot asphalt	BP-AA or SBS-AA	(Optional) BP-AA, SBS-AA, SBS-TA or APP-TA	SBS-AA, SBS-TA or APP-TA	-45.0*

©NEMO. All rights reserved.

TABLE 9B: WOOD DECKS – NEW CONSTRUCTION, REROOF (TEAR-OFF) OR RECOVER
SYSTEM TYPE B-1: MECHANICALLY ATTACHED BASE INSULATION, BONDED TOP INSULATION, BONDED ROOF COVER

SYSTEM NO.	DECK (4.1.2)	BASE INSULATION LAYER			TOP INSULATION LAYER		ROOF COVER (3.1.4)			MDP (PSF)
		TYPE	FASTENER (3.1.1, 4.2.2)	ATTACH (3.1.2E)	TYPE	ATTACH (3.1.3)	BASE	PLY	CAP	
W-19.	Min. 23/32-inch plywood, 24-inch span	Min. 1.5-inch ACFoam II, ENRGY 3, or H-Shield	3.1.1	1 per 2.0 ft^2	Min. 0.25-inch DensDeck, DensDeck Prime, or SECUROCK Gypsum-Fiber Roof Board	Hot asphalt	BP-AA, SBS-AA, SBS-TA or APP-TA	(Optional) BP-AA, SBS-AA, SBS-TA or APP-TA	SBS-AA, SBS-TA or APP-TA	-45.0*
W-20.	Min. 15/32-inch plywood, 24-inch span	Min. 1.5-inch ACFoam II or H-Shield	Trufast #12 DP or #14 HD with Trufast 3" Metal Insulation Plates	1 per 1.3 ft^2	Optional additional layer(s) of base insulation followed by min. 0.25-inch SECUROCK Gypsum-Fiber Roof board	Hot asphalt, M-OSFA, M-PG1, or OB500	APP-TA	(Optional) APP-TA	APP-TA	-90.0

TABLE 9C: WOOD DECKS – NEW CONSTRUCTION OR REROOF (TEAR-OFF)
SYSTEM TYPE B-3: MECHANICALLY ATTACHED ANCHOR SHEET, BONDED INSULATION, BONDED ROOF COVER

SYS. NO.	DECK (4.1.2)	ANCHOR SHEET			BASE INSULATION LAYER(S)		TOP INSULATION LAYER		PRIMER	ROOF COVER (3.1.4)			MDP (PSF)
		TYPE	FASTENER (3.1.1, 4.2.2)	ATTACH (3.1.3)	TYPE	ATTACH (3.1.3)	TYPE	ATTACH (3.1.3)		BASE	PLY	CAP	
SELF-ADHERING SYSTEMS:													
W-21.	Min. 19/32-inch plywood, 24-inch span	TopShield PRO Glass Base, All Weather/Empire Base Sheet, Flintlastic Base 20, Poly SMS, Ultra Poly SMS, or Flintglas MS Cap (inverted)	32 ga., 1-5/8-inch dia. tin caps with 11 ga. annular ring shank nails	9-inch o.c. in 4-inch lap and 12-inch o.c. in two (2), equally spaced, staggered center rows	Min. 1.5-inch ACFoam II, ENRGY 3, H-Shield, or Multi-Max FA3	Hot asphalt	Min. 0.25-inch DensDeck	Hot asphalt	Tropical #410 Quick Dry	SBS-SA	(Optional) SBS-SA	SBS-SA	-45.0*
W-22.	Min. 19/32-inch plywood, 24-inch span	TopShield PRO Glass Base, All Weather/Empire Base Sheet, Poly SMS, or Ultra Poly SMS	32 ga., 1-5/8-inch dia. tin caps with 11 ga. annular ring shank nails	8-inch o.c. in 3-inch lap and 8-inch o.c. in three (3), equally spaced, staggered center rows	Min. 1.5-inch ACFoam II, ENRGY 3, H-Shield, or Multi-Max FA3	Hot asphalt full coverage or M-OSFA, OB500, Polyset BM, or Polyset CRA, 4-inch o.c.	Min. 0.25-inch DensDeck	Hot asphalt full coverage or M-OSFA, OB500, Polyset BM, or Polyset CRA, 6-inch o.c.	Tropical #410 Quick Dry	SBS-SA	(Optional) SBS-SA	SBS-SA	-52.5
W-23.	Min. 19/32-inch plywood, 24-inch span	Flintglas MS Cap (inverted)	32 ga., 1-5/8-inch dia. Tin caps with 11 ga. annular ring shank nails	8-inch o.c. in 3-inch lap and 8-inch o.c. in three (3), equally spaced, staggered center rows	Min. 1.5-inch ACFoam II, ENRGY 3, H-Shield, or Multi-Max FA3	Hot asphalt	Min. 0.25-inch DensDeck	Hot asphalt	Tropical #410 Quick Dry	SBS-SA	(Optional) SBS-SA	SBS-SA	-52.5
W-24.	Min. 19/32-inch plywood, 24-inch span	TopShield PRO Glass Base, All Weather/Empire Base Sheet, Poly SMS, or Ultra Poly SMS	32 ga., 1-5/8-inch dia. tin caps with 11 ga. annular ring shank nails	8-inch o.c. in 3-inch lap and 8-inch o.c. in three (3), equally spaced, staggered center rows	(Optional) Min. 1.5-inch ACFoam II, ENRGY 3, H-Shield, or Multi-Max FA3	Hot asphalt full coverage or M-OSFA, OB500, Polyset BM, or Polyset CRA, 4-inch o.c.	Min. 0.25-inch SECUROCK Gypsum-Fiber Roof Board	Hot asphalt full coverage or M-OSFA, OB500, Polyset BM, or Polyset CRA, 6-inch o.c.	Tropical #410 Quick Dry	SBS-SA	(Optional) SBS-SA	SBS-SA	-60.0

©NEMO. All rights reserved.

TABLE 9C: WOOD DECKS – NEW CONSTRUCTION OR REROOF (TEAR-OFF)
SYSTEM TYPE B-3: MECHANICALLY ATTACHED ANCHOR SHEET, BONDED INSULATION, BONDED ROOF COVER

SYS. NO.	DECK (4.1.2)	ANCHOR SHEET			BASE INSULATION LAYER(S)		TOP INSULATION LAYER		PRIMER	ROOF COVER (3.1.4)			MDP (PSF)
		TYPE	FASTENER (3.1.1, 4.2.2)	ATTACH (3.1.3)	TYPE	ATTACH (3.1.3)	TYPE	ATTACH (3.1.3)		BASE	PLY	CAP	
W-25.	Min. 19/32-inch plywood, 24-inch span	Flintglas MS Cap (inverted)	32 ga., 1-5/8-inch dia. tin caps with 11 ga. annular ring shank nails	8-inch o.c. in 3-inch lap and 8-inch o.c. in three (3), equally spaced, staggered center rows	(Optional) Min. 1.5-inch ACFoam II, ENRGY 3, H-Shield, or Multi-Max FA3	Hot asphalt	Min. 0.25-inch SECUROCK Gypsum-Fiber Roof Board	Hot asphalt	Tropical #410 Quick Dry	SBS-SA	(Optional) SBS-SA	SBS-SA	-60.0
HYBRID SYSTEMS:													
W-26.	Min. 19/32-inch plywood, 24-inch span	TopShield PRO Glass Base, All Weather/Empire Base Sheet, Flintlastic Base 20, Poly SMS, Ultra Poly SMS, or Flintglas MS Cap (inverted)	32 ga., 1-5/8-inch dia. tin caps with 11 ga. annular ring shank nails	9-inch o.c. in 4-inch lap and 12-inch o.c. in two (2), equally spaced, staggered center rows	Min. 1.5-inch ACFoam II, ENRGY 3, H-Shield, or Multi-Max FA3	Hot asphalt	None	N/A	None	SBS-SA-H	(Optional) BP-AA, SBS-AA, SBS-TA or APP-TA	SBS-AA, SBS-TA or APP-TA	-45.0*
W-27.	Min. 19/32-inch plywood at max. 24-inch	TopShield PRO Glass Base or Flintglas MS Cap (inverted)	32 ga., 1-5/8-inch dia. tin caps with 11 ga. annular ring shank nails	8-inch o.c. in 3-inch lap and 8-inch o.c. in three (3), equally spaced, staggered center rows	Min. 1.5-inch ACFoam II, ENRGY 3, H-Shield, or Multi-Max FA3	Hot asphalt	None	N/A	None	SBS-SA-H	(Optional) BP-AA, SBS-AA, SBS-TA or APP-TA	SBS-AA, SBS-TA or APP-TA	-60.0
CONVENTIONAL SYSTEMS:													
W-28.	Min. 19/32-inch plywood, 24-inch span	TopShield PRO Glass Base, All Weather/Empire Base Sheet, Flintlastic Base 20, Poly SMS, Ultra Poly SMS, or Flintglas MS Cap (inverted)	32 ga., 1-5/8-inch dia. tin caps with 11 ga. annular ring shank nails	9-inch o.c. in 4-inch lap and 12-inch o.c. in two (2), equally spaced, staggered center rows	Min. 1.5-inch ACFoam II, ENRGY 3, H-Shield, or Multi-Max FA3	Hot asphalt	Min. 0.25-inch DensDeck	Hot asphalt	Tropical #410 Quick Dry	BP-AA, SBS-AA, SBS-TA or APP-TA	(Optional) BP-AA, SBS-AA, SBS-TA or APP-TA	SBS-AA, SBS-TA or APP-TA	-45.0*
W-29.	Min. 19/32-inch plywood, 24-inch span	TopShield PRO Glass Base, All Weather/Empire Base Sheet, Poly SMS, or Ultra Poly SMS	32 ga., 1-5/8-inch dia. tin caps with 11 ga. annular ring shank nails	8-inch o.c. in 3-inch lap and 8-inch o.c. in three (3), equally spaced, staggered center rows	Min. 1.5-inch ACFoam II, ENRGY 3, H-Shield, or Multi-Max FA3	Hot asphalt full coverage or M-OSFA, OB500, Polyset BM, or Polyset CRA, 4-inch o.c.	Min. 0.25-inch DensDeck	Hot asphalt full coverage or M-OSFA, OB500, Polyset BM, or Polyset CRA, 6-inch o.c.	Tropical #410 Quick Dry	BP-AA, SBS-AA, SBS-TA or APP-TA	(Optional) BP-AA, SBS-AA, SBS-TA or APP-TA	SBS-AA, SBS-TA or APP-TA	-52.5
W-30.	Min. 19/32-inch plywood, 24-inch span	TopShield PRO Glass Base, All Weather/Empire Base Sheet, Poly SMS, or Ultra Poly SMS	32 ga., 1-5/8-inch dia. tin caps with 11 ga. annular ring shank nails	8-inch o.c. in 3-inch lap and 8-inch o.c. in three (3), equally spaced, staggered center rows	(Optional) Min. 1.5-inch ACFoam II, ENRGY 3, H-Shield, or Multi-Max FA3	Hot asphalt full coverage or M-OSFA, OB500, Polyset BM, or Polyset CRA, 4-inch o.c.	Min. 0.25-inch SECUROCK Gypsum-Fiber Roof Board	Hot asphalt full coverage or M-OSFA, OB500, Polyset BM, or Polyset CRA, 6-inch o.c.	None	BP-AA, SBS-AA, SBS-TA or APP-TA	(Optional) BP-AA, SBS-AA, SBS-TA or APP-TA	SBS-AA, SBS-TA or APP-TA	-60.0

©NEMO. All rights reserved.

TABLE 9D: WOOD DECKS – NEW CONSTRUCTION OR REROOF (TEAR-OFF)
SYSTEM TYPE C-1: MECHANICALLY ATTACHED INSULATION, BONDED ROOF COVER

SYSTEM NO.	DECK (4.1.2)	BASE INSULATION LAYER (3.1.2)	TOP INSULATION LAYER			PRIMER	ROOF COVER (3.1.4)			MDP (PSF)
			TYPE	FASTENER (3.1.1, 4.2.2)	ATTACH (3.1.3)		BASE	PLY	CAP	
SELF-ADHERING SYSTEMS:										
W-31.	Min. 15/32-inch plywood, 24-inch span	(Optional) One or more layers, any combination, loose laid	Min. 0.25-inch SECUROCK Gypsum-Fiber Roof Board	Trufast #12 DP or #14 HD with Trufast 3" Metal Insulation Plates	1 per 3.2 ft²	None	SBS-SA	(Optional) SBS-SA	SBS-SA	-30.0*
W-32.	Min. 19/32-inch plywood, 24-inch span	(Optional) One or more layers, any combination, loose laid	Min. 0.25-inch DensDeck	3.1.1	1 per 1.3 ft²	Tropical #410 Quick Dry	SBS-SA	(Optional) SBS-SA	SBS-SA	-45.0
W-33.	Min. 19/32-inch plywood, 24-inch span	(Optional) One or more layers, any combination, loose laid	Min. 3/8-inch SECUROCK Gypsum-Fiber Roof Board	Trufast #12 DP or #14 HD with Trufast 3" Metal Insulation Plates	1 per 2.7 ft²	None	SBS-SA	(Optional) SBS-SA	SBS-SA	-45.0*
W-34.	Min. 19/32-inch plywood, 24-inch span	(Optional) One or more layers, any combination, loose laid	Min. 1.5-inch ACFoam II, ENRGY 3, H-Shield, or Multi-Max FA3	Trufast #12 DP or #14 HD with Trufast 3" Metal Insulation Plates	1 per 2.0 ft²	Tropical #410 Quick Dry	SBS-SA	(Optional) SBS-SA	SBS-SA	-45.0*
W-35.	Min. 19/32-inch plywood, 24-inch span	(Optional) One or more layers, any combination, loose laid	Min. 1.5-inch ACFoam II	Trufast #14 HD with Trufast 3" Metal Insulation Plates	1 per 1.6 ft²	Tropical #410 Quick Dry	SBS-SA	(Optional) SBS-SA	SBS-SA	-52.5
W-36.	Min. 19/32-inch plywood, 24-inch span	(Optional) One or more layers, any combination, loose laid	Min. 1.5-inch ACFoam II, ENRGY 3, H-Shield, or Multi-Max FA3	3.1.1	1 per 1.45 ft²	Tropical #410 Quick Dry	SBS-SA	(Optional) SBS-SA	SBS-SA	-60.0
HYBRID SYSTEMS:										
W-37.	Min. 15/32-inch plywood, 24-inch span	(Optional) One or more layers, any combination, loose laid	Min. 0.25-inch DensDeck, DensDeck Prime	Trufast #12 DP or #14 HD with Trufast 3" Metal Insulation Plates	1 per 2.0 ft²	None	SBS-SA-H	(Optional) BP-AA, SBS-AA, SBS-TA or APP-TA	SBS-AA, SBS-TA or APP-TA	-30.0*
W-38.	Min. 15/32-inch plywood, 24-inch span	(Optional) One or more layers, any combination, loose laid	Min. 1.5-inch ACFoam II	Trufast #14 HD with Trufast 3" Metal Insulation Plates	1 per 1.6 ft²	None	SBS-SA-H	(Optional) SBS-TA or APP-TA	SBS-TA or APP-TA	-52.5
W-39.	Min. 15/32-inch plywood, 24-inch span	(Optional) One or more layers, any combination, loose laid	Min. 1.5-inch ACFoam II, ENRGY 3, or Multi-Max FA3	3.1.1	1 per 1.3 ft²	None	SBS-SA-H	(Optional) BP-AA or SBS-AA	SBS-AA	-52.5
W-40.	Min. 19/32-inch plywood, 24-inch span	(Optional) One or more layers, any combination, loose laid	Min. 1.5-inch ACFoam II or H-Shield	3.1.1	1 per 1.45 ft²	None	SBS-SA-H	(Optional) BP-AA, SBS-AA, SBS-TA or APP-TA	SBS-AA, SBS-TA or APP-TA	-60.0
W-41.	Min. 15/32-inch plywood, 24-inch span	(Optional) Min. 1.5-inch, one or more layers, any combination, loose laid	Min. 1.5-inch ACFoam II or H-Shield	Trufast #12 DP or #14 HD with Trufast 3" Metal Insulation Plates	1 per 1.3 ft²	None	SBS-SA-H	(Optional) SBS-AA, SBS-TA or APP-TA	SBS-AA, SBS-TA or APP-TA	-75.0
W-42.	Min. 19/32-inch plywood, 24-inch span	(Optional) One or more layers, any combination, loose laid	Min. 1.5-inch ACFoam II, ENRGY 3, or Multi-Max FA3	3.1.1	1 per 1.3 ft²	None	SBS-SA-H	(Optional) SBS-TA or APP-TA	SBS-TA or APP-TA	-82.5

©NEMO. All rights reserved.

TABLE 9D: WOOD DECKS – NEW CONSTRUCTION OR REROOF (TEAR-OFF)
SYSTEM TYPE C-1: MECHANICALLY ATTACHED INSULATION, BONDED ROOF COVER

SYSTEM NO.	DECK (4.1.2)	BASE INSULATION LAYER (3.1.2)	TOP INSULATION LAYER			PRIMER	ROOF COVER (3.1.4)			MDP (PSF)
			TYPE	FASTENER (3.1.1, 4.2.2)	ATTACH (3.1.3)		BASE	PLY	CAP	
W-43.	Min. 19/32-inch plywood, 24-inch span, #8 wood screws, 6" o.c.	One or more layers, min. 1.5-inch thick, any combination, loose laid	Min. 0.25-inch SECUROCK Gypsum-Fiber Roof Board	Trufast #14 HD with Trufast 3" Metal Insulation Plate	1 per 1.3 ft²	None	SBS-SA-H	(Optional) SBS-TA or APP-TA	SBS-TA or APP-TA	-82.5 (HVHZ)
CONVENTIONAL SYSTEMS:										
W-44.	Min. 23/32-inch plywood, 24-inch span	(Optional) One or more layers, any combination, loose laid	Min. 0.5-inch Structodek High Density Fiberboard Roof Insulation, min. 0.75-inch FescoBoard (homogeneous)	3.1.1	1 per 2.0 ft ²	None	BP-AA or SBS-AA	(Optional) BP-AA, SBS-AA, SBS-TA or APP-TA	SBS-AA, SBS-TA or APP-TA	-45.0*
W-45.	Min. 15/32-inch plywood, 24-inch span	(Optional) One or more layers, any combination, loose laid	Min. 0.25-inch DensDeck, DensDeck Prime, SECUROCK Gypsum-Fiber Roof Board	Trufast #12 DP or #14 HD with Trufast 3" Metal Insulation Plates	1 per 2.0 ft ²	None	BP-AA, SBS-AA, SBS-TA or APP-TA	(Optional) BP-AA, SBS-AA, SBS-TA or APP-TA	SBS-AA, SBS-TA or APP-TA	-45.0*
W-46.	Min. 15/32-inch plywood, 24-inch span	(Optional for Recover) Min. 1.5-inch, one or more layers, any combination, loose laid	Min. 0.25-inch SECUROCK Gypsum-Fiber Roof Board	Trufast #12 DP or #14 HD with Trufast 3" Metal Insulation Plates	1 per 1.45 ft ²	None	APP-TA	(Optional) APP-TA	APP-TA	-60.0
W-47.	Min. 19/32-inch plywood, 24-inch span	Min. 2-inch ACFoam II, ENRGY 3, or H-Shield, loose laid	Min. 0.5-inch SECUROCK Gypsum-Fiber Roof Board	Trufast #12 DP or #14 HD with Trufast 3" Metal Insulation Plates	1 per 1.8 ft ²	None	BP-AA, SBS-AA, SBS-TA or APP-TA	(Optional) BP-AA, SBS-AA, SBS-TA or APP-TA	SBS-AA, SBS-TA or APP-TA	-60.0
W-48.	Min. 15/32-inch plywood, 24-inch span	(Optional for Recover) Min. 1.5-inch, one or more layers, any combination, loose laid	Min. 0.25-inch SECUROCK Gypsum-Fiber Roof Board	Trufast #12 DP or #14 HD with Trufast 3" Metal Insulation Plates	1 per 1.3 ft ²	None	APP-TA	(Optional) APP-TA	APP-TA	-67.5

TABLE 9E: WOOD DECKS – NEW CONSTRUCTION OR REROOF (TEAR-OFF)
SYSTEM TYPE D-2: INSULATED, MECHANICALLY ATTACHED ANCHOR SHEET, BONDED ROOF COVER

SYSTEM NO.	DECK (4.1.2)	INSULATION LAYER(S) (3.1.2)		ANCHOR SHEET			PRIMER	ROOF COVER (3.1.4)		MDP (PSF)
		TYPE	ATTACH (3.1.3)	TYPE	FASTENER (3.1.1, 4.2.2)	SPACING		BASE	CAP	
SELF-ADHERING SYSTEMS:										
W-49.	Min. 19/32-inch plywood, 24-inch span	Min. 1.5-inch, one or more layers, any combination	Prelim. Attach	TopShield PRO SA Nailbase	3.1.1	8-inch o.c. at min. 3-inch lap and 8-inch o.c. in two (2), equally spaced, staggered center rows	Tropical #410 Quick Dry at stress plates	(Optional) SBS-SA	SBS-SA	-82.5*

©NEMO. All rights reserved.

TABLE 9E: WOOD DECKS – NEW CONSTRUCTION OR REROOF (TEAR-OFF)
SYSTEM TYPE D-2: INSULATED, MECHANICALLY ATTACHED ANCHOR SHEET, BONDED ROOF COVER

SYSTEM NO.	DECK (4.1.2)	INSULATION LAYER(S) (3.1.2)		ANCHOR SHEET			PRIMER	ROOF COVER (3.1.4)		MDP (PSF)
		TYPE	ATTACH (3.1.3)	TYPE	FASTENER (3.1.1, 4.2.2)	SPACING		BASE	CAP	
W-50.	Min. 15/32-inch plywood, 24-inch span	Min. 1.5-inch, one or more layers, any combination	Prelim. Attach	TopShield PRO SA Nailbase	OMG #14 HD with OMG 3 in. Round Metal Plate or Trufast #12 DP or #14 HD with Trufast 3" Metal Insulation Plate	6-inch o.c. at min. 2-inch lap and 6-inch o.c. in three (3), equally spaced, staggered center rows	Tropical #410 Quick Dry at stress plates	(Optional) SBS-SA	SBS-SA	-97.5*
W-51.	Min. 15/32-inch plywood, 24-inch span	Min. 1.5-inch, one or more layers, any combination	Prelim. Attach	TopShield PRO SA Nailbase	OMG #14 HD with OMG 3 in. Round Metal Plate or Trufast #12 DP or #14 HD with Trufast 3" Metal Insulation Plate	6-inch o.c. at min. 2-inch lap and 6-inch o.c. in four (4), equally spaced, staggered center rows	Tropical #410 Quick Dry at stress plates	(Optional) SBS-SA	SBS-SA	-127.5*
HYBRID SYSTEMS:										
W-52.	Min. 15/32-inch plywood, 24-inch span	Min. 1.5-inch, one or more layers, any combination	Prelim. Attach	TopShield PRO Glass Base, Flintlastic Base 20, Flintlastic Poly SMS Base Sheet, or Flintlastic Ultra Poly SMS Base Sheet	OMG #14 HD with OMG 3 in. Round Metal Plate or Trufast #12 DP or #14 HD with Trufast 3" Metal Insulation Plate	6-inch o.c. at. 4-inch lap and 6-inch o.c. in three (3), equally spaced, staggered center rows	Tropical #410 Quick Dry at stress plates	SBS-SA-H	SBS-AA, SBS-TA or APP-TA	-97.5
W-53.	Min. 19/32-inch plywood, 24-inch span	Min. 1.5-inch, one or more layers, any combination	Prelim. Attach	TopShield PRO Glass Base, Flintlastic Base 20, Flintlastic Poly SMS Base Sheet, or Flintlastic Ultra Poly SMS Base Sheet	3.1.1	7-inch o.c. at 3-inch lap and 7-inch o.c. in three (3), equally spaced, staggered center rows	None	SBS-SA-H	SBS-AA, SBS-TA or APP-TA	-105.0
W-54.	Min. 15/32-inch plywood, 24-inch span	Min. 1.5-inch, one or more layers, any combination	Prelim. Attach	TopShield PRO Glass Base, Flintlastic Base 20, Flintlastic Poly SMS Base Sheet, or Flintlastic Ultra Poly SMS Base Sheet	OMG #14 HD with OMG 3 in. Round Metal Plate or Trufast #12 DP or #14 HD with Trufast 3" Metal Insulation Plate	6-inch o.c. at. 4-inch lap and 6-inch o.c. in four (4), equally spaced, staggered center rows	Tropical #410 Quick Dry at stress plates	SBS-SA-H	SBS-AA, SBS-TA or APP-TA	-127.5
CONVENTIONAL SYSTEMS:										
W-55.	Min. 23/32-inch plywood, 24-inch span	Min. 1.5-inch, one or more layers, any combination	Prelim. Attach	TopShield PRO Glass Base, All Weather/Empire Base Sheet, Flintlastic Base 20, or Flintglas MS Cap (inverted)	3.1.1	12-inch o.c. at 4-inch lap and 36-inch o.c. in two (2), equally spaced, staggered center rows	None	BP-AA, SBS-AA, SBS-TA or APP-TA	SBS-AA, SBS-TA or APP-TA	-30.0*
W-56.	Min. 23/32-inch plywood, 24-inch span	Min. 1.5-inch, one or more layers, any combination	Prelim. Attach	TopShield PRO Glass Base, All Weather/Empire Base Sheet, Flintlastic Base 20, or Flintglas MS Cap (inverted)	3.1.1	12-inch o.c. at 4-inch lap and 24-inch o.c. in two (2), equally spaced, staggered center rows	None	BP-AA, SBS-AA, SBS-TA or APP-TA	SBS-AA, SBS-TA or APP-TA	-45.0*
W-57.	Min. 23/32-inch plywood, 24-inch span	Min. 1.5-inch, one or more layers, any combination	Prelim. Attach	Flintlastic Poly SMS Base Sheet, Flintlastic Ultra Poly SMS Base Sheet	3.1.1	12-inch o.c. at 4-inch lap and 36-inch o.c. in two (2), equally spaced, staggered center rows	None	BP-AA, SBS-AA, SBS-TA or APP-TA	SBS-AA, SBS-TA or APP-TA	-45.0*
W-58.	Min. 15/32-inch plywood, 24-inch span	Min. 1.5-inch, one or more layers, any combination	Prelim. Attach	TopShield PRO Glass Base, Flintlastic Base 20, All Weather/Empire Base Sheet, Flintlastic Poly SMS Base Sheet, Flintlastic Ultra Poly SMS Base Sheet, or Flintglas MS Cap (inverted)	OMG #14 HD with OMG 3 in. Round Metal Plate or Trufast #12 DP or #14 HD with Trufast 3" Metal Insulation Plate	6-inch o.c. at 4-inch lap and 6-inch o.c. in three (3), equally spaced, staggered center rows	None	(Optional) BP-AA, SBS-AA, SBS-TA or APP-TA	SBS-AA, SBS-TA or APP-TA	-97.5

©NEMO. All rights reserved.

TABLE 9E: WOOD DECKS – NEW CONSTRUCTION OR REROOF (TEAR-OFF)
SYSTEM TYPE D-2: INSULATED, MECHANICALLY ATTACHED ANCHOR SHEET, BONDED ROOF COVER

SYSTEM NO.	DECK (4.1.2)	INSULATION LAYER(S) (3.1.2)		ANCHOR SHEET			PRIMER	ROOF COVER (3.1.4)		MDP (PSF)
		TYPE	ATTACH (3.1.3)	TYPE	FASTENER (3.1.1, 4.2.2)	SPACING		BASE	CAP	
W-59.	Min. 15/32-inch plywood, 24-inch span, plywood, 24-inch span	Min. 1.5-inch, one or more layers, any combination	Prelim. Attach	Flintlastic APP Base T	OMG #14 HD with OMG 3 in. Round Metal Plates	6-inch o.c. at 4-inch lap and 6-inch o.c. in three (3), equally spaced, staggered center rows	None	APP-TA	APP-TA	-97.5
W-60.	Min. 15/32-inch plywood, 24-inch span	One or more layers, any thickness or combination	Prelim. Attach	TopShield PRO Glass Base, Flintlastic Base 20, All Weather/Empire Base Sheet, Flintlastic Poly SMS Base Sheet, Flintlastic Ultra Poly SMS Base Sheet, or Flintglas MS Cap (inverted)	Trufast #14 HD with Trufast 3" Metal Insulation Plate	8-inch o.c. at 4-inch lap and 8-inch o.c. at three (3) equally spaced, staggered center rows	None	(Optional) BP-AA, SBS-AA, SBS-TA or APP-TA	SBS-AA, SBS-TA or APP-TA	-97.5
W-61.	Min. 19/32-inch plywood, 24-inch span	Min. 1.5-inch, one or more layers, any combination	Prelim. Attach	TopShield PRO Glass Base, Flintlastic Base 20, Flintlastic Poly SMS Base Sheet, Flintlastic Ultra Poly SMS Base Sheet, or Flintglas MS Cap (inverted)	3.1.1	7-inch o.c. at 3-inch lap and 7-inch o.c. in three (3), equally spaced, staggered center rows	None	BP-AA, SBS-AA, SBS-TA or APP-TA	SBS-AA, SBS-TA or APP-TA	-105.0
W-62.	Min. 19/32-inch plywood, 24-inch span	Min. 1.5-inch, one or more layers, any combination	Prelim. Attach	Flintlastic APP Base T	Dekfast DF-#14-PH3 with PLT-H-2-7/8 or OMG #14 HD with OMG 3 in. Round Metal Plate	7-inch o.c. at 3-inch lap and 7-inch o.c. in three (3), equally spaced, staggered center rows	None	APP-TA	APP-TA	-105.0
W-63.	Min. 15/32-inch plywood, 24-inch span	Min. 1.5-inch, one or more layers, any combination	Prelim. Attach	TopShield PRO Glass Base, Flintlastic Base 20, Flintlastic Poly SMS Base Sheet, Flintlastic Ultra Poly SMS Base Sheet, or Flintglas MS Cap (inverted)	OMG #14 HD with OMG 3 in. Round Metal Plate or Trufast #12 DP or #14 HD with Trufast 3" Metal Insulation Plate	6-inch o.c. at 4-inch lap and 6-inch o.c. in four (4), equally spaced, staggered center rows	None	(Optional) BP-AA, SBS-AA, SBS-TA or APP-TA	SBS-AA, SBS-TA or APP-TA	-127.5
W-64.	Min. 15/32-inch plywood, 24-inch span	Min. 1.5-inch, one or more layers, any combination	Prelim. Attach	Flintlastic APP Base T	OMG #14 HD with OMG 3 in. Round Metal Plates	6-inch o.c. at 4-inch lap and 6-inch o.c. in four (4), equally spaced, staggered center rows	None	APP-TA	APP-TA	-127.5

TABLE 9F: WOOD DECKS – NEW CONSTRUCTION OR REROOF (TEAR-OFF)
SYSTEM TYPE E-2: NON-INSULATED, MECHANICALLY ATTACHED ANCHOR SHEET, BONDED ROOF COVER

SYSTEM NO.	DECK (4.1.2)	BASE SHEET			PRIMER	ROOF COVER (3.1.4)		MDP (PSF)
		BASE	FASTENER (3.1.1, 4.2.2)	SPACING		BASE	CAP	
SELF-ADHERING SYSTEMS:								
W-65.	Min. 15/32-inch plywood, 24-inch span,	TopShield PRO SA Nailbase	Min. 1-inch long, 12 ga. Simplex Metal Cap Nails	6-inch o.c. at min. 2-inch lap and 6-inch o.c. in four (4), equally spaced, staggered center rows	None	(Optional) SBS-SA	SBS-SA	-52.5
W-66.	Min. 19/32-inch plywood, 24-inch span	TopShield PRO SA Nailbase	32 ga., 1-5/8-inch dia. tin caps with 11 ga. annular ring shank nails	8-inch o.c. at min. 2-inch lap and 8-inch o.c. in three (3), equally spaced, staggered center rows	None	(Optional) SBS-SA	SBS-SA	-52.5

©NEMO. All rights reserved.

TABLE 9F: WOOD DECKS – NEW CONSTRUCTION OR REROOF (TEAR-OFF)
SYSTEM TYPE E-2: NON-INSULATED, MECHANICALLY ATTACHED ANCHOR SHEET, BONDED ROOF COVER

SYSTEM NO.	DECK (4.1.2)	BASE SHEET			PRIMER	ROOF COVER (3.1.4)		MDP (PSF)
		BASE	FASTENER (3.1.1, 4.2.2)	SPACING		BASE	CAP	
W-67.	Min. 19/32-inch plywood, 24-inch span	TopShield PRO SA Nailbase	32 ga., 1-5/8-inch dia. tin caps with 11 ga. annular ring shank nails	8-inch o.c. at min. 2-inch lap and 8-inch o.c. in three (3), equally spaced, staggered center rows	None	(Optional) SBS-SA	SBS-SA	-60.0
W-68.	Min. 19/32-inch plywood, 24-inch span	TopShield PRO SA Nailbase	32 ga., 1-5/8-inch dia. tin caps with 11 ga. annular ring shank nails	6-inch o.c. at min. 2-inch lap and 6-inch o.c. in four (4), equally spaced, staggered center rows	None	(Optional) SBS-SA	SBS-SA	-75.0
W-69.	Min. 15/32-inch plywood, 24-inch span	TopShield PRO SA Nailbase	Cap nails: 1-inch diameter, 0.032-inch metal cap with 0.120" shank diameter, annular ring shank nails	7-inch o.c. at min. 4-inch laps and 7-inch o.c. in five (5), equally spaced, staggered center rows	None	(Optional) SBS-SA	SBS-SA	-75.0 (NO HVHZ)
W-70.	Min. 19/32-inch plywood, 24-inch span	TopShield PRO SA Nailbase	32 ga., 1-5/8-inch dia. tin caps with 11 ga. annular ring shank nails	4-inch o.c. at min. 2-inch lap and 4-inch o.c. in four (4), equally spaced, staggered center rows	None	(Optional) SBS-SA	SBS-SA	-105.0
HYBRID SYSTEMS:								
W-71.	Min. 19/32-inch plywood, 24-inch span	TopShield PRO Glass Base, Flintlastic Base 20, All Weather/Empire Base Sheet, Flintlastic Poly SMS Base Sheet, or Flintlastic Ultra Poly SMS Base Sheet	32 ga., 1-5/8-inch dia. tin caps with 11 ga. annular ring shank nails	9-inch o.c. at 4-inch lap and 12-inch o.c. in two (2), equally spaced, staggered center rows	None	SBS-SA-H	SBS-AA, SBS-TA or APP-TA	-45.0*
W-72.	Min. 15/32-inch plywood, 24-inch span	TopShield PRO Glass Base, Flintlastic Base 20, All Weather/Empire Base Sheet, Flintlastic Poly SMS Base Sheet, or Flintlastic Ultra Poly SMS Base Sheet	Min. 1-inch long, 12 ga. Simplex Metal Cap Nails	6-inch o.c. at 3-inch lap and 6-inch o.c. in four (4), equally spaced, staggered center rows	None	SBS-SA-H	SBS-AA, SBS-TA or APP-TA	-52.5
W-73.	Min. 19/32-inch plywood, 24-inch span	TopShield PRO Glass Base, Flintlastic Base 20, Flintlastic Poly SMS Base Sheet, or Flintlastic Ultra Poly SMS Base Sheet	32 ga., 1-5/8-inch dia. tin caps with 11 ga. annular ring shank nails	8-inch o.c. at 4-inch lap and 8-inch o.c. in three (3), equally spaced, staggered center rows	None	SBS-SA-H	SBS-AA, SBS-TA or APP-TA	-52.5
W-74.	Min. 19/32-inch plywood, 24-inch span	TopShield PRO Glass Base, Flintlastic Base 20, Flintlastic Poly SMS Base Sheet, or Flintlastic Ultra Poly SMS Base Sheet	32 ga., 1-5/8-inch dia. tin caps with 11 ga. annular ring shank nails	8-inch o.c. at 4-inch lap and 8-inch o.c. in three (3), equally spaced, staggered center rows	None	SBS-SA-H	SBS-AA, SBS-TA or APP-TA	-60.0
W-75.	Min. 19/32-inch plywood, 24-inch span	TopShield PRO Glass Base, Flintlastic Base 20, Flintlastic Poly SMS Base Sheet, or Flintlastic Ultra Poly SMS Base Sheet	32 ga., 1-5/8-inch dia. tin caps with 11 ga. annular ring shank nails	6-inch o.c. at 4-inch lap and 6-inch o.c. in four (4), equally spaced, staggered center rows	None	SBS-SA-H	SBS-AA, SBS-TA or APP-TA	-82.5
W-76.	Min. 19/32-inch plywood, 24-inch span	TopShield PRO Glass Base, Flintlastic Base 20, Flintlastic Poly SMS Base Sheet, or Flintlastic Ultra Poly SMS Base Sheet	32 ga., 1-5/8-inch dia. tin caps with 11 ga. annular ring shank nails	4-inch o.c. at 3-inch lap and 4-inch o.c. in four (4), equally spaced, staggered center rows	None	SBS-SA-H	SBS-AA, SBS-TA or APP-TA	-105.0
CONVENTIONAL SYSTEMS:								
W-77.	Min. 19/32-inch plywood, 24-inch span	TopShield PRO Glass Base, Flintlastic Base 20, All Weather/Empire Base Sheet, Flintlastic Poly SMS Base Sheet, Flintlastic Ultra Poly SMS Base Sheet, or Flintglas MS Cap (inverted)	32 ga., 1-5/8-inch dia. tin caps with 11 ga. annular ring shank nails	9-inch o.c. at 4-inch lap and 12-inch o.c. in two (2), equally spaced, staggered center rows	None	BP-AA, SBS-AA, SBS-TA or APP-TA	SBS-AA, SBS-TA or APP-TA	-45.0*
W-78.	Min. 15/32-inch plywood, 24-inch span	TopShield PRO Glass Base, Flintlastic Base 20, All Weather/Empire Base Sheet, Flintlastic Poly SMS Base Sheet, Flintlastic Ultra Poly SMS Base Sheet, or Flintglas MS Cap (inverted)	Min. 1-inch long, 12 ga. Simplex Metal Cap Nails	6-inch o.c. at 3-inch lap and 6-inch o.c. in four (4), equally spaced, staggered center rows	None	(Optional) BP-AA, SBS-AA, SBS-TA or APP-TA	SBS-AA, SBS-TA or APP-TA	-52.5

©NEMO. All rights reserved.

TABLE 9F: WOOD DECKS – NEW CONSTRUCTION OR REROOF (TEAR-OFF)
SYSTEM TYPE E-2: NON-INSULATED, MECHANICALLY ATTACHED ANCHOR SHEET, BONDED ROOF COVER

SYSTEM NO.	DECK (4.1.2)	BASE SHEET			PRIMER	ROOF COVER (3.1.4)		MDP (PSF)
		BASE	FASTENER (3.1.1, 4.2.2)	SPACING		BASE	CAP	
W-79.	Min. 19/32-inch plywood, 24-inch span	TopShield PRO Glass Base, Flintlastic Base 20, All Weather/Empire Base Sheet, Flintlastic Poly SMS Base Sheet, Flintlastic Ultra Poly SMS Base Sheet, or Flintglas MS Cap (inverted)	32 ga., 1-5/8-inch dia. tin caps with 11 ga. annular ring shank nails	8-inch o.c. at 4-inch lap and 8-inch o.c. in three (3), equally spaced, staggered center rows	None	BP-AA, SBS-AA, SBS-TA or APP-TA	SBS-AA, SBS-TA or APP-TA	-52.5
W-80.	Min. 19/32-inch plywood, 24-inch span	TopShield PRO Glass Base, Flintlastic Base 20, All Weather/Empire Base Sheet, Flintlastic Poly SMS Base Sheet, Flintlastic Ultra Poly SMS Base Sheet, or Flintglas MS Cap (inverted)	32 ga., 1-5/8-inch dia. tin caps with 11 ga. annular ring shank nails	8-inch o.c. at 4-inch lap and 8-inch o.c. in three (3), equally spaced, staggered center rows	None	BP-AA, SBS-AA, SBS-TA or APP-TA	SBS-AA, SBS-TA or APP-TA	-60.0
W-81.	Min. 15/32-inch plywood, 24-inch span	TopShield PRO Glass Base, Flintlastic Base 20, All Weather/Empire Base Sheet, Flintlastic Poly SMS Base Sheet, Flintlastic Ultra Poly SMS Base Sheet, or Flintglas MS Cap (inverted)	Cap nails: 1-inch diameter, 0.032-inch metal cap with 0.120-inch shank diameter, annular ring shank nails.	6-inch o.c. at 4-inch lap and 6-inch o.c. at five (5) equally spaced, staggered center rows	None	(Optional) BP-AA, SBS-AA, or SBS-TA	SBS-AA	-67.5
W-82.	Min. 19/32-inch plywood, 24-inch span	TopShield PRO Glass Base, Flintlastic Base 20, All Weather/Empire Base Sheet, Flintlastic Poly SMS Base Sheet, Flintlastic Ultra Poly SMS Base Sheet, or Flintglas MS Cap (inverted)	32 ga., 1-5/8-inch dia. tin caps with 11 ga. annular ring shank nails	6-inch o.c. at 4-inch lap and 6-inch o.c. in four (4), equally spaced, staggered center rows	None	BP-AA, SBS-AA, SBS-TA or APP-TA	SBS-AA, SBS-TA or APP-TA	-82.5
W-83.	Min. 19/32-inch plywood, 24-inch span	TopShield PRO Glass Base, Flintlastic Base 20, All Weather/Empire Base Sheet, Flintlastic Poly SMS Base Sheet, Flintlastic Ultra Poly SMS Base Sheet, or Flintglas MS Cap (inverted)	32 ga., 1-5/8-inch dia. tin caps with 11 ga. annular ring shank nails	4-inch o.c. at 3-inch lap and 4-inch o.c. in four (4), equally spaced, staggered center rows	None	BP-AA, SBS-AA, SBS-TA or APP-TA	SBS-AA, SBS-TA or APP-TA	-105.0

TABLE 9G: WOOD DECKS – NEW CONSTRUCTION, REROOF (TEAR-OFF) OR RECOVER
SYSTEM TYPE E-2: NON-INSULATED, MECHANICALLY ATTACHED ANCHOR SHEET, BONDED ROOF COVER

SYSTEM NO.	DECK (4.1.2)	BASE SHEET			PRIMER	ROOF COVER (3.1.4)		MDP (PSF)
		BASE	FASTENER (3.1.1, 4.2.2)	SPACING		BASE	CAP	
SELF-ADHERING SYSTEMS:								
W-84.	APA rated, min. 7/16 CAT, 0.418 in., Exposure 1, OSB, 24-inch span	TopShield PRO SA Nailbase	Trufast Versa-Fast Fastener & Plates, two (2) screws per plate at 180° from each other*	9-inch o.c. at min. 3-inch lap and 12-inch o.c. in two (2), equally spaced, staggered center rows	Tropical #410 Quick Dry at stress plates	(Optional) Flintlastic SA MidPly, self-adhering	SBS-SA	-60.0*
	Note:	**For re-roof (tear-off) or recover applications, field withdrawal resistance testing (4.2.2) shall yield minimum 109 lbf. Additional Versa-Fast Fasteners within each Versa-Fast Plate may be utilized to produce minimum withdrawal resistance. For recover installations, screws shall be of sufficient length for minimum 1" penetration through OSB sheathing.*						
W-85.	Min. 19/32-inch plywood, 24-inch span	TopShield PRO SA Nailbase	3.1.1	8-inch o.c. at min. 3-inch lap and 8-inch o.c. in two (2), equally spaced, staggered center rows	Tropical #410 Quick Dry at stress plates	(Optional) SBS-SA	SBS-SA	-82.5*

©NEMO. All rights reserved.

TABLE 9G: WOOD DECKS – NEW CONSTRUCTION, REROOF (TEAR-OFF) OR RECOVER
SYSTEM TYPE E-2: NON-INSULATED, MECHANICALLY ATTACHED ANCHOR SHEET, BONDED ROOF COVER

SYSTEM NO.	DECK (4.1.2)	BASE SHEET			PRIMER	ROOF COVER (3.1.4)		MDP (PSF)
		BASE	FASTENER (3.1.1, 4.2.2)	SPACING		BASE	CAP	
W-86.	Min. 15/32-inch plywood, 24-inch span	TopShield PRO SA Nailbase	OMG #14 HD with OMG 3 in. Round Metal Plate or Trufast #12 DP or #14 HD with Trufast 3" Metal Insulation Plate	6-inch o.c. at min. 2-inch lap and 6-inch o.c. in three (3), equally spaced, staggered center rows	Tropical #410 Quick Dry at stress plates	(Optional) SBS-SA	SBS-SA	-97.5*
W-87.	Min. 15/32-inch plywood, 24-inch span	TopShield PRO SA Nailbase	OMG #14 HD with OMG 3 in. Round Metal Plate or Trufast #12 DP or #14 HD with Trufast 3" Metal Insulation Plate	6-inch o.c. at min. 2-inch lap and 6-inch o.c. in four (4), equally spaced, staggered center rows	Tropical #410 Quick Dry at stress plates	(Optional) SBS-SA	SBS-SA	-127.5*
HYBRID SYSTEMS:								
W-88.	Min. 15/32-inch plywood, 24-inch span	TopShield PRO Glass Base, Flintlastic Base 20, Flintlastic Poly SMS Base Sheet, or Flintlastic Ultra Poly SMS Base Sheet	OMG #14 HD with OMG 3 in. Round Metal Plate or Trufast #12 DP or #14 HD with Trufast 3" Metal Insulation Plate	6-inch o.c. at 4-inch lap and 6-inch o.c. in three (3), equally spaced, staggered center rows	Tropical #410 Quick Dry at stress plates	SBS-SA-H	SBS-AA, SBS-TA or APP-TA	-97.5
W-89.	Min. 19/32-inch plywood, 24-inch span	TopShield PRO Glass Base, Flintlastic Base 20, Flintlastic Poly SMS Base Sheet, or Flintlastic Ultra Poly SMS Base Sheet	3.1.1	7-inch o.c. at 3-inch lap and 7-inch o.c. in three (3), equally spaced, staggered center rows	None	SBS-SA-H	SBS-AA, SBS-TA or APP-TA	-105.0
W-90.	Min. 15/32-inch plywood, 24-inch span	TopShield PRO Glass Base, Flintlastic Base 20, Flintlastic Poly SMS Base Sheet, or Flintlastic Ultra Poly SMS Base Sheet	OMG #14 HD with OMG 3 in. Round Metal Plate or Trufast #12 DP or #14 HD with Trufast 3" Metal Insulation Plate	6-inch o.c. at 4-inch lap and 6-inch o.c. in four (4), equally spaced, staggered center rows	Tropical #410 Quick Dry at stress plates	SBS-SA-H	SBS-AA, SBS-TA or APP-TA	-127.5
CONVENTIONAL SYSTEMS:								
W-91.	Min. 23/32-inch plywood, 24-inch span	TopShield PRO Glass Base, All Weather/Empire Base Sheet, Flintlastic Base 20, or Flintglas MS Cap (inverted)	3.1.1	12-inch o.c. at 4-inch lap and 36-inch o.c. in two (2), equally spaced, staggered center rows	None	BP-AA, SBS-AA, SBS-TA or APP-TA	SBS-AA, SBS-TA or APP-TA	-30.0*
W-92.	Min. 23/32-inch plywood, 24-inch span	TopShield PRO Glass Base, All Weather/Empire Base Sheet, Flintlastic Base 20, or Flintglas MS Cap (inverted)	3.1.1	12-inch o.c. at 4-inch lap and 24-inch o.c. in two (2), equally spaced, staggered center rows	None	BP-AA, SBS-AA, SBS-TA or APP-TA	SBS-AA, SBS-TA or APP-TA	-45.0*
W-93.	Min. 23/32-inch plywood, 24-inch span	Flintlastic Poly SMS Base Sheet, Flintlastic Ultra Poly SMS Base Sheet	3.1.1	12-inch o.c. at 4-inch lap and 36-inch o.c. in two (2), equally spaced, staggered center rows	None	BP-AA, SBS-AA, SBS-TA or APP-TA	SBS-AA, SBS-TA or APP-TA	-45.0*
W-94.	Min. 15/32-inch plywood, 24-inch span	TopShield PRO Glass Base, Flintlastic Base 20, Flintlastic Poly SMS Base Sheet, Flintlastic Ultra Poly SMS Base Sheet, or Flintglas MS Cap (inverted)	OMG #14 HD with OMG 3 in. Round Metal Plate or Trufast #12 DP or #14 HD with Trufast 3" Metal Insulation Plate	6-inch o.c. at 4-inch lap and 6-inch o.c. in three (3), equally spaced, staggered center rows	None	(Optional) BP-AA, SBS-AA, SBS-TA or APP-TA	SBS-AA, SBS-TA or APP-TA	-97.5
W-95.	Min. 15/32-inch plywood, 24-inch span	Flintlastic APP Base T	OMG #14 HD with OMG 3 in. Round Metal Plates	6-inch o.c. at 4-inch lap and 6-inch o.c. in three (3), equally spaced, staggered center rows.	None	APP-TA	APP-TA	-97.5
W-96.	Min. 15/32-inch plywood, 24-inch span	TopShield PRO Glass Base, Flintlastic Base 20, All Weather/Empire Base Sheet, Flintlastic Poly SMS Base Sheet, Flintlastic Ultra Poly SMS Base Sheet, or Flintglas MS Cap (inverted)	Trufast #14 HD with Trufast 3" Metal Insulation Plate	8-inch o.c. at 4-inch lap and 8-inch o.c. at three (3) equally spaced, staggered center rows	None	(Optional) BP-AA, SBS-AA, or SBS-TA	SBS-AA	-97.5

©NEMO. All rights reserved.

TABLE 9G: WOOD DECKS – NEW CONSTRUCTION, REROOF (TEAR-OFF) OR RECOVER SYSTEM TYPE E-2: NON-INSULATED, MECHANICALLY ATTACHED ANCHOR SHEET, BONDED ROOF COVER								
SYSTEM NO.	DECK (4.1.2)	BASE SHEET			PRIMER	ROOF COVER (3.1.4)		MDP (PSF)
		BASE	FASTENER (3.1.1, 4.2.2)	SPACING		BASE	CAP	
W-97.	Min. 19/32-inch plywood, 24-inch span	TopShield PRO Glass Base, Flintlastic Base 20, Flintlastic Poly SMS Base Sheet, Flintlastic Ultra Poly SMS Base Sheet, or Flintglas MS Cap (inverted)	3.1.1	7-inch o.c. at 3-inch lap and 7-inch o.c. in three (3), equally spaced, staggered center rows	None	BP-AA, SBS-AA, SBS-TA or APP-TA	SBS-AA, SBS-TA or APP-TA	-105.0
W-98.	Min. 19/32-inch plywood, 24-inch span	Flintlastic APP Base T	Dekfast DF-#14-PH3 with PLT-H-2-7/8 or OMG #14 HD with OMG 3 in. Round Metal Plate	7-inch o.c. at 3-inch lap and 7-inch o.c. in three (3), equally spaced, staggered center rows	None	APP-TA	APP-TA	-105.0
W-99.	Min. 15/32-inch plywood, 24-inch span	TopShield PRO Glass Base, Flintlastic Base 20, Flintlastic Poly SMS Base Sheet, Flintlastic Ultra Poly SMS Base Sheet, or Flintglas MS Cap (inverted)	OMG #14 HD with OMG 3 in. Round Metal Plate or Trufast #12 DP or #14 HD with Trufast 3" Metal Insulation Plate	6-inch o.c. at 4-inch lap and 6-inch o.c. in four (4), equally spaced, staggered center rows	None	(Optional) BP-AA, SBS-AA, SBS-TA or APP-TA	SBS-AA, SBS-TA or APP-TA	-127.5
W-100.	Min. 15/32-inch plywood, 24-inch span	Flintlastic APP Base T	OMG #14 HD with OMG 3 in. Round Metal Plates	6-inch o.c. at 4-inch lap and 6-inch o.c. in four (4), equally spaced, staggered center rows.	None	APP-TA	APP-TA	-127.5

TABLE 9H: WOOD DECKS – NEW CONSTRUCTION, REROOF (TEAR-OFF) OR RECOVER SYSTEM TYPE F: NON-INSULATED, BONDED ROOF COVER NOT FOR USE IN FBC HVHZ JURISDICTIONS						
SYSTEM NO.	DECK (4.1.2)	PRIMER	ROOF COVER (3.1.4)			MDP (PSF)
			BASE	PLY	CAP	
SELF-ADHERING SYSTEMS:						
W-101.	APA rated, min. 7/16 CAT, 0.418 in., Exposure 1, OSB sheathing, 24-inch span	Tropical #410 Quick Dry	Flintlastic SA MidPly, self-adhering	(Optional) SBS-SA	SBS-SA	-90.0
W-102.	Min. 15/32-inch plywood, 24-inch span	(Optional) Tropical #410 Quick Dry	SBS-SA-H	(Optional) SBS-TA, APP-TA	SBS-TA or APP-TA	-127.5
W-103.	Min. 15/32-inch plywood, 24-inch span	(Optional) Tropical #410 Quick Dry	SBS-SA	(Optional) SBS-SA	SBS-SA	-127.5
W-104.	Min. 15/32-inch plywood, 24-inch span	None	SBS-SA-H	(Optional) SBS-SA-H	SBS-SA	-217.5

©NEMO. All rights reserved.

TABLE 10A: STEEL OR STRUCTURAL CONCRETE DECKS – NEW CONSTRUCTION, REROOF (TEAR-OFF), OR RECOVER
SYSTEM TYPE B-1: MECHANICALLY ATTACHED BONDED INSULATION, BONDED TOP INSULATION(S), BONDED ROOF COVER
REFER TO TABLE VB-3 FOR THERMAL BARRIER / VAPOR BARRIER COMBINATION OPTIONS

SYSTEM NO.	DECK (4.1.2)	BASE INSULATION LAYER	TOP INSULATION LAYER				ROOF COVER (3.1.4)			MDP (PSF)*
		TYPE	FASTENER (3.1.1, 4.2.2)	ATTACH (3.1.2E)	TYPE	ATTACH (3.1.3)	BASE	PLY	CAP	
SELF-ADHERING SYSTEMS:										
SC-1.	Min. 22 ga., type B, Grade 33 steel or min. 2,500 psi structural concrete	Min. 2-inch ACFoam II, ENRGY 3, or H-Shield	3.1.1	1 per 4.0 ft²	Optional min. 1.5-inch additional layer(s) base insulation, followed by min. 0.25-inch SECUROCK Gypsum-Fiber Roof Board	Hot asphalt, M-OSFA, OB500, Polyset BM, or Polyset CRA	SBS-SA	(Optional) SBS-SA	SBS-SA	-37.5*
SC-2.	Min. 22 ga., type B, Grade 33 steel or min. 2,500 psi structural concrete	Min. 1.5-inch ACFoam II, ENRGY 3, or H-Shield	3.1.1	1 per 2.0 ft²	Optional min. 1.5-inch additional layer(s) base insulation, followed by min. 0.25-inch SECUROCK Gypsum-Fiber Roof Board	Hot asphalt, M-OSFA, OB500, Polyset BM, or Polyset CRA	SBS-SA	(Optional) SBS-SA	SBS-SA	-45.0*
SC-3.	Min. 22 ga., type B, Grade 40 steel or min. 2,500 psi structural concrete	Min. 2-inch ACFoam II or H-Shield	3.1.1	1 per 2.7 ft²	Min. 2-inch H-Shield HD Composite CG	M-OSFA or M-PG-1	SBS-SA	(Optional) SBS-SA	SBS-SA	-45.0
SC-4.	Min. 22 ga., type B, Grade 40 steel or min. 2,500 psi structural concrete	Min. 2-inch ACFoam II or H-Shield	Dekfast DF-#12-PH3 or Dekfast DF-#14-PH3 with Dekfast PLT-R-3	1 per 2.0 ft²	Min. 2-inch H-Shield HD Composite CG	M-OSFA or M-PG-1	SBS-SA	(Optional) SBS-SA	SBS-SA	-52.5
SC-5.	Min. 22 ga., type B, Grade 80 steel or min. 2,500 psi structural concrete	Min. 2-inch ACFoam II or H-Shield	Dekfast DF-#12-PH3 or Dekfast DF-#14-PH3 with Dekfast PLT-R-3	1 per 1.6 ft²	Min. 2.5-inch H-Shield HD Composite CG	M-OSFA or M-PG-1, 6-inch o.c.	SBS-SA	(Optional) SBS-SA	SBS-SA	-82.5
HYBRID SYSTEMS:										
SC-6.	Min. 22 ga., type B, Grade 33 steel or min. 2,500 psi structural concrete	Min. 1.5-inch ACFoam II, ENRGY 3, or H-Shield	3.1.1	1 per 1.45 ft²	Additional layer(s) base insulation	Hot asphalt, M-OSFA, OB500, Polyset BM, or Polyset CRA	Flintlastic Ultra Glass SA	(Optional) SBS-AA, SBS-TA or APP-TA	SBS-AA, SBS-TA or APP-TA	-37.5
SC-7.	Min. 22 ga., type B, Grade 40 steel or min. 2,500 psi structural concrete	Min. 2-inch ACFoam II or H-Shield	3.1.1	1 per 2.7 ft²	Min. 2-inch H-Shield HD Composite CG	M-OSFA or M-PG-1	SBS-SA-H	(Optional) BP-AA, SBS-AA, SBS-TA or APP-TA	SBS-AA, SBS-TA or APP-TA	-45.0
SC-8.	Min. 22 ga., type B, Grade 33 steel or min. 2,500 psi structural concrete	Min. 1.5-inch ACFoam II, ENRGY 3, or H-Shield	3.1.1	1 per 1.45 ft²	Min. 0.25-inch SECUROCK Gypsum-Fiber Roof Board	Hot asphalt, M-OSFA, OB500, Polyset BM, or Polyset CRA	Flintlastic Ultra Glass SA	(Optional) SBS-AA, SBS-TA or APP-TA	SBS-AA, SBS-TA or APP-TA	-52.5
SC-9.	Min. 22 ga., type B, Grade 40 steel or min. 2,500 psi structural concrete	Min. 2-inch ACFoam II or H-Shield	Dekfast DF-#12-PH3 or Dekfast DF-#14-PH3 with Dekfast PLT-R-3	1 per 2.0 ft²	Min. 2-inch H-Shield HD Composite CG	M-OSFA or M-PG-1	SBS-SA-H	(Optional) BP-AA, SBS-AA, SBS-TA or APP-TA	SBS-AA, SBS-TA or APP-TA	-52.5
SC-10.	Min. 22 ga., type B, Grade 33 steel or min. 2,500 psi structural concrete	Min. 1.5-inch ACFoam II or H-Shield	Trufast #12 DP or #14 HD with Trufast 3" Metal Insulation Plates	1 per 1.45 ft²	Min. 1.5-inch ACFoam II or H-Shield	Hot asphalt, M-OSFA, M-PG-1, or OB500	SBS-SA-H	(Optional) APP-TA	APP-TA	-67.5
SC-11.	Min. 22 ga., type B, Grade 40 steel or min. 2,500 psi structural concrete	Min. 1.5-inch ACFoam II or H-Shield	Trufast #12 DP (steel only) or #14 HD with Trufast 3" Metal Insulation Plate	1 per 1.6 ft²	Min. 0.25-inch SECUROCK Gypsum-Fiber Roof Board	M-OSFA, M-PG-1, or OB500	SBS-SA-H	(Optional) SBS-TA or APP-TA	SBS-TA or APP-TA	-75.0

©NEMO. All rights reserved.

TABLE 10A: STEEL OR STRUCTURAL CONCRETE DECKS – NEW CONSTRUCTION, REROOF (TEAR-OFF), OR RECOVER
SYSTEM TYPE B-1: MECHANICALLY ATTACHED BONDED INSULATION, BONDED TOP INSULATION(S), BONDED ROOF COVER
REFER TO TABLE VB-3 FOR THERMAL BARRIER / VAPOR BARRIER COMBINATION OPTIONS

SYSTEM NO.	DECK (4.1.2)	BASE INSULATION LAYER	TOP INSULATION LAYER				ROOF COVER (3.1.4)			MDP (PSF)*
		TYPE	FASTENER (3.1.1, 4.2.2)	ATTACH (3.1.2E)	TYPE	ATTACH (3.1.3)	BASE	PLY	CAP	
SC-12.	Min. 22 ga., type B, Grade 80 steel or min. 2,500 psi structural concrete	Min. 2-inch ACFoam II or H-Shield	Dekfast DF-#12-PH3 or Dekfast DF-#14-PH3 with Dekfast PLT-R-3	1 per 1.6 ft²	Min. 2.5-inch H-Shield HD Composite CG	M-OSFA or M-PG-1, 6-inch o.c.	SBS-SA-H	(Optional) SBS-TA or APP-TA	SBS-TA or APP-TA	-82.5
SC-13.	Min. 22 ga., type B, Grade 33 steel or min. 2,500 psi structural concrete	Min. 1.5-inch ENRGY 3	Trufast #12 DP (steel only) or #14 HD with Trufast 3" Metal Insulation Plates	1 per 1.0 ft²	Min. 0.5-inch SECUROCK Gypsum-Fiber Roof Board	OB500, 4-inch o.c.	SBS-SA-H	(Optional) SBS-TA or APP-TA	SBS-TA or APP-TA	-90.0*
CONVENTIONAL SYSTEMS:										
SC-14.	Min. 22 ga., type B, Grade 33 steel or min. 2,500 psi structural concrete	Min. 2-inch ACFoam II, ENRGY 3, or H-Shield	3.1.1	1 per 4.0 ft²	Optional min. 1.5-inch additional layer(s) base insulation, followed by min. 0.25-inch SECUROCK Gypsum-Fiber Roof Board	Hot asphalt, M-OSFA, OB500, Polyset BM, or Polyset CRA	BP-AA, SBS-AA, SBS-TA or APP-TA	(Optional) BP-AA, SBS-AA, SBS-TA or APP-TA	SBS-AA, SBS-TA or APP-TA	-37.5*
SC-15.	Min. 22 ga., type B, Grade 33 steel or min. 2,500 psi structural concrete	Min. 1.5-inch ACFoam II, ENRGY 3, or H-Shield	3.1.1	1 per 2.0 ft²	Optional min. 1.5-inch additional layer(s) base insulation, followed by min. 0.5-inch Structodek High Density Fiberboard Roof Insulation, min. 0.75-inch FescoBoard (homogeneous).	Hot asphalt	BP-AA or SBS-AA	(Optional) BP-AA, SBS-AA, SBS-TA or APP-TA	SBS-AA, SBS-TA or APP-TA	-45.0*
SC-16.	Min. 22 ga., type B, Grade 33 steel or min. 2,500 psi structural concrete	Min. 1.5-inch ACFoam II, ENRGY 3, or H-Shield	3.1.1	1 per 2.0 ft²	Optional min. 1.5-inch additional layer(s) base insulation, followed by min. 0.25-inch DensDeck or DensDeck Prime	Hot asphalt	BP-AA, SBS-AA, SBS-TA or APP-TA	(Optional) BP-AA, SBS-AA, SBS-TA or APP-TA	SBS-AA, SBS-TA or APP-TA	-45.0*
SC-17.	Min. 22 ga., type B, Grade 33 steel or min. 2,500 psi structural concrete	Min. 1.5-inch ACFoam II, ENRGY 3, or H-Shield	3.1.1	1 per 2.0 ft²	Optional min. 1.5-inch additional layer(s) base insulation, followed by min. 0.25-inch SECUROCK Gypsum-Fiber Roof Board	Hot asphalt, M-OSFA, OB500, Polyset BM, or Polyset CRA	BP-AA, SBS-AA, SBS-TA or APP-TA	(Optional) BP-AA, SBS-AA, SBS-TA or APP-TA	SBS-AA, SBS-TA or APP-TA	-45.0*
SC-18.	Min. 22 ga., type B, Grade 33 steel or min. 2,500 psi structural concrete	Min. 2-inch ACFoam II, ENRGY 3, or H-Shield	3.1.1	1 per 3.2 ft²	Optional min. 1.5-inch additional layer(s) base insulation, followed by min. 0.5-inch Structodek High Density Fiberboard Roof Insulation, min. 0.75-inch FescoBoard (homogeneous).	Hot asphalt	BP-AA or SBS-AA	(Optional) BP-AA, SBS-AA, SBS-TA or APP-TA	SBS-AA, SBS-TA or APP-TA	-45.0*

©NEMO. All rights reserved.

TABLE 10A: STEEL OR STRUCTURAL CONCRETE DECKS – NEW CONSTRUCTION, REROOF (TEAR-OFF), OR RECOVER
SYSTEM TYPE B-1: MECHANICALLY ATTACHED BONDED INSULATION, BONDED TOP INSULATION(S), BONDED ROOF COVER
REFER TO TABLE VB-3 FOR THERMAL BARRIER / VAPOR BARRIER COMBINATION OPTIONS

SYSTEM NO.	DECK (4.1.2)	BASE INSULATION LAYER	TOP INSULATION LAYER				ROOF COVER (3.1.4)			MDP (PSF)*
		TYPE	FASTENER (3.1.1, 4.2.2)	ATTACH (3.1.2E)	TYPE	ATTACH (3.1.3)	BASE	PLY	CAP	
SC-19.	Min. 22 ga., type B, Grade 33 steel or min. 2,500 psi structural concrete	Min. 2-inch ACFoam II, ENRGY 3, or H-Shield	3.1.1	1 per 3.2 ft²	Optional min. 1.5-inch additional layer(s) base insulation, followed by min. 0.25-inch DensDeck or DensDeck Prime	Hot asphalt	BP-AA, SBS-AA, SBS-TA or APP-TA	(Optional) BP-AA, SBS-AA, SBS-TA or APP-TA	SBS-AA, SBS-TA or APP-TA	-45.0*
SC-20.	Min. 22 ga., type B, Grade 33 steel or min. 2,500 psi structural concrete	Min. 1.5-inch ACFoam II, ENRGY 3, or Multi-Max FA3	3.1.1	1 per 1.3 ft²	Min. 0.75-inch FescoBoard (homogeneous)	Hot asphalt	BP-AA or SBS-AA	(Optional) BP-AA, SBS-AA, SBS-TA or APP-TA	SBS-AA, SBS-TA or APP-TA	-52.5
SC-21.	Min. 22 ga., type B, Grade 33 steel or min. 2,500 psi structural concrete	Min. 2-inch ACFoam II, ENRGY 3, or H-Shield	3.1.1	1 per 1.6 ft²	Min. 0.25-inch SECUROCK Gypsum-Fiber Roof Board	Hot asphalt, M-OSFA, OB500, Polyset BM, or Polyset CRA	BP-AA, SBS-AA, SBS-TA or APP-TA	(Optional) BP-AA, SBS-AA, SBS-TA or APP-TA	SBS-AA, SBS-TA or APP-TA	-60.0
SC-22.	Min. 22 ga., type B, Grade 33 steel or min. 2,500 psi structural concrete	Min. 1.5-inch ACFoam II, ENRGY 3, or Multi-Max FA3	3.1.1	1 per 1.3 ft²	Min. 0.5-inch Structodek High Density Fiberboard	Hot asphalt	BP-AA or SBS-AA	(Optional) BP-AA, SBS-AA, SBS-TA or APP-TA	SBS-AA, SBS-TA or APP-TA	-67.5
SC-23.	Min. 22 ga., type B, Grade 40 steel or min. 2,500 psi structural concrete	Min. 1.5-inch ACFoam II or H-Shield	Trufast #12 DP (steel only) or #14 HD with Trufast 3" Metal Insulation Plate	1 per 1.6 ft²	Min. 0.25-inch SECUROCK Gypsum-Fiber Roof Board	M-OSFA, M-PG-1, or OB500	BP-AA, SBS-AA, SBS-TA or APP-TA	(Optional) BP-AA, SBS-AA, SBS-TA or APP-TA	SBS-AA, SBS-TA or APP-TA	-75.0
SC-24.	Min. 22 ga., type B, Grade 33 steel or min. 2,500 psi structural concrete	Min. 1.5-inch ENRGY 3	Trufast #12 DP (steel only) or #14 HD with Trufast 3" Metal Insulation Plate	1 per 1.0 ft²	Min. 0.5-inch SECUROCK Gypsum-Fiber Roof Board	OB500, 4-inch o.c.	BP-AA, SBS-AA, SBS-TA or APP-TA	(Optional) BP-AA, SBS-AA, SBS-TA or APP-TA	SBS-AA, SBS-TA or APP-TA	-90.0*

TABLE 10B: STEEL OR STRUCTURAL CONCRETE DECKS – NEW CONSTRUCTION, REROOF (TEAR-OFF), OR RECOVER
SYSTEM TYPE C-1: MECHANICALLY ATTACHED INSULATION, BONDED ROOF COVER

SYSTEM NO.	DECK (4.1.2)	BASE INSULATION LAYER(S) (3.1.2)	TOP INSULATION LAYER			PRIMER	ROOF COVER (3.1.4)			MDP (PSF)
			TYPE	FASTENER (3.1.1, 4.2.2)	ATTACH (3.1.3)		BASE	PLY	CAP	
SELF-ADHERING SYSTEMS:										
SC-25.	Min. 22 ga., type B, Grade 33 steel or min. 2,500 psi structural concrete	(Optional) One or more layers, any combination, loose laid	Min. 0.25-inch SECUROCK Gypsum-Fiber Roof Board	3.1.1	1 per 3.2 ft²	None	SBS-SA	(Optional) SBS-SA	SBS-SA	-30.0*
SC-26.	Min. 22 ga., type B, Grade 33 steel or min. 2,500 psi structural concrete	(Optional) One or more layers, any combination, loose laid	Min. 0.25-inch SECUROCK Gypsum-Fiber Roof Board	Trufast #12 DP (steel only) or #14 HD with Trufast 3" Metal Insulation Plate	1 per 2.7 ft²	None	SBS-SA	(Optional) SBS-SA	SBS-SA	-37.5*
SC-27.	Min. 22 ga., type B, Grade 33 steel or min. 2,500 psi structural concrete	(Optional) One or more layers, any combination, loose laid	Min. 3/8-inch SECUROCK Gypsum-Fiber Roof Board	3.1.1	1 per 2.7 ft²	None	SBS-SA	(Optional) SBS-SA	SBS-SA	-45.0*

©NEMO. All rights reserved.

TABLE 10B: STEEL OR STRUCTURAL CONCRETE DECKS – NEW CONSTRUCTION, REROOF (TEAR-OFF), OR RECOVER
SYSTEM TYPE C-1: MECHANICALLY ATTACHED INSULATION, BONDED ROOF COVER

SYSTEM NO.	DECK (4.1.2)	BASE INSULATION LAYER(S) (3.1.2)	TOP INSULATION LAYER			PRIMER	ROOF COVER (3.1.4)			MDP (PSF)
			TYPE	FASTENER (3.1.1, 4.2.2)	ATTACH (3.1.3)		BASE	PLY	CAP	
SC-28.	Min. 22 ga., type B, Grade 33 steel or min. 2,500 psi structural concrete	(Optional) One or more layers, any combination, loose laid	Min. 0.25-inch DensDeck	3.1.1	1 per 1.3 ft²	Tropical #410 Quick Dry	SBS-SA	(Optional) SBS-SA	SBS-SA	-45.0
SC-29.	Min. 22 ga., type B, Grade 40 steel or min. 2,500 psi structural concrete	(Optional) One or more layers, any combination, loose laid	Min. 1.5-inch ACFoam II	Trufast #14 HD with Trufast 3" Metal Insulation Plate	1 per 1.8 ft²	Tropical #410 Quick Dry	SBS-SA	(Optional) SBS-SA	SBS-SA	-67.5
SC-30.	Min. 22 ga., type B, Grade 40 steel or min. 2,500 psi structural concrete	(Optional) One or more layers, any combination, loose laid	Min. 0.5-inch SECUROCK Gypsum-Fiber Roof Board	Trufast #14 HD with Trufast 3" Metal Insulation Plate	1 per 1.6 ft²	Tropical #410 Quick Dry	SBS-SA	(Optional) SBS-SA	SBS-SA	-82.5
SC-31.	Min. 22 ga., type B, Grade 40 steel or min. 2,500 psi structural concrete	(Optional) One or more layers, any combination, loose laid	Min. 1.5-inch ACFoam II or H-Shield	Trufast #15 EHD (steel only) or Trufast #14 HD (concrete only) with Trufast 3" Metal Insulation Plate	1 per 1.0 ft²	Tropical #410 Quick Dry	SBS-SA	(Optional) SBS-SA	SBS-SA	-97.5
HYBRID SYSTEMS:										
SC-32.	Min. 22 ga., type B, Grade 33 steel or min. 2,500 psi structural concrete	(Optional) One or more layers, any combination, loose laid	Min. 0.25-inch DensDeck, DensDeck Prime	3.1.1	1 per 2.0 ft²	None	SBS-SA-H	(Optional) BP-AA, SBS-AA, SBS-TA or APP-TA	SBS-AA, SBS-TA or APP-TA	-30.0*
SC-33.	Min. 22 ga., type B, Grade 33 steel or min. 2,500 psi structural concrete	(Optional) One or more layers, any combination, loose laid	Min. 0.25-inch SECUROCK Gypsum-Fiber Roof Board	Trufast #12 DP (steel only) or #14 HD with Trufast 3" Metal Insulation Plate	1 per 2.7 ft²	None	SBS-SA-H	(Optional) BP-AA, SBS-AA, SBS-TA or APP-TA	SBS-AA, SBS-TA or APP-TA	-37.5*
SC-34.	Min. 22 ga., type B, Grade 33 steel or min. 2,500 psi structural concrete	(Optional) One or more layers, any combination, loose laid	Min. 3/8-inch SECUROCK Gypsum-Fiber Roof Board	Trufast #12 DP (steel only) or #14 HD with Trufast 3" Metal Insulation Plate	1 per 2.7 ft²	None	SBS-SA-H	(Optional) BP-AA, SBS-AA, SBS-TA or APP-TA	SBS-AA, SBS-TA or APP-TA	-45.0*
SC-35.	Min. 22 ga., type B, Grade 40 steel or min. 2,500 psi structural concrete	(Optional) One or more layers, any combination, loose laid	Min. 1.5-inch ACFoam II	Trufast #14 HD with Trufast 3" Metal Insulation Plate	1 per 1.8 ft²	None	SBS-SA-H	(Optional) SBS-TA or APP-TA	SBS-TA or APP-TA	-67.5
SC-36.	Min. 22 ga., type B, Grade 33 steel or min. 2,500 psi structural concrete	(Optional) One or more layers, any combination, loose laid	Min. 1.5-inch ACFoam II or H-Shield	Trufast #12 DP (steel only) or Trufast #14 HD with Trufast 3" Metal Insulation Plate	1 per 1.45 ft²	None	SBS-SA-H	(Optional) SBS-AA, SBS-TA or APP-TA	SBS-AA, SBS-TA or APP-TA	-75.0
SC-37.	Min. 22 ga., type B, Grade 40 steel or min. 2,500 psi structural concrete	(Optional) One or more layers, any combination, loose laid	Min. 0.5-inch SECUROCK Gypsum-Fiber Roof Board	Trufast #14 HD with Trufast 3" Metal Insulation Plate	1 per 1.6 ft²	None	SBS-SA-H	(Optional) SBS-TA or APP-TA	SBS-TA or APP-TA	-82.5
SC-38.	Min. 22 ga., type B, Grade 33 steel or min. 2,500 psi structural concrete	(Optional) One or more layers, any combination, loose laid	Min. 0.5-inch SECUROCK Gypsum-Fiber Roof Board	Trufast #12 DP (steel only) or #14 HD with Trufast 3" Metal Insulation Plate	1 per 1.45 ft²	None	SBS-SA-H	(Optional) SBS-TA or APP-TA	SBS-TA or APP-TA	-82.5

©NEMO. All rights reserved.

TABLE 10B: STEEL OR STRUCTURAL CONCRETE DECKS – NEW CONSTRUCTION, REROOF (TEAR-OFF), OR RECOVER
SYSTEM TYPE C-1: MECHANICALLY ATTACHED INSULATION, BONDED ROOF COVER

System No.	Deck (4.1.2)	Base Insulation Layer(s) (3.1.2)	Top Insulation Layer			Primer	Roof Cover (3.1.4)			MDP (psf)
			Type	Fastener (3.1.1, 4.2.2)	Attach (3.1.3)		Base	Ply	Cap	
SC-39.	Min. 22 ga., type B, Grade 33 steel or min. 2,500 psi structural concrete	(Optional) One or more layers, any combination, loose laid	Min. 1.5-inch ACFoam II, ENRGY 3, or Multi-Max FA3	3.1.1	1 per 1.3 ft^2	None	SBS-SA-H	(Optional) SBS-AA, SBS-TA or APP-TA	SBS-AA, SBS-TA or APP-TA	-82.5
SC-40.	Min. 22 ga., type B, Grade 40 steel or min. 2,500 psi structural concrete	(Optional) One or more layers, any combination, loose laid	Min. 1.5-inch ACFoam II or H-Shield	Trufast #15 EHD (steel only) or Trufast #14 HD (concrete only) with Trufast 3" Metal Insulation Plate	1 per 1.0 ft^2	None	SBS-SA-H	(Optional) SBS-AA, SBS-TA or APP-TA	SBS-AA, SBS-TA or APP-TA	-97.5
SC-41.	Min. 22 ga., type B, Grade 33 steel or min. 2,500 psi structural concrete	(Optional) One or more layers, any combination, loose laid	Min. 0.5-inch SECUROCK Gypsum-Fiber Roof Board	Trufast #12 DP (steel only) or #14 HD with Trufast 3" Metal Insulation Plate	1 per 1.0 ft^2	None	SBS-SA-H	(Optional) SBS-TA or APP-TA	SBS-TA or APP-TA	-135.0
CONVENTIONAL SYSTEMS:										
SC-42.	Min. 22 ga., type B, Grade 33 steel or min. 2,500 psi structural concrete	(Optional) One or more layers, any combination, loose laid	Min. 0.75-inch FescoBoard (homogeneous)	3.1.1	1 per 2.7 ft^2	None	BP-AA, SBS-AA	(Optional) BP-AA, SBS-AA, SBS-TA or APP-TA	SBS-AA, SBS-TA or APP-TA	-30.0*
SC-43.	Min. 22 ga., type B, Grade 33 steel or min. 2,500 psi structural concrete	(Optional) One or more layers, any combination, loose laid	Min. 0.5-inch Structodek High Density Fiberboard Roof Insulation	3.1.1	1 per 4.0 ft^2	None	BP-AA, SBS-AA	(Optional) BP-AA, SBS-AA, SBS-TA or APP-TA	SBS-AA, SBS-TA or APP-TA	-37.5*
SC-44.	Min. 22 ga., type B, Grade 33 steel or min. 2,500 psi structural concrete	(Optional) One or more layers, any combination, loose laid	Min. 0.25-inch SECUROCK Gypsum-Fiber Roof Board	3.1.1	1 per 4.0 ft^2	None	BP-AA, SBS-AA	(Optional) BP-AA, SBS-AA, SBS-TA or APP-TA	SBS-AA, SBS-TA or APP-TA	-37.5*
SC-45.	Min. 22 ga., type B, Grade 33 steel or min. 2,500 psi structural concrete	(Optional) One or more layers, any combination, loose laid	Min. 0.25-inch SECUROCK Gypsum-Fiber Roof Board	3.1.1	1 per 4.0 ft^2	None	BP-AA, SBS-AA, SBS-TA or APP-TA	(Optional) BP-AA, SBS-AA, SBS-TA or APP-TA	SBS-AA, SBS-TA or APP-TA	-45.0*
SC-46.	Min. 22 ga., type B, Grade 33 steel or min. 2,500 psi structural concrete	(Optional) One or more layers, any combination, loose laid	Min. 0.5-inch Structodek High Density Fiberboard Roof Insulation, min. 0.75-inch FescoBoard (homogeneous)	3.1.1	1 per 2.0 ft^2	None	BP-AA or SBS-AA	(Optional) BP-AA, SBS-AA, SBS-TA or APP-TA	SBS-AA, SBS-TA or APP-TA	-45.0*
SC-47.	Min. 22 ga., type B, Grade 33 steel or min. 2,500 psi structural concrete	(Optional) One or more layers, any combination, loose laid	Min. 0.25-inch DensDeck or DensDeck Prime	3.1.1	1 per 2.0 ft^2	None	BP-AA, SBS-AA, SBS-TA or APP-TA	(Optional) BP-AA, SBS-AA, SBS-TA or APP-TA	SBS-AA, SBS-TA or APP-TA	-45.0*
SC-48.	Min. 22 ga., type B, Grade 33 steel or min. 2,500 psi structural concrete	Min. 1.5-inch, One or more layers, any combination, loose laid	Min. 0.25-inch SECUROCK Gypsum-Fiber Roof Board	Trufast #12 DP (steel only) or Trufast #14 HD with Trufast 3" Metal Insulation Plates	1 per 1.45 ft^2	None	APP-TA	(Optional) APP-TA	APP-TA	-60.0
SC-49.	Min. 22 ga., type B, Grade 33 steel or min. 2,500 psi structural concrete	Min. 2-inch ACFoam II, ENRGY 3 or H-Shield, loose laid.	Min. 0.5-inch SECUROCK Gypsum-Fiber Roof Board	3.1.1	1 per 1.8 ft^2	None	BP-AA, SBS-AA, SBS-TA or APP-TA	(Optional) BP-AA, SBS-AA, SBS-TA or APP-TA	SBS-AA, SBS-TA or APP-TA	-60.0

©NEMO. All rights reserved.

TABLE 10B: STEEL OR STRUCTURAL CONCRETE DECKS – NEW CONSTRUCTION, REROOF (TEAR-OFF), OR RECOVER
SYSTEM TYPE C-1: MECHANICALLY ATTACHED INSULATION, BONDED ROOF COVER

SYSTEM NO.	DECK (4.1.2)	BASE INSULATION LAYER(S) (3.1.2)	TOP INSULATION LAYER			PRIMER	ROOF COVER (3.1.4)			MDP (PSF)
			TYPE	FASTENER (3.1.1, 4.2.2)	ATTACH (3.1.3)		BASE	PLY	CAP	
SC-50.	Min. 22 ga., type B, Grade 33 steel or min. 2,500 psi structural concrete	(Optional) One or more layers, any combination, loose laid	Min. 0.5-inch SECUROCK Gypsum-Fiber Roof Board	Trufast #12 DP (steel only) or #14 HD with Trufast 3" Metal Insulation Plates	1 per 1.45 ft²	None	BP-AA, SBS-AA, SBS-TA or APP-TA	(Optional) BP-AA, SBS-AA, SBS-TA or APP-TA	SBS-AA, SBS-TA or APP-TA	-82.5
SC-51.	Min. 22 ga., type B, Grade 33 steel or min. 2,500 psi structural concrete	Min. 1.5-inch ACFoam II or H-Shield	Min. 0.5-inch DensDeck Prime	Trufast #14 HD with Trufast 3" Metal Insulation Plates	1 per 1.3 ft²	None	BP-AA, SBS-AA	(Optional) BP-AA, SBS-AA	SBS-AA	-112.5
SC-52.	Min. 22 ga., type B, Grade 33 steel or min. 2,500 psi structural concrete	(Optional) One or more layers, any combination, loose laid	Min. 0.5-inch SECUROCK Gypsum-Fiber Roof Board	Trufast #12 DP (steel only) or #14 HD with Trufast 3" Metal Insulation Plates	1 per 1.0 ft²	None	BP-AA, SBS-AA, SBS-TA or APP-TA	(Optional) BP-AA, SBS-AA, SBS-TA or APP-TA	SBS-AA, SBS-TA or APP-TA	-135.0
SC-53.	Min. 22 ga., type B, Grade 33 steel or min. 2,500 psi structural concrete	Min. 1.5-inch ACFoam II or H-Shield	Min. 0.5-inch SECUROCK Gypsum-Fiber Roof Board	Trufast #14 HD with Trufast 3" Metal Insulation Plates	1 per 1.3 ft²	None	BP-AA, SBS-AA	(Optional) BP-AA, SBS-AA	SBS-AA	-157.5
SC-54.	Min. 22 ga., type B, Grade 33 steel or min. 2,500 psi structural concrete	Min. 1.5-inch ACFoam II or H-Shield	Min. 0.5-inch DensDeck Prime	Trufast #14 HD with Trufast 3" Metal Insulation Plates	1 per 1.0 ft²	None	BP-AA, SBS-AA	(Optional) BP-AA, SBS-AA	SBS-AA	-157.5
SC-55.	Min. 22 ga., type B, Grade 33 steel or min. 2,500 psi structural concrete	Min. 1.5-inch ACFoam II or H-Shield	Min. 0.5-inch SECUROCK Gypsum-Fiber Roof Board	Trufast #14 HD with Trufast 3" Metal Insulation Plates	1 per 1.0 ft²	None	BP-AA, SBS-AA	(Optional) BP-AA, SBS-AA	SBS-AA	-172.5
SPOT- OR STRIP-MOPPED SYSTEMS:										
SC-56.	Min. 22 ga., type B, Grade 33 steel or min. 2,500 psi structural concrete	(Optional) One or more layers, any combination, loose laid	Min. 2-inch ACFoam II or ENRGY 3	3.1.1	1 per 1.6 ft²	None	BP-AA2	(Optional) BP-AA, SBS-AA, SBS-TA or APP-TA	SBS-AA, SBS-TA or APP-TA	-37.5*
SC-57.	Min. 22 ga., type B, Grade 33 steel or min. 2,500 psi structural concrete	(Optional) One or more layers, any combination, loose laid	Min. 1-inch FescoBoard (homogeneous) or min. 1.5-inch FescoBoard (laminated)	3.1.1	1 per 1.6 ft²	None	BP-AA2	(Optional) BP-AA, SBS-AA, SBS-TA or APP-TA	SBS-AA, SBS-TA or APP-TA	-45.0*
SC-58.	Min. 22 ga., type B, Grade 33 steel or min. 2,500 psi structural concrete	(Optional) One or more layers, any combination, loose laid	Min. 0.5-inch Structodek HD with Primed Red Coating	3.1.1	1 per 2.0 ft²	None	BP-AA2	(Optional) BP-AA, SBS-AA, SBS-TA or APP-TA	SBS-AA, SBS-TA or APP-TA	-45.0*
SC-59.	Min. 22 ga., type B, Grade 33 steel or min. 2,500 psi structural concrete	(Optional) One or more layers, any combination, loose laid	Min. 1.5-inch ACFoam II	3.1.1	1 per 1.45 ft²	None	BP-AA3, 24-inch grid	(Optional) BP-AA or SBS-AA	SBS-AA	-52.5
SC-60.	Min. 22 ga., type B, Grade 33 steel or min. 2,500 psi structural concrete	(Optional) One or more layers, any combination, loose laid	Min. 1.5-inch ACFoam II	3.1.1	1 per 1.45 ft²	None	BP-AA3, 24-inch grid	BP-AA or SBS-AA	SBS-TA	-52.5

©NEMO. All rights reserved.

TABLE 10c: STEEL OR STRUCTURAL CONCRETE DECKS – NEW CONSTRUCTION, REROOF (TEAR-OFF), OR RECOVER
SYSTEM TYPE D-2: INSULATED, MECHANICALLY ATTACHED ANCHOR SHEET, BONDED ROOF COVER

System No.	Deck (4.1.2)	Insulation Layer(s) (3.1.2)		Anchor Sheet			Roof Cover (3.1.4)		MDP (psf)
		Type	Attach (3.1.3)	Type	Fastener (3.1.1, 4.2.2)	Spacing	Base	Cap	
Self-Adhering Systems:									
SC-61.	Min. 22 ga., type B, Grade 33 steel or min. 2,500 psi structural concrete	Min. 1.5-inch, one or more layers, any combination	Prelim. Attached	TopShield PRO SA Nailbase	3.1.1	9-inch o.c. at min. 2-inch lap and 18-inch o.c. in two (2), equally spaced, staggered center rows	(Optional) SBS-SA	SBS-SA	-45.0*
SC-62.	Min. 22 ga., type B, Grade 33 steel or min. 2,500 psi structural concrete	Min. 1.5-inch, one or more layers, any combination	Prelim. Attached	TopShield PRO SA Nailbase	3.1.1	12-inch o.c. at min. 2-inch lap and 12-inch o.c. in two (2), equally spaced, staggered center rows	(Optional) SBS-SA	SBS-SA	-52.5*
SC-63.	Min. 22 ga., type B, Grade 33 steel or min. 2,500 psi structural concrete	Min. 1.5-inch, one or more layers, any combination	Prelim. Attached	TopShield PRO SA Nailbase	3.1.1	12-inch o.c. at min. 4-inch lap and 12-inch o.c. in two (2), equally spaced, staggered center rows	(Optional) SBS-SA	SBS-SA	-60.0*
SC-64.	Min. 22 ga., type B, Grade 33 steel or min. 2,500 psi structural concrete	Min. 1.5-inch, one or more layers, any combination	Prelim. Attached	TopShield PRO SA Nailbase (laid parallel to deck flutes)	3.1.1	8-inch o.c. at min. 4-inch lap and 8-inch o.c. in two (2), equally spaced, staggered center rows, Tropical #410 Quick Dry at stress plates	(Optional) SBS-SA	SBS-SA	-82.5*
Conventional Systems:									
SC-65.	Min. 22 ga., type B, Grade 33 steel or min. 2,500 psi structural concrete	Min. 1.5-inch, one or more layers, any combination	Prelim. Attached	TopShield PRO Glass Base, All Weather/Empire Base Sheet, Flintlastic Base 20 or Flintglas MS Cap (inverted)	3.1.1	12-inch o.c. at 4-inch lap and 36-inch o.c. in two (2), equally spaced, staggered center rows	BP-AA, SBS-AA, SBS-TA or APP-TA	SBS-AA, SBS-TA or APP-TA	-30.0*
SC-66.	Min. 22 ga., type B, Grade 33 steel or min. 2,500 psi structural concrete	Min. 1.5-inch, one or more layers, any combination	Prelim. Attached	TopShield PRO Glass Base, All Weather/Empire Base Sheet, Flintlastic Base 20, or Flintglas MS Cap (inverted)	3.1.1	12-inch o.c. at 4-inch lap and 24-inch o.c. in two (2), equally spaced, staggered center rows	BP-AA, SBS-AA, SBS-TA or APP-TA	SBS-AA, SBS-TA or APP-TA	-45.0*
SC-67.	Min. 22 ga., type B, Grade 33 steel or min. 2,500 psi structural concrete	Min. 1.5-inch, one or more layers, any combination	Prelim. Attached	Flintlastic Poly SMS Base Sheet, Flintlastic Ultra Poly SMS Base Sheet	3.1.1	12-inch o.c. at 4-inch lap and 36-inch o.c. in two (2), equally spaced, staggered center rows	BP-AA, SBS-AA, SBS-TA or APP-TA	SBS-AA, SBS-TA or APP-TA	-45.0*
SC-68.	Min. 22 ga., type B, Grade 33 steel or min. 2,500 psi structural concrete	Min. 1.5-inch, one or more layers, any combination	Prelim. Attached	Flintlastic Poly SMS Base Sheet, Flintlastic Ultra Poly SMS Base Sheet	3.1.1	18-inch o.c. at 4-inch lap and 18-inch o.c. in one (1) staggered center row	BP-AA, SBS-AA, SBS-TA or APP-TA	SBS-AA, SBS-TA or APP-TA	-45.0*
SC-69.	Min. 22 ga., type B, Grade 33 steel or min. 2,500 psi structural concrete	Min. 1.5-inch, one or more layers, any combination	Prelim. Attached	Flintlastic Poly SMS Base Sheet, Flintlastic Ultra Poly SMS Base Sheet	Dekfast DF-#14-PH3 with PLT-R-2-4B	12-inch o.c. within the min. 4-inch wide, heat-welded side lap	SBS-AA, SBS-TA or APP-TA	SBS-AA, SBS-TA or APP-TA	-45.0*

©NEMO. All rights reserved.

TABLE 10C: STEEL OR STRUCTURAL CONCRETE DECKS – NEW CONSTRUCTION, REROOF (TEAR-OFF), OR RECOVER
SYSTEM TYPE D-2: INSULATED, MECHANICALLY ATTACHED ANCHOR SHEET, BONDED ROOF COVER

SYSTEM NO.	DECK (4.1.2)	INSULATION LAYER(S) (3.1.2)		ANCHOR SHEET			ROOF COVER (3.1.4)		MDP (PSF)
		TYPE	ATTACH (3.1.3)	TYPE	FASTENER (3.1.1, 4.2.2)	SPACING	BASE	CAP	
SC-70.	Min. 22 ga., type B, Grade 33 steel or min. 2,500 psi structural concrete	Min. 1.5-inch, one or more layers, any combination	Prelim. Attached	TopShield PRO Glass Base, Flintlastic Base 20, All Weather/Empire Base Sheet, Flintlastic Poly SMS Base Sheet, or Flintglas MS Cap (inverted)	3.1.1	12-inch o.c. at 3-inch lap and 12-inch o.c. in two (2), equally spaced, staggered center rows	BP-AA, SBS-AA, SBS-TA or APP-TA	SBS-AA, SBS-TA or APP-TA	-52.5
SC-71.	Min. 22 ga., type B, 40 ksi steel or min. 2,500 psi structural concrete	Min. 2-inch, one or more layers, any combination	Prelim. Attached	Flintlastic Ultra Poly SMS Base Sheet	Trufast #15 EHD (steel only) or Trufast #14 HD (concrete only) with Trufast 2" Barbed Metal Seam Plate	12-inch o.c. within the min. 4-inch wide, heat-welded side lap	(Optional) SBS-TA or APP-TA	SBS-TA or APP-TA	-52.5
SC-72.	Min. 22 ga., type B, Grade 80 steel or min. 2,500 psi structural concrete	Min. 1.5-inch, one or more layers, any combination	Prelim. Attached	Flintlastic Ultra Poly SMS Base Sheet	Trufast #15 EHD (steel only) or Trufast #14 HD (concrete only) with Trufast 2.4" Barbed Metal Seam Plate	12-inch o.c. within the min. 4-inch wide, heat-welded side lap	(Optional) SBS-TA or APP-TA	SBS-TA or APP-TA	-60.0
SC-73.	Min. 22 ga., type B, 40 ksi steel or min. 2,500 psi structural concrete	Min. 2-inch, one or more layers, any combination	Prelim. Attached	Flintlastic Ultra Poly SMS Base Sheet	Trufast #15 EHD (steel only) or Trufast #14 HD (concrete only) with Trufast 2.4" Scoop Seam Plate	12-inch o.c. within the min. 4-inch wide, heat-welded side lap	(Optional) SBS-TA or APP-TA	SBS-TA or APP-TA	-67.5
SC-74.	Min. 22 ga., type B, Grade 33 steel or min. 2,500 psi structural concrete	Min. 1.5-inch, one or more layers, any combination	Prelim. Attached	TopShield PRO Glass Base or Flintglas MS Cap (inverted)	OMG #14 HD with OMG Flat Bottom Plates (AccuTrac)	6-inch o.c. at 4-inch lap and 6-inch o.c. in two (2), equally spaced, staggered center rows	BP-AA, SBS-AA, SBS-TA or APP-TA	SBS-AA, SBS-TA or APP-TA	-67.5
SC-75.	Min. 22 ga., type B, Grade 33 steel or min. 2,500 psi structural concrete	Min. 1.5-inch, one or more layers, any combination	Prelim. Attached	Flintlastic Base 20 or Flintglas MS Cap (inverted)	3.1.1	6-inch o.c. at 4-inch lap and 6-inch o.c. in two (2), equally spaced, staggered center rows	BP-AA, SBS-AA, SBS-TA or APP-TA	SBS-AA, SBS-TA or APP-TA	-67.5
SC-76.	Min. 22 ga., type B, Grade 33 steel or min. 2,500 psi structural concrete	Min. 1.5-inch, one or more layers, any combination	Prelim. Attach	TopShield PRO Glass Base, Flintlastic Base 20, All Weather/Empire Base Sheet, Flintlastic Poly SMS Base Sheet, Flintlastic Ultra Poly SMS Base Sheet, or Flintglas MS Cap (inverted)	Trufast #14 HD with Trufast 3" Metal Insulation Plate	6-inch o.c. at 4-inch lap and 6-inch o.c. at three (3) equally spaced, staggered center rows	(Optional) BP-AA, SBS-AA, or SBS-TA	SBS-AA	-97.5

©NEMO. All rights reserved.

TABLE 10C: STEEL OR STRUCTURAL CONCRETE DECKS – NEW CONSTRUCTION, REROOF (TEAR-OFF), OR RECOVER
SYSTEM TYPE D-2: INSULATED, MECHANICALLY ATTACHED ANCHOR SHEET, BONDED ROOF COVER

SYSTEM NO.	DECK (4.1.2)	INSULATION LAYER(S) (3.1.2)		ANCHOR SHEET			ROOF COVER (3.1.4)		MDP (PSF)
		TYPE	ATTACH (3.1.3)	TYPE	FASTENER (3.1.1, 4.2.2)	SPACING	BASE	CAP	
SC-77.	Min. 22 ga., type B, 40 ksi steel or min. 2,500 psi structural concrete	Min. 2-inch, one or more layers, any combination	Prelim. Attached	Flintlastic Ultra Poly SMS Base Sheet	Trufast #15 EHD (steel only) or Trufast #14 HD (concrete only) with Trufast 2.4" Scoop Seam Plate	6-inch o.c. within the min. 4-inch wide, heat-welded side lap	(Optional) SBS-TA or APP-TA	SBS-TA or APP-TA	-112.5
SC-78.	Min. 22 ga., type B, Grade 80 steel or min. 2,500 psi structural concrete	Min. 1.5-inch, one or more layers, any combination	Prelim. Attached	Flintlastic Poly SMS Base Sheet, Flintlastic Ultra Poly SMS Base Sheet	3.1.1	12-inch o.c. at 4-inch lap and 12-inch o.c. in two (2), equally spaced, staggered center rows	SBS-TA or APP-TA	APP-TA	-112.5
SC-79.	Min. 22 ga., type B, Grade 80 steel or min. 2,500 psi structural concrete	Min. 1.5-inch, one or more layers, any combination	Prelim. Attached	Flintlastic Poly SMS Base Sheet, Flintlastic Ultra Poly SMS Base Sheet	3.1.1	12-inch o.c. at 4-inch lap and 12-inch o.c. in two (2), equally spaced, staggered center rows	SBS-AA	SBS-AA	-120.0
SC-80.	Min. 22 ga., type B, 40 ksi steel or min. 2,500 psi structural concrete	Min. 2-inch, one or more layers, any combination	Prelim. Attached	Flintlastic Ultra Poly SMS Base Sheet	Trufast #15 EHD (steel only) or Trufast #14 HD (concrete only) with Trufast 2.4" Scoop Seam Plate	6-inch o.c. within the min. 4-inch wide, heat-welded side laps and 6-inch o.c. in one (1) center row, stripped-in with 6-inch side strips of torch-applied Flintlastic Poly SMS Base Sheet or Flintlastic Ultra Poly SMS Base Sheet.	(Optional) SBS-TA or APP-TA	SBS-TA or APP-TA	-165.0

TABLE 11A: STRUCTURAL CONCRETE DECKS – NEW CONSTRUCTION OR REROOF (TEAR-OFF)
SYSTEM TYPE A-1: BONDED INSULATION, BONDED ROOF COVER
REFER TO TABLE VB-3 FOR VAPOR BARRIER OPTIONS

SYSTEM NO.	DECK (4.1.2)	PRIMER	BASE INSULATION LAYER		TOP INSULATION LAYER		PRIMER	ROOF COVER (3.1.4)			MDP (PSF)
			TYPE	ATTACH (3.1.3)	TYPE	ATTACH (3.1.3)		BASE	PLY	CAP	
SELF-ADHERING SYSTEMS:											
C-1.	Structural concrete	Tropical #410 Quick Dry	Min. 1.5-inch ACFoam II, ENRGY 3 or H-Shield	Hot asphalt	Min. 0.25-inch SECUROCK Gypsum-Fiber Roof Board	Hot asphalt	None	SBS-SA	(Optional) SBS-SA	SBS-SA	-172.5
C-2.	Structural concrete	Tropical #410 Quick Dry	Min. 1.5-inch ACFoam II, ENRGY 3 or Multi-Max FA3	Hot asphalt	Min. 0.25-inch DensDeck	Hot asphalt	Tropical #410 Quick Dry	SBS-SA	(Optional) SBS-SA	SBS-SA	-192.5
C-3.	Structural concrete	None	(Optional) Min. 1.5-inch ACFoam II or H-Shield	M-OSFA or M-PG-1	Min. 0.5-inch ACFoam-HD CoverBoard or H-Shield HD	M-OSFA or M-PG-1	Tropical #410 Quick Dry	SBS-SA	(Optional) SBS-SA	SBS-SA	-97.5
C-4.	Structural concrete	None	(Optional) Min. 1.5-inch ACFoam II or H-Shield	M-OSFA or M-PG-1	Min. 2-inch H-Shield HD Composite CG	M-OSFA or M-PG-1	None	SBS-SA	(Optional) SBS-SA	SBS-SA	-142.5

©NEMO. All rights reserved.

TABLE 11A: STRUCTURAL CONCRETE DECKS – NEW CONSTRUCTION OR REROOF (TEAR-OFF)
SYSTEM TYPE A-1: BONDED INSULATION, BONDED ROOF COVER
REFER TO TABLE VB-3 FOR VAPOR BARRIER OPTIONS

SYSTEM NO.	DECK (4.1.2)	PRIMER	BASE INSULATION LAYER		TOP INSULATION LAYER		PRIMER	ROOF COVER (3.1.4)			MDP (PSF)
			TYPE	ATTACH (3.1.3)	TYPE	ATTACH (3.1.3)		BASE	PLY	CAP	
C-5.	Structural concrete	None	Min. 1.5-inch ACFoam II, ENRGY 3 or H-Shield	M-OSFA or M-PG-1	Min. 0.25-inch SECUROCK Gypsum-Fiber Roof Board	M-OSFA or M-PG-1	None	SBS-SA	(Optional) SBS-SA	SBS-SA	-172.5
C-6.	Structural concrete	None	Min. 1.5-inch ACFoam II, ENRGY 3 or Multi-Max FA3	M-OSFA or M-PG-1	Min. 0.25-inch DensDeck	M-OSFA or M-PG-1	Tropical #410 Quick Dry	SBS-SA	(Optional) SBS-SA	SBS-SA	-192.5
C-7.	Structural concrete	None	(Optional) Min. 1.5-inch ACFoam II or H-Shield	M-OSFA or M-PG-1, 6-inch o.c.	Min. 0.25-inch SECUROCK Gypsum-Fiber Roof Board	M-OSFA or M-PG-1, 6-inch o.c.	Tropical #410 Quick Dry	SBS-SA	(Optional) SBS-SA	SBS-SA	-315.0
C-8.	Structural concrete	None	(Optional) Min. 1.5-inch ACFoam II or H-Shield	M-OSFA or M-PG-1, 6-inch o.c.	Min. 0.5-inch ACFoam-HD CoverBoard or H-Shield HD	M-OSFA or M-PG-1, 6-inch o.c.	Tropical #410 Quick Dry	SBS-SA	(Optional) SBS-SA	SBS-SA	-315.0
C-9.	Structural concrete	None	(Optional) Min. 1.5-inch ACFoam II or H-Shield	M-OSFA or M-PG-1, 6-inch o.c.	Min. 2-inch H-Shield HD Composite CG	M-OSFA or M-PG-1, 6-inch o.c.	None	SBS-SA	(Optional) SBS-SA	SBS-SA	-342.5
C-10.	Structural concrete	None	(Optional) Min. 1.5-inch ACFoam II or H-Shield	M-PG1-EF-ECO	Min. 0.5-inch H-Shield HD	M-PG1-EF-ECO	Tropical #410 Quick Dry	SBS-SA	(Optional) SBS-SA	SBS-SA	-97.5
C-11.	Structural concrete	None	(Optional) Min. 1.5-inch ACFoam II or H-Shield	M-PG1-EF-ECO	Min. 2-inch H-Shield HD Composite CG	M-PG1-EF-ECO	None	SBS-SA	(Optional) SBS-SA	SBS-SA	-142.5
C-12.	Structural concrete	None	Min. 1.5-inch ACFoam II, ENRGY 3 or H-Shield	M-PG1-EF-ECO	Min. 0.25-inch SECUROCK Gypsum-Fiber Roof Board	M-PG1-EF-ECO	None	SBS-SA	(Optional) SBS-SA	SBS-SA	-172.5
C-13.	Structural concrete	Tropical #410 Quick Dry	Min. 1.5-inch ACFoam II or ENRGY 3	OB500	Min. 0.25-inch DensDeck	OB500	Tropical #410 Quick Dry	SBS-SA	(Optional) SBS-SA	SBS-SA	-120.0
C-14.	Structural concrete	None	Min. 1.5-inch ACFoam II or ENRGY 3	OB500	Min. 0.25-inch DensDeck	OB500	Tropical #410 Quick Dry	SBS-SA	(Optional) SBS-SA	SBS-SA	-150.0
C-15.	Structural concrete	None	Min. 1.5-inch ACFoam II, ENRGY 3 or H-Shield	OB500	Min. 0.25-inch SECUROCK Gypsum-Fiber Roof Board	OB500	None	SBS-SA	(Optional) SBS-SA	SBS-SA	-172.5
C-16.	Structural concrete	None	Min. 1-inch ENRGY 3, H-Shield or H-Shield CG or min. 1.5-inch Multi-Max FA3 or Ultra-Max	Polyset BM or Polyset CRA	Min. 0.25-inch SECUROCK Gypsum-Fiber Roof Board	Polyset BM or Polyset CRA	None	SBS-SA	(Optional) SBS-SA	SBS-SA	-172.5

©NEMO. All rights reserved.

TABLE 11A: STRUCTURAL CONCRETE DECKS – NEW CONSTRUCTION OR REROOF (TEAR-OFF)
SYSTEM TYPE A-1: BONDED INSULATION, BONDED ROOF COVER
REFER TO TABLE VB-3 FOR VAPOR BARRIER OPTIONS

SYSTEM NO.	DECK (4.1.2)	PRIMER	BASE INSULATION LAYER		TOP INSULATION LAYER		PRIMER	ROOF COVER (3.1.4)			MDP (PSF)
			TYPE	ATTACH (3.1.3)	TYPE	ATTACH (3.1.3)		BASE	PLY	CAP	
C-17.	Structural concrete	None	Min. 1-inch ENRGY 3, H-Shield or H-Shield CG or min. 1.5-inch Multi-Max FA3 or Ultra-Max	Polyset BM or Polyset CRA	Min. 0.25-inch DensDeck	Polyset BM or Polyset CRA	Tropical #410 Quick Dry	SBS-SA	(Optional) SBS-SA	SBS-SA	-192.5
HYBRID SYSTEMS:											
C-18.	Structural concrete	Tropical #410 Quick Dry	Min. 1.5-inch ACFoam II or H-Shield	Hot asphalt	(Optional) Additional layer(s) base insulation	Hot asphalt	None	Flintlastic Ultra Glass SA	(Optional) SBS-AA, SBS-TA or APP-TA	SBS-AA, SBS-TA or APP-TA	-322.5
C-19.	Structural concrete	Tropical #410 Quick Dry	Min. 1.5-inch ACFoam II or H-Shield	Hot asphalt	(Optional) Additional layer(s) base insulation	Hot asphalt	None	Black Diamond Base Sheet	(Optional) SBS-AA, SBS-TA or APP-TA	SBS-AA, SBS-TA or APP-TA	-375.0
C-20.	Structural concrete	None	(Optional) Min. 1.5-inch ACFoam II or H-Shield	M-OSFA or M-PG-1	Min. 0.5-inch ACFoam-HD CoverBoard or H-Shield HD	M-OSFA or M-PG-1	None	SBS-SA-H	(Optional) SBS-AA, SBS-TA or APP-TA	SBS-AA, SBS-TA or APP-TA	-97.5
C-21.	Structural concrete	None	(Optional) Min. 1.5-inch ACFoam II or H-Shield	M-OSFA or M-PG-1	Min. 2-inch H-Shield HD Composite CG	M-OSFA or M-PG-1	None	SBS-SA-H	(Optional) SBS-AA, SBS-TA or APP-TA	SBS-AA, SBS-TA or APP-TA	-142.5
C-22.	Structural concrete	None	Min. 1.5-inch ACFoam II or H-Shield	M-OSFA	(Optional) Additional layer(s) base insulation	M-OSFA	None	SBS-SA-H	(Optional) SBS-AA, SBS-TA or APP-TA	SBS-AA, SBS-TA or APP-TA	-232.5
C-23.	Structural concrete	None	Min. 1.5-inch ACFoam II or H-Shield	M-OSFA	Min. 0.25-inch SECUROCK Gypsum-Fiber Roof Board	M-OSFA	None	SBS-SA-H	(Optional) SBS-AA, SBS-TA or APP-TA	SBS-AA, SBS-TA or APP-TA	-217.5
C-24.	Structural concrete	None	Min. 1-inch Styrofoam Brand Roofmate	M-OSFA or M-PG-1	Min. 0.25-inch SECUROCK Gypsum-Fiber Roof Board	M-OSFA or M-PG-1	None	SBS-SA-H	(Optional) SBS-AA, SBS-TA or APP-TA	SBS-AA, SBS-TA or APP-TA	-210.0
C-25.	Structural concrete	None	Min. 0.25-inch SECUROCK Gypsum-Fiber Roof Board	M-OSFA	None	N/A	None	SBS-SA-H	(Optional) SBS-AA, SBS-TA or APP-TA	SBS-AA, SBS-TA or APP-TA	-195.0
C-26.	Structural concrete	None	Min. 1.5-inch ACFoam II or H-Shield	M-PG-1	(Optional) Additional layer(s) base insulation	M-PG-1	None	SBS-SA-H	(Optional) SBS-AA, SBS-TA or APP-TA	SBS-AA, SBS-TA or APP-TA	-270.0
C-27.	Structural concrete	None	Min. 1.5-inch ACFoam II or H-Shield	M-PG-1	Min. 0.25-inch SECUROCK Gypsum-Fiber Roof Board	M-PG-1	None	SBS-SA-H	(Optional) SBS-AA, SBS-TA or APP-TA	SBS-AA, SBS-TA or APP-TA	-217.5
C-28.	Structural concrete	None	Min. 0.25-inch SECUROCK Gypsum-Fiber Roof Board	M-PG-1	None	N/A	None	SBS-SA-H	(Optional) SBS-AA, SBS-TA or APP-TA	SBS-AA, SBS-TA or APP-TA	-195.0

©NEMO. All rights reserved.

TABLE 11A: STRUCTURAL CONCRETE DECKS – NEW CONSTRUCTION OR REROOF (TEAR-OFF)
SYSTEM TYPE A-1: BONDED INSULATION, BONDED ROOF COVER
REFER TO TABLE VB-3 FOR VAPOR BARRIER OPTIONS

SYSTEM NO.	DECK (4.1.2)	PRIMER	BASE INSULATION LAYER		TOP INSULATION LAYER		PRIMER	ROOF COVER (3.1.4)			MDP (PSF)
			TYPE	ATTACH (3.1.3)	TYPE	ATTACH (3.1.3)		BASE	PLY	CAP	
C-29.	Structural concrete	None	(Optional) Min. 1.5-inch ACFoam II or H-Shield	M-OSFA or M-PG-1, 6-inch o.c.	Min. 0.25-inch DensDeck Prime or SECUROCK Gypsum-Fiber Roof Board or min. 0.5-inch ACFoam-HD CoverBoard or H-Shield HD	M-OSFA or M-PG-1, 6-inch o.c.	None	SBS-SA-H	(Optional) SBS-AA, SBS-TA or APP-TA	SBS-AA, SBS-TA or APP-TA	-315.0
C-30.	Structural concrete	None	(Optional) Min. 1.5-inch ACFoam II or H-Shield	M-OSFA or M-PG-1, 6-inch o.c.	Min. 2-inch H-Shield HD Composite CG	M-OSFA or M-PG-1, 6-inch o.c.	None	SBS-SA-H	(Optional) SBS-AA, SBS-TA or APP-TA	SBS-AA, SBS-TA or APP-TA	-342.5
C-31.	Structural concrete	None	(Optional) Min. 1.5-inch ACFoam II or H-Shield	M-PG1-EF-ECO	Min. 0.5-inch H-Shield HD	M-PG1-EF-ECO	None	SBS-SA-H	(Optional) SBS-AA, SBS-TA or APP-TA	SBS-AA, SBS-TA or APP-TA	-97.5
C-32.	Structural concrete	None	(Optional) Min. 1.5-inch ACFoam II or H-Shield	M-PG1-EF-ECO	Min. 2-inch H-Shield HD Composite CG	M-PG1-EF-ECO	None	SBS-SA-H	(Optional) SBS-AA, SBS-TA or APP-TA	SBS-AA, SBS-TA or APP-TA	-142.5
C-33.	Structural concrete	None	Min. 0.25-inch SECUROCK Gypsum-Fiber Roof Board	M-PG1-EF-ECO	None	N/A	None	SBS-SA-H	(Optional) SBS-AA, SBS-TA or APP-TA	SBS-AA, SBS-TA or APP-TA	-195.0
C-34.	Structural concrete	None	Min. 1.5-inch ACFoam II or H-Shield	M-PG1-EF-ECO	Min. 0.25-inch SECUROCK Gypsum-Fiber Roof Board	M-PG1-EF-ECO	None	SBS-SA-H	(Optional) SBS-AA, SBS-TA or APP-TA	SBS-AA, SBS-TA or APP-TA	-217.5
C-35.	Structural concrete	None	Min. 1.5-inch ACFoam II or H-Shield	M-PG1-EF-ECO	(Optional) Additional layer(s) base insulation	M-PG1-EF-ECO	None	SBS-SA-H	(Optional) SBS-AA, SBS-TA or APP-TA	SBS-AA, SBS-TA or APP-TA	-247.5
C-36.	Structural concrete	None	Min. 1.5-inch ACFoam II or H-Shield	OB500	(Optional) Additional layer(s) base insulation	OB500	None	SBS-SA-H	(Optional) SBS-AA, SBS-TA or APP-TA	SBS-AA, SBS-TA or APP-TA	-135.0
C-37.	Structural concrete	None	Min. 1.5-inch ACFoam II or H-Shield	OB500	Min. 0.25-inch SECUROCK Gypsum-Fiber Roof Board	OB500	None	SBS-SA-H	(Optional) SBS-AA, SBS-TA or APP-TA	SBS-AA, SBS-TA or APP-TA	-217.5
C-38.	Structural concrete	None	Min. 0.25-inch SECUROCK Gypsum-Fiber Roof Board	OB500	None	N/A	None	SBS-SA-H	(Optional) SBS-AA, SBS-TA or APP-TA	SBS-AA, SBS-TA or APP-TA	-195.0
C-39.	Structural concrete	None	Min. 1.5-inch ACFoam II or H-Shield	Polyset BM or Polyset CRA	(Optional) Additional layer(s) base insulation	Polyset BM or Polyset CRA	None	SBS-SA-H	(Optional) SBS-AA, SBS-TA or APP-TA	SBS-AA, SBS-TA or APP-TA	-270.0
C-40.	Structural concrete	None	Min. 1.5-inch ACFoam II or H-Shield	Polyset BM or Polyset CRA	Min. 0.25-inch SECUROCK Gypsum-Fiber Roof Board	Polyset BM or Polyset CRA	None	SBS-SA-H	(Optional) SBS-AA, SBS-TA or APP-TA	SBS-AA, SBS-TA or APP-TA	-217.5
C-41.	Structural concrete	None	Min. 1.5-inch, min. 1.5 pcf Insulfoam II Roofing EPS	Polyset CRA	Min. 0.25-inch SECUROCK Gypsum-Fiber Roof Board	Polyset CRA	None	SBS-SA-H	(Optional) SBS-AA, SBS-TA or APP-TA	SBS-AA, SBS-TA or APP-TA	-180.0

©NEMO. All rights reserved.

TABLE 11A: STRUCTURAL CONCRETE DECKS – NEW CONSTRUCTION OR REROOF (TEAR-OFF)
SYSTEM TYPE A-1: BONDED INSULATION, BONDED ROOF COVER
REFER TO TABLE VB-3 FOR VAPOR BARRIER OPTIONS

SYSTEM NO.	DECK (4.1.2)	PRIMER	BASE INSULATION LAYER		TOP INSULATION LAYER		PRIMER	ROOF COVER (3.1.4)			MDP (PSF)
			TYPE	ATTACH (3.1.3)	TYPE	ATTACH (3.1.3)		BASE	PLY	CAP	
C-42.	Structural concrete	None	Min. 1.5-inch, min. 2.0 pcf Insulfoam IX Roofing EPS	Polyset CRA	Min. 0.25-inch SECUROCK Gypsum-Fiber Roof Board	Polyset CRA	None	SBS-SA-H	(Optional) SBS-AA, SBS-TA or APP-TA	SBS-AA, SBS-TA or APP-TA	-217.5
C-43.	Structural concrete	None	Min. 1.5-inch Styrofoam Brand Roofmate	Polyset CRA	Min. 0.25-inch SECUROCK Gypsum-Fiber Roof Board	Polyset CRA	None	SBS-SA-H	(Optional) SBS-AA, SBS-TA or APP-TA	SBS-AA, SBS-TA or APP-TA	-217.5
C-44.	Structural concrete	None	Min. 0.25-inch SECUROCK Gypsum-Fiber Roof Board	Polyset BM or Polyset CRA	None	N/A	None	SBS-SA-H	(Optional) SBS-AA, SBS-TA or APP-TA	SBS-AA, SBS-TA or APP-TA	-195.0
CONVENTIONAL SYSTEMS:											
C-45.	Structural concrete	Tropical #410 Quick Dry	Min. 1.5-inch ACFoam II	Hot asphalt	Min. 0.25-inch DensDeck, DensDeck Prime	Hot asphalt	None	SBS-TA	(Optional) SBS-TA	SBS-TA	-180.0
C-46.	Structural concrete	Tropical #410 Quick Dry	(Optional) Min. 1.5-inch ACFoam II	Hot asphalt	Min. 0.25-inch SECUROCK Gypsum-Fiber Roof Board	Hot asphalt	None	BP-AA, SBS-AA, SBS-TA or APP-TA	(Optional) BP-AA, SBS-AA, SBS-TA or APP-TA	SBS-AA, SBS-TA or APP-TA	-180.0
C-47.	Structural concrete	Tropical #410 Quick Dry	(Optional) Min. 2-inch ACFoam II, ENRGY 3 or H-Shield	Hot asphalt	Min. 0.25-inch SECUROCK Gypsum-Fiber Roof Board	Hot asphalt	None	BP-AA or SBS-AA	(Optional) BP-AA, SBS-AA, SBS-TA or APP-TA	SBS-AA, SBS-TA or APP-TA	-225.0
C-48.	Structural concrete	Tropical #410 Quick Dry	(Optional) Min. 1.5-inch ACFoam II or H-Shield	Hot asphalt	Min. 0.25-inch SECUROCK Gypsum-Fiber Roof Board	Hot asphalt	None	APP-TA	(Optional) APP-TA	APP-TA	-252.5
C-49.	Structural concrete	Tropical #410 Quick Dry	Min. 1.5-inch ACFoam II, ENRGY 3 or H-Shield	Hot asphalt	Min. 0.5-inch Structodek High Density Fiberboard	Hot asphalt	None	BP-AA or SBS-AA	(Optional) BP-AA, SBS-AA, SBS-TA or APP-TA	SBS-AA, SBS-TA or APP-TA	-227.0
C-50.	Structural concrete	Tropical #410 Quick Dry	(Optional) Min. 2-inch ACFoam II, ENRGY 3 or H-Shield	Hot asphalt	Min. 0.25-inch SECUROCK Gypsum-Fiber Roof Board	Hot asphalt	None	SBS-TA or APP-TA	(Optional) SBS-TA or APP-TA	SBS-TA or APP-TA	-232.5
C-51.	Structural concrete	Tropical #410 Quick Dry	Min. 1.5-inch ACFoam II, ENRGY 3 or H-Shield	Hot asphalt	Min. 0.25-inch DensDeck	Hot asphalt	None	BP-AA or SBS-AA	(Optional) BP-AA, SBS-AA, SBS-TA or APP-TA	SBS-AA, SBS-TA or APP-TA	-240.0
C-52.	Structural concrete	Tropical #410 Quick Dry	Min. 1.5-inch ACFoam II	Hot asphalt	Min. 0.75-inch FescoBoard (homogeneous)	Hot asphalt	None	BP-AA or SBS-AA	(Optional) BP-AA, SBS-AA, SBS-TA or APP-TA	SBS-AA, SBS-TA or APP-TA	-412.0
C-53.	Structural concrete	Tropical #410 Quick Dry	Min. 1.5-inch ACFoam II	Hot asphalt	Min. 0.5-inch DuraBoard (homogeneous)	Hot asphalt	None	BP-AA or SBS-AA	(Optional) BP-AA, SBS-AA, SBS-TA or APP-TA	SBS-AA, SBS-TA or APP-TA	-430.0
C-54.	Structural concrete	Tropical #410 Quick Dry	0.5-inch Structodek High Density Fiberboard or min. 0.75-inch FescoBoard (homogeneous)	Hot asphalt	None	N/A	None	BP-AA	(Optional) BP-AA or SBS-AA	SBS-AA	-437.5

©NEMO. All rights reserved.

TABLE 11A: STRUCTURAL CONCRETE DECKS – NEW CONSTRUCTION OR REROOF (TEAR-OFF)
SYSTEM TYPE A-1: BONDED INSULATION, BONDED ROOF COVER
REFER TO TABLE VB-3 FOR VAPOR BARRIER OPTIONS

SYSTEM NO.	DECK (4.1.2)	PRIMER	BASE INSULATION LAYER		TOP INSULATION LAYER		PRIMER	ROOF COVER (3.1.4)			MDP (PSF)
			TYPE	ATTACH (3.1.3)	TYPE	ATTACH (3.1.3)		BASE	PLY	CAP	
C-55.	Structural concrete	Tropical #410 Quick Dry	0.25-inch DensDeck, DensDeck Prime or SECUROCK Gypsum-Fiber Roof Board	Hot asphalt	None	N/A	None	SBS-TA	(Optional) SBS-AA or SBS-TA	SBS-AA	-302.5
C-56.	Structural concrete	Tropical #410 Quick Dry	0.25-inch DensDeck, DensDeck Prime or SECUROCK Gypsum-Fiber Roof Board	Hot asphalt	None	N/A	None	BP-AA	(Optional) BP-AA or SBS-AA	SBS-AA	-537.5
C-57.	Structural concrete	None	Min. 1.5-inch ACFoam II, ENRGY 3 or H-Shield	M-OSFA	Min. 0.5-inch Structodek High Density Fiberboard	M-OSFA	None	BP-AA or SBS-AA	(Optional) BP-AA, SBS-AA, SBS-TA or APP-TA	SBS-AA, SBS-TA or APP-TA	-127.5
C-58.	Structural concrete	None	Min. 1.5-inch ACFoam II, ENRGY 3 or H-Shield	M-PG-1	Min. 0.5-inch Structodek High Density Fiberboard	M-PG-1	None	BP-AA or SBS-AA	(Optional) BP-AA, SBS-AA, SBS-TA or APP-TA	SBS-AA, SBS-TA or APP-TA	-180.0
C-59.	Structural concrete	None	Min. 1.5-inch ACFoam II, ENRGY 3 or H-Shield	M-OSFA	Min. 0.25-inch DensDeck	M-OSFA	None	BP-AA or SBS-AA	(Optional) BP-AA, SBS-AA, SBS-TA or APP-TA	SBS-AA, SBS-TA or APP-TA	-232.5
C-60.	Structural concrete	None	Min. 1.5-inch ACFoam II, ENRGY 3 or H-Shield	M-PG-1	Min. 0.25-inch DensDeck	M-PG-1	None	BP-AA or SBS-AA	(Optional) BP-AA, SBS-AA, SBS-TA or APP-TA	SBS-AA, SBS-TA or APP-TA	-240.0
C-61.	Structural concrete	None	Min. 1.5-inch ACFoam II or H-Shield	M-PG-1	Min. 0.25-inch DensDeck Prime	M-PG-1	None	BP-AA, SBS-AA	(Optional) BP-AA, SBS-AA or SBS-TA	SBS-AA	-297.5
C-62.	Structural concrete	None	Min. 2-inch ACFoam II, ENRGY 3 or H-Shield	M-OSFA or M-PG-1	Min. 0.25-inch SECUROCK Gypsum-Fiber Roof Board	M-OSFA or M-PG-1	None	BP-AA or SBS-AA	(Optional) BP-AA, SBS-AA, SBS-TA or APP-TA	SBS-AA, SBS-TA or APP-TA	-225.0
C-63.	Structural concrete	None	Min. 2-inch ACFoam II, ENRGY 3 or H-Shield	M-OSFA or M-PG-1	Min. 0.25-inch SECUROCK Gypsum-Fiber Roof Board	M-OSFA or M-PG-1	None	SBS-TA or APP-TA	(Optional) SBS-TA or APP-TA	SBS-TA or APP-TA	-232.5
C-64.	Structural concrete	None	Min. 1.5-inch ACFoam II or H-Shield	M-OSFA or M-PG-1	Min. 0.25-inch SECUROCK Gypsum-Fiber Roof Board	M-OSFA or M-PG-1	None	APP-TA	(Optional) APP-TA	APP-TA	-252.5
C-65.	Structural concrete	None	Min. 1.5-inch ACFoam II or H-Shield	M-OSFA or M-PG-1	Min. 0.25-inch SECUROCK Gypsum-Fiber Roof Board	M-OSFA or M-PG-1	None	BP-AA, SBS-AA or SBS-TA	(Optional) BP-AA, SBS-AA or SBS-TA	SBS-AA	-297.5
C-66.	Structural concrete	None	0.5-inch Structodek High Density Fiberboard	M-PG-1	None	N/A	None	BP-AA, SBS-AA	(Optional) BP-AA, SBS-AA, SBS-TA or APP-TA	SBS-AA, SBS-TA or APP-TA	-195.0

©NEMO. All rights reserved.

TABLE 11A: STRUCTURAL CONCRETE DECKS – NEW CONSTRUCTION OR REROOF (TEAR-OFF)
SYSTEM TYPE A-1: BONDED INSULATION, BONDED ROOF COVER
REFER TO TABLE VB-3 FOR VAPOR BARRIER OPTIONS

SYSTEM NO.	DECK (4.1.2)	PRIMER	BASE INSULATION LAYER		TOP INSULATION LAYER		PRIMER	ROOF COVER (3.1.4)			MDP (PSF)
			TYPE	ATTACH (3.1.3)	TYPE	ATTACH (3.1.3)		BASE	PLY	CAP	
C-67.	Structural concrete	None	Min. 0.25-inch DensDeck Prime or SECUROCK Gypsum-Fiber Roof Board	M-PG-1	None	N/A	None	BP-AA, SBS-AA, SBS-TA or APP-TA	(Optional) BP-AA, SBS-AA, SBS-TA or APP-TA	SBS-AA, SBS-TA or APP-TA	-195.0
C-68.	Structural concrete	None	(Optional) Min. 1.5-inch ACFoam II or H-Shield	M-OSFA or M-PG-1, 6-inch o.c.	Min. 0.25-inch DensDeck Prime or SECUROCK Gypsum-Fiber Roof Board	M-OSFA or M-PG-1, 6-inch o.c.	None	SBS-AA or SBS-TA	(Optional) SBS-AA or SBS-TA	SBS-AA	-315.0
C-69.	Structural concrete	None	(Optional) Min. 1.5-inch ACFoam II or H-Shield	M-OSFA or M-PG-1, 6-inch o.c.	Min. 0.25-inch DensDeck Prime or SECUROCK Gypsum-Fiber Roof Board	M-OSFA or M-PG-1, 6-inch o.c.	None	TopShield PRO APP-S	(Optional) APP-TA	APP-TA	-315.0
C-70.	Structural concrete	None	Min. 0.25-inch DensDeck Prime or SECUROCK Gypsum-Fiber Roof Board	M-PG1-EF-ECO	None	N/A	None	BP-AA, SBS-AA, SBS-TA or APP-TA	(Optional) BP-AA, SBS-AA, SBS-TA or APP-TA	SBS-AA, SBS-TA or APP-TA	-195.0
C-71.	Structural concrete	None	Min. 1.5-inch ACFoam II or H-Shield	M-PG1-EF-ECO	Min. 0.25-inch DensDeck Prime	M-PG1-EF-ECO	None	BP-AA, SBS-AA	(Optional) BP-AA, SBS-AA or SBS-TA	SBS-AA	-247.5
C-72.	Structural concrete	None	Min. 1.5-inch ACFoam II or H-Shield	M-PG1-EF-ECO	Min. 0.25-inch SECUROCK Gypsum-Fiber Roof Board	M-PG1-EF-ECO	None	BP-AA, SBS-AA, SBS-TA or APP-TA	(Optional) BP-AA, SBS-AA, SBS-TA or APP-TA	SBS-AA, SBS-TA or APP-TA	-247.5
C-73.	Structural concrete	None	Min. 1.5-inch ACFoam II, ENRGY 3 or H-Shield	OB500	Min. 0.5-inch Structodek High Density Fiberboard	OB500	None	BP-AA or SBS-AA	(Optional) BP-AA, SBS-AA, SBS-TA or APP-TA	SBS-AA, SBS-TA or APP-TA	-120.0
C-74.	Structural concrete	None	Min. 1.5-inch ACFoam II	OB500	Min. 0.25-inch DensDeck or DensDeck Prime	OB500	None	BP-AA, SBS-AA, SBS-TA or APP-TA	(Optional) BP-AA, SBS-AA, SBS-TA or APP-TA	SBS-AA, SBS-TA or APP-TA	-150.0
C-75.	Structural concrete	None	Min. 1.5-inch ACFoam II or H-Shield	OB500	Min. 0.25-inch DensDeck Prime	OB500	None	BP-AA, SBS-AA or SBS-TA	(Optional) BP-AA, SBS-AA or SBS-TA	SBS-AA	-297.5
C-76.	Structural concrete	None	Min. 2-inch ACFoam II, ENRGY 3 or H-Shield	OB500	Min. 0.25-inch SECUROCK Gypsum-Fiber Roof Board	OB500	None	BP-AA or SBS-AA	(Optional) BP-AA, SBS-AA, SBS-TA or APP-TA	SBS-AA, SBS-TA or APP-TA	-225.0
C-77.	Structural concrete	None	Min. 2-inch ACFoam II, ENRGY 3 or H-Shield	OB500	Min. 0.25-inch SECUROCK Gypsum-Fiber Roof Board	OB500	None	SBS-TA or APP-TA	(Optional) SBS-TA or APP-TA	SBS-TA or APP-TA	-232.5
C-78.	Structural concrete	None	Min. 1.5-inch ACFoam II or H-Shield	OB500	Min. 0.25-inch SECUROCK Gypsum-Fiber Roof Board	OB500	None	APP-TA	(Optional) APP-TA	APP-TA	-252.5

©NEMO. All rights reserved.

TABLE 11A: STRUCTURAL CONCRETE DECKS – NEW CONSTRUCTION OR REROOF (TEAR-OFF)
SYSTEM TYPE A-1: BONDED INSULATION, BONDED ROOF COVER
REFER TO TABLE VB-3 FOR VAPOR BARRIER OPTIONS

SYSTEM NO.	DECK (4.1.2)	PRIMER	BASE INSULATION LAYER		TOP INSULATION LAYER		PRIMER	ROOF COVER (3.1.4)			MDP (PSF)
			TYPE	ATTACH (3.1.3)	TYPE	ATTACH (3.1.3)		BASE	PLY	CAP	
C-79.	Structural concrete	None	Min. 1.5-inch ACFoam II or H-Shield	OB500	Min. 0.25-inch SECUROCK Gypsum-Fiber Roof Board	OB500	None	BP-AA, SBS-AA or SBS-TA	(Optional) BP-AA, SBS-AA or SBS-TA	SBS-AA	-297.5
C-80.	Structural concrete	None	0.5-inch Structodek High Density Fiberboard	OB500	None	N/A	None	BP-AA, SBS-AA	(Optional) BP-AA, SBS-AA, SBS-TA or APP-TA	SBS-AA, SBS-TA or APP-TA	-195.0
C-81.	Structural concrete	None	Min. 0.25-inch SECUROCK Gypsum-Fiber Roof Board	OB500	None	N/A	None	BP-AA, SBS-AA, SBS-TA or APP-TA	(Optional) BP-AA, SBS-AA, SBS-TA or APP-TA	SBS-AA, SBS-TA or APP-TA	-195.0
C-82.	Structural concrete	None	Min. 1-inch ENRGY 3, H-Shield or H-Shield CG or min. 1.5-inch Multi-Max FA3 or Ultra-Max	Polyset BM or Polyset CRA	Min. 0.5-inch Structodek High Density Fiberboard	Polyset CRA	None	BP-AA or SBS-AA	(Optional) BP-AA, SBS-AA, SBS-TA or APP-TA	SBS-AA, SBS-TA or APP-TA	-180.0
C-83.	Structural concrete	None	Min. 1-inch ENRGY 3, H-Shield, or H-Shield CG, min. 1.3-inch ACFoam III or min. 1.5-inch Multi-Max FA3 or Ultra-Max	Polyset BM or Polyset CRA	Min. 0.25-inch SECUROCK Gypsum-Fiber Roof Board	Polyset BM or Polyset CRA	None	BP-AA or SBS-AA	(Optional) BP-AA, SBS-AA, SBS-TA or APP-TA	SBS-AA, SBS-TA or APP-TA	-225.0
C-84.	Structural concrete	None	Min. 1-inch ENRGY 3, H-Shield or H-Shield CG or min. 1.5-inch Multi-Max FA3 or Ultra-Max	Polyset BM or Polyset CRA	Min. 0.25-inch SECUROCK Gypsum-Fiber Roof Board	Polyset BM or Polyset CRA	None	SBS-TA or APP-TA	(Optional) SBS-TA or APP-TA	SBS-TA or APP-TA	-232.5
C-85.	Structural concrete	None	Min. 1-inch ENRGY 3, H-Shield or H-Shield CG or min. 1.5-inch Multi-Max FA3 or Ultra-Max	Polyset BM or Polyset CRA	Min. 0.25-inch DensDeck	Polyset BM or Polyset CRA	None	BP-AA or SBS-AA	(Optional) BP-AA, SBS-AA, SBS-TA or APP-TA	SBS-AA, SBS-TA or APP-TA	-240.0
C-86.	Structural concrete	None	0.5-inch Structodek High Density Fiberboard	Polyset BM or Polyset CRA	None	N/A	None	BP-AA, SBS-AA	(Optional) BP-AA, SBS-AA, SBS-TA or APP-TA	SBS-AA, SBS-TA or APP-TA	-195.0
C-87.	Structural concrete	None	Min. 0.25-inch SECUROCK Gypsum-Fiber Roof Board	Polyset BM or Polyset CRA	None	N/A	None	BP-AA, SBS-AA, SBS-TA or APP-TA	(Optional) BP-AA, SBS-AA, SBS-TA or APP-TA	SBS-AA, SBS-TA or APP-TA	-195.0
SPOT- OR STRIP-MOPPED SYSTEMS:											
C-88.	Structural concrete	Tropical #410 Quick Dry	Min. 1.5-inch ACFoam II, ENRGY 3 or H-Shield	Hot asphalt	(Optional) Additional layer(s) of base insulation	Hot asphalt	None	BP-AA3, 24-inch grid	(Optional) BP-AA, SBS-AA	SBS-AA	-37.5

©NEMO. All rights reserved.

TABLE 11B: STRUCTURAL CONCRETE DECKS – NEW CONSTRUCTION OR REROOF (TEAR-OFF) SYSTEM TYPE F: NON-INSULATED, BONDED ROOF COVER						
SYSTEM NO.	DECK (4.1.2)	PRIMER	ROOF COVER (3.1.4)			MDP (PSF)
			BASE	PLY	CAP	
SELF-ADHERING SYSTEMS:						
C-89.	Structural concrete	Tropical #410 Quick Dry	SBS-SA	(Optional) SBS-SA	SBS-SA	-630.0
HYBRID SYSTEMS:						
C-90.	Structural concrete	Tropical #410 Quick Dry	Flintlastic Ultra Glass SA	(Optional) SBS-AA	SBS-AA	-135.0
C-91.	Structural concrete	Tropical #410 Quick Dry	SBS-SA-H	(Optional) SBS-TA, APP-TA	SBS-TA, APP-TA	-150.0
C-92.	Structural concrete	Tropical #410 Quick Dry	Flintlastic Ultra Glass SA	(Optional) SBS-TA, APP-TA	SBS-TA, APP-TA	-322.5
C-93.	Structural concrete	Tropical #410 Quick Dry	SBS-SA-H	(Optional) BP-AA, SBS-AA	SBS-AA	-240.0
C-94.	Structural concrete	Tropical #410 Quick Dry	BP-AA, SBS-AA	SBS-SA-H	SBS-AA, SBS-TA or APP-TA	-635.0
CONVENTIONAL SYSTEMS:						
C-95.	Structural concrete	Tropical #410 Quick Dry	APP-TA	(Optional) APP-TA	APP-TA	-420.0
C-96.	Structural concrete	Tropical #410 Quick Dry	BP-AA, SBS-AA	(Optional) BP-AA, SBS-AA, SBS-TA or APP-TA	SBS-AA, SBS-TA or APP-TA	-635.0

TABLE 12A: LIGHTWEIGHT INSULATING CONCRETE - NEW CONSTRUCTION OR REROOF (TEAR-OFF) SYSTEM TYPE A-1: LWC TO DECK, BONDED INSULATION, BONDED ROOF COVER										
SYSTEM NO.	DECK (4.1.2)	LIGHTWEIGHT CONCRETE (3.1.2)	BASE INSULATION LAYER		COVERBOARD		ROOF COVER (3.1.4)			MDP (PSF)
			TYPE	ATTACH (3.1.3)	TYPE	ATTACH (3.1.3)	BASE	PLY	CAP	
CELCORE:										
SELF-ADHERING SYSTEMS:										
LWC-1.	Min. 22 ga., Type BV, Grade 33 steel, 6 ft span	Min. 300 psi Celcore MF Cellular Concrete with Celcore HS Rheology Modifying Admixture	One or more layer(s), min. 1.5-inch ACFoam II, ACFoam III, H-Shield, or H-Shield CG	M-OSFA	Min. 0.25-inch SECUROCK Gypsum-Fiber Roof Board	M-OSFA	SBS-SA	(Optional) SBS-SA	SBS-SA	-52.5
LWC-2.	Min. 22 ga., Type BV, Grade 33 steel, 6 ft span	Min. 300 psi Celcore MF Cellular Concrete with Celcore HS Rheology Modifying Admixture	One or more layer(s), min. 1.5-inch ACFoam II, ACFoam III, H-Shield, or H-Shield CG	M-PG-1	Min. 0.25-inch SECUROCK Gypsum-Fiber Roof Board	M-PG-1	SBS-SA	(Optional) SBS-SA	SBS-SA	-52.5
LWC-3.	Min. 22 ga., Type BV, Grade 33 steel, 6 ft span	Min. 300 psi Celcore MF Cellular Concrete with Celcore HS Rheology Modifying Admixture	One or more layer(s), min. 1.5-inch ACFoam II, ACFoam III, H-Shield, or H-Shield CG	OB500	Min. 0.25-inch SECUROCK Gypsum-Fiber Roof Board	OB500	SBS-SA	(Optional) SBS-SA	SBS-SA	-52.5

©NEMO. All rights reserved.

TABLE 12A: LIGHTWEIGHT INSULATING CONCRETE - NEW CONSTRUCTION OR REROOF (TEAR-OFF)
SYSTEM TYPE A-1: LWC TO DECK, BONDED INSULATION, BONDED ROOF COVER

SYSTEM NO.	DECK (4.1.2)	LIGHTWEIGHT CONCRETE (3.1.2)	BASE INSULATION LAYER		COVERBOARD		ROOF COVER (3.1.4)			MDP (PSF)
			TYPE	ATTACH (3.1.3)	TYPE	ATTACH (3.1.3)	BASE	PLY	CAP	
LWC-4.	Min. 22 ga., Type BV, Grade 33 steel, 6 ft span	Min. 300 psi Celcore MF Cellular Concrete with Celcore HS Rheology Modifying Admixture	One or more layer(s), min. 1.5-inch ACFoam II, ACFoam III, H-Shield, or H-Shield CG	Polyset BM	Min. 0.25-inch SECUROCK Gypsum-Fiber Roof Board	Polyset BM	SBS-SA	(Optional) SBS-SA	SBS-SA	-52.5
LWC-5.	Min. 22 ga., Type BV, Grade 33 steel, 6 ft span	Min. 300 psi Celcore MF Cellular Concrete with Celcore HS Rheology Modifying Admixture	One or more layer(s), min. 1.5-inch ACFoam II, ACFoam III, H-Shield, or H-Shield CG	Polyset CRA	Min. 0.25-inch SECUROCK Gypsum-Fiber Roof Board	Polyset CRA	SBS-SA	(Optional) SBS-SA	SBS-SA	-52.5
HYBRID SYSTEMS:										
LWC-6.	Min. 22 ga., Type BV, Grade 33 steel, 6 ft span	Min. 300 psi Celcore MF Cellular Concrete with Celcore HS Rheology Modifying Admixture	One or more layer(s), min. 1.5-inch ACFoam II, ACFoam III, H-Shield, or H-Shield CG	M-OSFA, M-PG-1, OB500, Polyset BM, or Polyset CRA	(Optional) Min. 0.25-inch SECUROCK Gypsum-Fiber Roof Board	M-OSFA, M-PG-1, OB500, Polyset BM, or Polyset CRA	SBS-SA-H	(Optional) SBS-AA, SBS-TA or APP-TA	SBS-AA, SBS-TA or APP-TA	-52.5
CONVENTIONAL SYSTEMS:										
LWC-7.	Min. 22 ga., Type BV, Grade 33 steel, 6 ft span	Min. 300 psi Celcore MF Cellular Concrete with Celcore HS Rheology Modifying Admixture	One or more layer(s), min. 1.5-inch ACFoam II, ACFoam III, H-Shield, or H-Shield CG	M-OSFA	Min. 0.25-inch SECUROCK Gypsum-Fiber Roof Board	M-OSFA	BP-AA or SBS-AA, SBS-TA or APP-TA	(Optional) BP-AA, SBS-AA, SBS-TA or APP-TA	SBS-AA, SBS-TA or APP-TA	-52.5
LWC-8.	Min. 22 ga., Type BV, Grade 33 steel, 6 ft span	Min. 300 psi Celcore MF Cellular Concrete with Celcore HS Rheology Modifying Admixture	One or more layer(s), min. 1.5-inch ACFoam II, ACFoam III, H-Shield, or H-Shield CG	M-PG-1	Min. 0.25-inch SECUROCK Gypsum-Fiber Roof Board	M-PG-1	BP-AA or SBS-AA, SBS-TA or APP-TA	(Optional) BP-AA, SBS-AA, SBS-TA or APP-TA	SBS-AA, SBS-TA or APP-TA	-52.5
LWC-9.	Min. 22 ga., Type BV, Grade 33 steel, 6 ft span	Min. 300 psi Celcore MF Cellular Concrete with Celcore HS Rheology Modifying Admixture	One or more layer(s), min. 1.5-inch ACFoam II, ACFoam III, H-Shield, or H-Shield CG	OB500	Min. 0.25-inch SECUROCK Gypsum-Fiber Roof Board	OB500	BP-AA or SBS-AA, SBS-TA or APP-TA	(Optional) BP-AA, SBS-AA, SBS-TA or APP-TA	SBS-AA, SBS-TA or APP-TA	-52.5
LWC-10.	Min. 22 ga., Type BV, Grade 33 steel, 6 ft span	Min. 300 psi Celcore MF Cellular Concrete with Celcore HS Rheology Modifying Admixture	One or more layer(s), min. 1.5-inch ACFoam II, ACFoam III, H-Shield, or H-Shield CG	Polyset BM	Min. 0.25-inch SECUROCK Gypsum-Fiber Roof Board	Polyset BM	BP-AA or SBS-AA, SBS-TA or APP-TA	(Optional) BP-AA, SBS-AA, SBS-TA or APP-TA	SBS-AA, SBS-TA or APP-TA	-52.5
LWC-11.	Min. 22 ga., Type BV, Grade 33 steel, 6 ft span	Min. 300 psi Celcore MF Cellular Concrete with Celcore HS Rheology Modifying Admixture	One or more layer(s), min. 1.5-inch ACFoam II, ACFoam III, H-Shield, or H-Shield CG	Polyset CRA	Min. 0.25-inch SECUROCK Gypsum-Fiber Roof Board	Polyset CRA	BP-AA or SBS-AA, SBS-TA or APP-TA	(Optional) BP-AA, SBS-AA, SBS-TA or APP-TA	SBS-AA, SBS-TA or APP-TA	-52.5

©NEMO. All rights reserved.

TABLE 12B: LIGHTWEIGHT CONCRETE OVER STRUCTURAL CONCRETE DECKS - NEW CONSTRUCTION OR REROOF (TEAR-OFF)
SYSTEM TYPE A-1: LWC TO DECK, BONDED INSULATION, BONDED ROOF COVER

System No.	Deck (4.1.2)	Lightweight Concrete (3.1.2)	Base Insulation Layer		Coverboard		Primer	Roof Cover (3.1.4)			MDP (psf)
			Type	Attach (3.1.3)	Type	Attach (3.1.3)		Base	Ply	Cap	
Celcore:											
Self-Adhering Systems:											
LWC-12.	Structural concrete	Min. 300 psi, min. 2-inch Celcore MF Cellular Concrete with Celcore HS Rheology Modifying Admixture; treated with Celcore PVA Curing Compound	One or more layer(s), min. 1.5-inch ACFoam II, ACFoam III, H-Shield, or H-Shield CG	M-OSFA	Min. 0.25-inch DensDeck	M-OSFA	Tropical #410 Quick Dry	SBS-SA	(Optional) SBS-SA	SBS-SA	-90.0
LWC-13.	Structural concrete	Min. 300 psi, min. 2-inch Celcore MF Cellular Concrete with Celcore HS Rheology Modifying Admixture; treated with Celcore PVA Curing Compound	One or more layer(s), min. 1.5-inch ACFoam II, ACFoam III, H-Shield, or H-Shield CG	M-OSFA	Min. 0.25-inch SECUROCK Gypsum-Fiber Roof Board	M-OSFA	None	SBS-SA	(Optional) SBS-SA	SBS-SA	-90.0
LWC-14.	Structural concrete	Min. 300 psi, min. 2-inch Celcore MF Cellular Concrete with Celcore HS Rheology Modifying Admixture; treated with Celcore PVA Curing Compound and surfaced with Celcore Sanded Bonding Surface (SBS)	One or more layer(s), min. 1.5-inch ACFoam II, ACFoam III, H-Shield, or H-Shield CG	M-OSFA	Min. 0.25-inch SECUROCK Gypsum-Fiber Roof Board	M-OSFA	None	SBS-SA	(Optional) SBS-SA	SBS-SA	-172.5
LWC-15.	Structural concrete	Min. 300 psi, min. 2-inch Celcore MF Cellular Concrete with Celcore HS Rheology Modifying Admixture; treated with Celcore PVA Curing Compound and surfaced with Celcore Sanded Bonding Surface (SBS)	One or more layer(s), min. 1.5-inch ACFoam II, ACFoam III, H-Shield, or H-Shield CG	M-OSFA	Min. 0.25-inch DensDeck	M-OSFA	Tropical #410 Quick Dry	SBS-SA	(Optional) SBS-SA	SBS-SA	-192.5
LWC-16.	Structural concrete	Min. 300 psi, min. 2-inch Celcore MF Cellular Concrete with Celcore HS Rheology Modifying Admixture; treated with Celcore PVA Curing Compound and surfaced with Celcore Sanded Bonding Surface (SBS)	One or more layer(s), min. 1.5-inch ACFoam II, ACFoam III, H-Shield, or H-Shield CG	M-OSFA	Min. 0.25-inch SECUROCK Gypsum-Fiber Roof Board	M-OSFA	Tropical #410 Quick Dry	SBS-SA	(Optional) SBS-SA	SBS-SA	-217.5

©NEMO. All rights reserved.

TABLE 12B: LIGHTWEIGHT CONCRETE OVER STRUCTURAL CONCRETE DECKS - NEW CONSTRUCTION OR REROOF (TEAR-OFF)
SYSTEM TYPE A-1: LWC TO DECK, BONDED INSULATION, BONDED ROOF COVER

System No.	Deck (4.1.2)	Lightweight Concrete (3.1.2)	Base Insulation Layer		Coverboard		Primer	Roof Cover (3.1.4)			MDP (psf)
			Type	Attach (3.1.3)	Type	Attach (3.1.3)		Base	Ply	Cap	
LWC-17.	Structural concrete	Min. 300 psi, min. 2-inch Celcore MF Cellular Concrete with Celcore HS Rheology Modifying Admixture; treated with Celcore PVA Curing Compound	One or more layer(s), min. 1.5-inch ACFoam II, ACFoam III, H-Shield, or H-Shield CG	M-PG-1	Min. 0.25-inch SECUROCK Gypsum-Fiber Roof Board	M-PG-1	None	SBS-SA	(Optional) SBS-SA	SBS-SA	-172.5
LWC-18.	Structural concrete	Min. 300 psi, min. 2-inch Celcore MF Cellular Concrete with Celcore HS Rheology Modifying Admixture; treated with Celcore PVA Curing Compound and surfaced with Celcore Sanded Bonding Surface (SBS)	One or more layer(s), min. 1.5-inch ACFoam II, ACFoam III, H-Shield, or H-Shield CG	M-PG-1	Min. 0.25-inch SECUROCK Gypsum-Fiber Roof Board	M-PG-1	None	SBS-SA	(Optional) SBS-SA	SBS-SA	-172.5
LWC-19.	Structural concrete	Min. 300 psi, min. 2-inch Celcore MF Cellular Concrete with Celcore HS Rheology Modifying Admixture; treated with Celcore PVA Curing Compound	One or more layer(s), min. 1.5-inch ACFoam II, ACFoam III, H-Shield, or H-Shield CG	M-PG-1	Min. 0.25-inch DensDeck	M-PG-1	Tropical #410 Quick Dry	SBS-SA	(Optional) SBS-SA	SBS-SA	-192.5
LWC-20.	Structural concrete	Min. 300 psi, min. 2-inch Celcore MF Cellular Concrete with Celcore HS Rheology Modifying Admixture; treated with Celcore PVA Curing Compound and surfaced with Celcore Sanded Bonding Surface (SBS)	One or more layer(s), min. 1.5-inch ACFoam II, ACFoam III, H-Shield, or H-Shield CG	M-PG-1	Min. 0.25-inch DensDeck	M-PG-1	Tropical #410 Quick Dry	SBS-SA	(Optional) SBS-SA	SBS-SA	-192.5
LWC-21.	Structural concrete	Min. 300 psi, min. 2-inch Celcore MF Cellular Concrete with Celcore HS Rheology Modifying Admixture; treated with Celcore PVA Curing Compound	One or more layer(s), min. 1.5-inch ACFoam II, ACFoam III, H-Shield, or H-Shield CG	M-PG-1	Min. 0.25-inch SECUROCK Gypsum-Fiber Roof Board	M-PG-1	Tropical #410 Quick Dry	SBS-SA	(Optional) SBS-SA	SBS-SA	-240.0

©NEMO. All rights reserved.

TABLE 12B: LIGHTWEIGHT CONCRETE OVER STRUCTURAL CONCRETE DECKS - NEW CONSTRUCTION OR REROOF (TEAR-OFF)
SYSTEM TYPE A-1: LWC TO DECK, BONDED INSULATION, BONDED ROOF COVER

System No.	Deck (4.1.2)	Lightweight Concrete (3.1.2)	Base Insulation Layer		Coverboard		Primer	Roof Cover (3.1.4)			MDP (psf)
			Type	Attach (3.1.3)	Type	Attach (3.1.3)		Base	Ply	Cap	
LWC-22.	Structural concrete	Min. 300 psi, min. 2-inch Celcore MF Cellular Concrete with Celcore HS Rheology Modifying Admixture; treated with Celcore PVA Curing Compound and surfaced with Celcore Sanded Bonding Surface (SBS)	One or more layer(s), min. 1.5-inch ACFoam II, ACFoam III, H-Shield, or H-Shield CG	M-PG-1	Min. 0.25-inch SECUROCK Gypsum-Fiber Roof Board	M-PG-1	Tropical #410 Quick Dry	SBS-SA	(Optional) SBS-SA	SBS-SA	-232.5
LWC-23.	Structural concrete	Min. 300 psi Celcore MF Cellular Concrete with Celcore HS Rheology Modifying Admixture	One or more layer(s), min. 1.5-inch ACFoam II, ACFoam III, H-Shield, or H-Shield CG	OB500	Min. 0.25-inch SECUROCK Gypsum-Fiber Roof Board	OB500	None	SBS-SA	(Optional) SBS-SA	SBS-SA	-172.5
LWC-24.	Structural concrete	Min. 200 psi, min. 2-inch Celcore Cellular Concrete	Min. 1-inch ENRGY 3, H-Shield or H-Shield CG or min. 1.5-inch Multi-Max FA3 or Ultra-Max	Polyset CRA	Min. 0.25-inch SECUROCK Gypsum-Fiber Roof Board	Polyset CRA	None	SBS-SA	(Optional) SBS-SA	SBS-SA	-172.5
LWC-25.	Structural concrete	Min. 300 psi Celcore MF Cellular Concrete with Celcore HS Rheology Modifying Admixture	One or more layer(s), min. 1.5-inch ACFoam II, ACFoam III, H-Shield, or H-Shield CG	Polyset CRA	Min. 0.25-inch SECUROCK Gypsum-Fiber Roof Board	Polyset CRA	None	SBS-SA	(Optional) SBS-SA	SBS-SA	-172.5
LWC-26.	Structural concrete	Min. 200 psi, min. 2-inch Celcore Cellular Concrete	Min. 1-inch ENRGY 3, H-Shield or H-Shield CG or min. 1.5-inch Multi-Max FA3 or Ultra-Max	Polyset CRA	Min. 0.25-inch DensDeck	Polyset CRA	Tropical #410 Quick Dry	SBS-SA	(Optional) SBS-SA	SBS-SA	-180.0
HYBRID SYSTEMS:											
LWC-27.	Structural concrete	Min. 300 psi, min. 2-inch Celcore MF Cellular Concrete with Celcore HS Rheology Modifying Admixture; treated with Celcore PVA Curing Compound	One or more layer(s), min. 1.5-inch ACFoam II or H-Shield	M-OSFA	(Optional) Min. 0.25-inch DensDeck Prime or SECUROCK Gypsum-Fiber Roof Board	M-OSFA	None	SBS-SA-H	(Optional) SBS-AA, SBS-TA or APP-TA	SBS-AA, SBS-TA or APP-TA	-90.0

©NEMO. All rights reserved.

TABLE 12B: LIGHTWEIGHT CONCRETE OVER STRUCTURAL CONCRETE DECKS - NEW CONSTRUCTION OR REROOF (TEAR-OFF)
SYSTEM TYPE A-1: LWC TO DECK, BONDED INSULATION, BONDED ROOF COVER

System No.	Deck (4.1.2)	Lightweight Concrete (3.1.2)	Base Insulation Layer		Coverboard		Primer	Roof Cover (3.1.4)			MDP (psf)
			Type	Attach (3.1.3)	Type	Attach (3.1.3)		Base	Ply	Cap	
LWC-28.	Structural concrete	Min. 300 psi, min. 2-inch Celcore MF Cellular Concrete with Celcore HS Rheology Modifying Admixture; treated with Celcore PVA Curing Compound and surfaced with Celcore Sanded Bonding Surface (SBS)	One or more layer(s), min. 1.5-inch ACFoam II or H-Shield	M-OSFA	(Optional) Min. 0.25-inch DensDeck Prime or SECUROCK Gypsum-Fiber Roof Board	M-OSFA	None	SBS-SA-H	(Optional) SBS-AA, SBS-TA or APP-TA	SBS-AA, SBS-TA or APP-TA	-217.5
LWC-29.	Structural concrete	Min. 300 psi, min. 2-inch Celcore MF Cellular Concrete with Celcore HS Rheology Modifying Admixture; treated with Celcore PVA Curing Compound and surfaced with Celcore Sanded Bonding Surface (SBS)	One or more layer(s), min. 1.5-inch ACFoam II or H-Shield	M-PG-1	(Optional) Min. 0.25-inch DensDeck Prime or SECUROCK Gypsum-Fiber Roof Board	M-PG-1	None	SBS-SA-H	(Optional) SBS-AA, SBS-TA or APP-TA	SBS-AA, SBS-TA or APP-TA	-232.5
LWC-30.	Structural concrete	Min. 300 psi, min. 2-inch Celcore MF Cellular Concrete with Celcore HS Rheology Modifying Admixture; treated with Celcore PVA Curing Compound	One or more layer(s), min. 1.5-inch ACFoam II or H-Shield	M-PG-1	(Optional) Min. 0.25-inch DensDeck Prime or SECUROCK Gypsum-Fiber Roof Board	M-PG-1	None	SBS-SA-H	(Optional) SBS-AA, SBS-TA or APP-TA	SBS-AA, SBS-TA or APP-TA	-240.0
LWC-31.	Structural concrete	Min. 300 psi Celcore MF Cellular Concrete with Celcore HS Rheology Modifying Admixture	One or more layer(s), min. 1.5-inch ACFoam II, ACFoam III, H-Shield or H-Shield CG	OB500	(Optional) Min. 0.25-inch SECUROCK Gypsum-Fiber Roof Board	OB500	None	SBS-SA-H	(Optional) SBS-AA, SBS-TA or APP-TA	SBS-AA, SBS-TA or APP-TA	-215.0
LWC-32.	Structural concrete	Min. 300 psi Celcore MF Cellular Concrete with Celcore HS Rheology Modifying Admixture	One or more layer(s), min. 1.5-inch ACFoam II, ACFoam III, H-Shield or H-Shield CG	Polyset BM or Polyset CRA	(Optional) Min. 0.25-inch SECUROCK Gypsum-Fiber Roof Board	Polyset BM or Polyset CRA	None	SBS-SA-H	(Optional) SBS-AA, SBS-TA or APP-TA	SBS-AA, SBS-TA or APP-TA	-215.0

©NEMO. All rights reserved.

TABLE 12B: LIGHTWEIGHT CONCRETE OVER STRUCTURAL CONCRETE DECKS - NEW CONSTRUCTION OR REROOF (TEAR-OFF)
SYSTEM TYPE A-1: LWC TO DECK, BONDED INSULATION, BONDED ROOF COVER

System No.	Deck (4.1.2)	Lightweight Concrete (3.1.2)	Base Insulation Layer		Coverboard		Primer	Roof Cover (3.1.4)			MDP (psf)
			Type	Attach (3.1.3)	Type	Attach (3.1.3)		Base	Ply	Cap	
Conventional Systems:											
LWC-33.	Structural concrete	Min. 300 psi, min. 2-inch Celcore MF Cellular Concrete with Celcore HS Rheology Modifying Admixture; treated with Celcore PVA Curing Compound	One or more layer(s), min. 1.5-inch ACFoam II, ACFoam III, H-Shield or H-Shield CG	M-OSFA	Min. 0.25-inch DensDeck Prime or SECUROCK Gypsum-Fiber Roof Board	M-OSFA	None	BP-AA, SBS-AA, SBS-TA or APP-TA	(Optional) BP-AA, SBS-AA, SBS-TA or APP-TA	SBS-AA, SBS-TA or APP-TA	-90.0
LWC-34.	Structural concrete	Min. 300 psi, min. 2-inch Celcore MF Cellular Concrete with Celcore HS Rheology Modifying Admixture; treated with Celcore PVA Curing Compound and surfaced with Celcore Sanded Bonding Surface (SBS)	One or more layer(s), min. 1.5-inch ACFoam II, ACFoam III, H-Shield or H-Shield CG	M-OSFA	Min. 0.25-inch DensDeck Prime or SECUROCK Gypsum-Fiber Roof Board	M-OSFA	None	BP-AA, SBS-AA, SBS-TA or APP-TA	(Optional) BP-AA, SBS-AA, SBS-TA or APP-TA	SBS-AA, SBS-TA or APP-TA	-217.5
LWC-35.	Structural concrete	Min. 300 psi, min. 2-inch Celcore MF Cellular Concrete with Celcore HS Rheology Modifying Admixture; treated with Celcore PVA Curing Compound	One or more layer(s), min. 1.5-inch ACFoam II, ACFoam III, H-Shield or H-Shield CG	M-PG-1	Min. 0.25-inch DensDeck Prime or SECUROCK Gypsum-Fiber Roof Board	M-PG-1	None	BP-AA, SBS-AA, SBS-TA or APP-TA	(Optional) BP-AA, SBS-AA, SBS-TA or APP-TA	SBS-AA, SBS-TA or APP-TA	-240.0
LWC-36.	Structural concrete	Min. 300 psi, min. 2-inch Celcore MF Cellular Concrete with Celcore HS Rheology Modifying Admixture; treated with Celcore PVA Curing Compound and surfaced with Celcore Sanded Bonding Surface (SBS)	One or more layer(s), min. 1.5-inch ACFoam II, ACFoam III, H-Shield or H-Shield CG	M-PG-1	Min. 0.25-inch DensDeck Prime or SECUROCK Gypsum-Fiber Roof Board	M-PG-1	None	BP-AA, SBS-AA, SBS-TA or APP-TA	(Optional) BP-AA, SBS-AA, SBS-TA or APP-TA	SBS-AA, SBS-TA or APP-TA	-232.5
LWC-37.	Structural concrete	Min. 300 psi Celcore MF Cellular Concrete with Celcore HS Rheology Modifying Admixture	One or more layer(s), min. 1.5-inch ACFoam II, ACFoam III, H-Shield or H-Shield CG	OB500	Min. 0.25-inch SECUROCK Gypsum-Fiber Roof Board	OB500	None	BP-AA, SBS-AA, SBS-TA or APP-TA	(Optional) BP-AA, SBS-AA, SBS-TA or APP-TA	SBS-AA, SBS-TA or APP-TA	-215.0
LWC-38.	Structural concrete	Min. 300 psi Celcore MF Cellular Concrete with Celcore HS Rheology Modifying Admixture	One or more layer(s), min. 1.5-inch ACFoam II, ACFoam III, H-Shield or H-Shield CG	Polyset BM	Min. 0.25-inch SECUROCK Gypsum-Fiber Roof Board	Polyset BM	None	BP-AA, SBS-AA, SBS-TA or APP-TA	(Optional) BP-AA, SBS-AA, SBS-TA or APP-TA	SBS-AA, SBS-TA or APP-TA	-215.0

©NEMO. All rights reserved.

TABLE 12B: LIGHTWEIGHT CONCRETE OVER STRUCTURAL CONCRETE DECKS - NEW CONSTRUCTION OR REROOF (TEAR-OFF)
SYSTEM TYPE A-1: LWC TO DECK, BONDED INSULATION, BONDED ROOF COVER

System No.	Deck (4.1.2)	Lightweight Concrete (3.1.2)	Base Insulation Layer		Coverboard		Primer	Roof Cover (3.1.4)			MDP (psf)
			Type	Attach (3.1.3)	Type	Attach (3.1.3)		Base	Ply	Cap	
LWC-39.	Structural concrete	Min. 200 psi, min. 2-inch Celcore Cellular Concrete	Min. 1-inch ENRGY 3, H-Shield or H-Shield CG or min. 1.5-inch Multi-Max FA3 or Ultra-Max	Polyset CRA	Min. 0.5-inch Structodek High Density Fiberboard	Polyset CRA	None	BP-AA or SBS-AA	(Optional) BP-AA, SBS-AA, SBS-TA or APP-TA	SBS-AA, SBS-TA or APP-TA	-180.0
LWC-40.	Structural concrete	Min. 200 psi, min. 2-inch Celcore Cellular Concrete	Min. 1-inch ENRGY 3, H-Shield or H-Shield CG or min. 1.5-inch Multi-Max FA3 or Ultra-Max	Polyset CRA	Min. 0.25-inch SECUROCK Gypsum-Fiber Roof Board or DensDeck or DensDeck Prime	Polyset CRA	None	BP-AA, SBS-AA, SBS-TA or APP-TA	(Optional) BP-AA, SBS-AA, SBS-TA or APP-TA	SBS-AA, SBS-TA or APP-TA	-180.0
LWC-41.	Structural concrete	Min. 300 psi Celcore MF Cellular Concrete with Celcore HS Rheology Modifying Admixture	One or more layer(s), min. 1.5-inch ACFoam II, ACFoam III, H-Shield or H-Shield CG	Polyset CRA	Min. 0.25-inch SECUROCK Gypsum-Fiber Roof Board	Polyset CRA	None	BP-AA, SBS-AA, SBS-TA or APP-TA	(Optional) BP-AA, SBS-AA, SBS-TA or APP-TA	SBS-AA, SBS-TA or APP-TA	-215.0
ELASTIZELL:											
SELF-ADHERING SYSTEMS:											
LWC-42.	Structural concrete	Min. 200 psi, min. 2-inch Elastizell	Min. 1.5-inch ACFoam II or ENRGY 3	OB500	Min. 0.25-inch DensDeck	OB500	Tropical #410 Quick Dry	SBS-SA	(Optional) SBS-SA	SBS-SA	-150.0
LWC-43.	Structural concrete	Min. 200 psi, min. 2-inch Elastizell	Min. 1.5-inch ACFoam II, ENRGY 3 or H-Shield	OB500	Min. 0.25-inch SECUROCK Gypsum-Fiber Roof Board	OB500	None	SBS-SA	(Optional) SBS-SA	SBS-SA	-172.5
LWC-44.	Structural concrete	Min. 200 psi, min. 2-inch Elastizell	Min. 1-inch ENRGY 3, H-Shield or H-Shield CG or min. 1.5-inch Multi-Max FA3 or Ultra-Max	Polyset CRA	Min. 0.25-inch SECUROCK Gypsum-Fiber Roof Board	Polyset CRA	None	SBS-SA	(Optional) SBS-SA	SBS-SA	-172.5
LWC-45.	Structural concrete	Min. 200 psi, min. 2-inch Elastizell	Min. 1-inch ENRGY 3, H-Shield or H-Shield CG or min. 1.5-inch Multi-Max FA3 or Ultra-Max	Polyset CRA	Min. 0.25-inch DensDeck	Polyset CRA	Tropical #410 Quick Dry	SBS-SA	(Optional) SBS-SA	SBS-SA	-180.0
CONVENTIONAL SYSTEMS:											
LWC-46.	Structural concrete	Min. 200 psi, min. 2-inch Elastizell	Min. 1.5-inch ACFoam II	OB500	Min. 0.25-inch DensDeck or DensDeck Prime	OB500	None	BP-AA, SBS-AA, SBS-TA or APP-TA	(Optional) BP-AA, SBS-AA, SBS-TA or APP-TA	SBS-AA, SBS-TA or APP-TA	-150.0
LWC-47.	Structural concrete	Min. 200 psi, min. 2-inch Elastizell	Min. 2-inch ACFoam II, ENRGY 3 or H-Shield	OB500	Min. 0.25-inch SECUROCK Gypsum-Fiber Roof Board	OB500	None	BP-AA, SBS-AA, SBS-TA or APP-TA	(Optional) BP-AA, SBS-AA, SBS-TA or APP-TA	SBS-AA, SBS-TA or APP-TA	-225.0

©NEMO. All rights reserved.

TABLE 12B: LIGHTWEIGHT CONCRETE OVER STRUCTURAL CONCRETE DECKS - NEW CONSTRUCTION OR REROOF (TEAR-OFF)
SYSTEM TYPE A-1: LWC TO DECK, BONDED INSULATION, BONDED ROOF COVER

System No.	Deck (4.1.2)	Lightweight Concrete (3.1.2)	Base Insulation Layer		Coverboard		Primer	Roof Cover (3.1.4)			MDP (psf)
			Type	Attach (3.1.3)	Type	Attach (3.1.3)		Base	Ply	Cap	
LWC-48.	Structural concrete	Min. 200 psi, min. 2-inch Elastizell	Min. 1-inch ENRGY 3, H-Shield or H-Shield CG or min. 1.5-inch Multi-Max FA3 or Ultra-Max	Polyset CRA	Min. 0.5-inch Structodek High Density Fiberboard	Polyset CRA	None	BP-AA or SBS-AA	(Optional) BP-AA, SBS-AA, SBS-TA or APP-TA	SBS-AA, SBS-TA or APP-TA	-180.0
LWC-49.	Structural concrete	Min. 200 psi, min. 2-inch Elastizell	Min. 1-inch ENRGY 3, H-Shield or H-Shield CG or min. 1.5-inch Multi-Max FA3 or Ultra-Max	Polyset CRA	Min. 0.25-inch SECUROCK Gypsum-Fiber Roof Board or DensDeck or DensDeck Prime	Polyset CRA	None	BP-AA, SBS-AA, SBS-TA or APP-TA	(Optional) BP-AA, SBS-AA, SBS-TA or APP-TA	SBS-AA, SBS-TA or APP-TA	-180.0

TABLE 12C: LIGHTWEIGHT INSULATING CONCRETE OVER STEEL OR STRUCTURAL CONCRETE DECKS - NEW CONSTRUCTION OR REROOF (TEAR-OFF)
SYSTEM TYPE A-2: LWC TO DECK, BONDED VAPOR BARRIER, BONDED INSULATION, BONDED ROOF COVER

System No.	Deck (4.1.2)	Lightweight Concrete (3.1.2)	Vapor Barrier	Base Insulation Layer		Coverboard		Primer	Roof Cover (3.1.4)			MDP (psf)
				Type	Attach (3.1.3)	Type	Attach (3.1.3)		Base	Ply	Cap	
Pre-Existent Cellular LWC:												
Self-Adhering Systems:												
LWC-50.	Min. 22 ga., Type BV, Grade 40 steel	Min. 400 psi, Min. 2-inch, pre-existent cellular lightweight concrete, Repair LWC spalls with Celcore SBS (Sanded Bonding Surface)	Flintlastic Ultra Poly SMS Base Sheet applied in Millennium Hurricane Force Membrane Adhesive HS, ribbons max. 6-inch o.c. 3-inch wide side laps and 6-inch wide end laps are hot-air-welded, torch-welded or sealed with Millennium Hurricane Force Lap and Flashing Adhesive	One or more layers, min. 2-inch ACFoam II or H-Shield	M-OSFA or M-PG-1	(Optional) 0.5-in. DensDeck Prime or SECUROCK Gypsum-Fiber Roof Board	M-OSFA or M-PG-1	Tropical #410 Quick Dry	SBS-SA	(Optional) SBS-SA	SBS-SA	-67.5
Hybrid Systems:												
LWC-51.	Min. 22 ga., Type BV, Grade 40 steel	Min. 400 psi, Min. 2-inch, pre-existent cellular lightweight concrete, Repair LWC spalls with Celcore SBS (Sanded Bonding Surface)	Flintlastic Ultra Poly SMS Base Sheet applied in Millennium Hurricane Force Membrane Adhesive HS, ribbons max. 6-inch o.c. 3-inch wide side laps and 6-inch wide end laps are hot-air-welded, torch-welded or sealed with Millennium Hurricane Force Lap and Flashing Adhesive	One or more layers, min. 2-inch ACFoam II or H-Shield	M-OSFA or M-PG-1	0.5-in. DensDeck Prime or SECUROCK Gypsum-Fiber Roof Board	M-OSFA or M-PG-1	(Optional) Tropical #410 Quick Dry	SBS-SA-H	(Optional) SBS-TA or APP-TA	SBS-TA or APP-TA	-67.5

©NEMO. All rights reserved.

TABLE 12C: LIGHTWEIGHT INSULATING CONCRETE OVER STEEL OR STRUCTURAL CONCRETE DECKS - NEW CONSTRUCTION OR REROOF (TEAR-OFF)
SYSTEM TYPE A-2: LWC TO DECK, BONDED VAPOR BARRIER, BONDED INSULATION, BONDED ROOF COVER

System No.	Deck (4.1.2)	Lightweight Concrete (3.1.2)	Vapor Barrier	Base Insulation Layer		Coverboard		Primer	Roof Cover (3.1.4)			MDP (psf)
				Type	Attach (3.1.3)	Type	Attach (3.1.3)		Base	Ply	Cap	
Conventional Systems:												
LWC-52.	Min. 22 ga., Type BV, Grade 40 steel	Min. 400 psi, Min. 2-inch, pre-existent cellular lightweight concrete, Repair LWC spalls with Celcore SBS (Sanded Bonding Surface)	Flintlastic Ultra Poly SMS Base Sheet applied in Millennium Hurricane Force Membrane Adhesive HS, ribbons max. 6-inch o.c. 3-inch wide side laps and 6-inch wide end laps are hot-air-welded, torch-welded or sealed with Millennium Hurricane Force Lap and Flashing Adhesive	One or more layers, min. 2-inch ACFoam II or H-Shield	M-OSFA or M-PG-1	0.5-in. DensDeck Prime or SECUROCK Gypsum-Fiber Roof Board	M-OSFA or M-PG-1	(Optional) Tropical #410 Quick Dry	SBS-TA or APP-TA	(Optional) SBS-TA or APP-TA	SBS-TA or APP-TA	-67.5
Elastizell:												
Self-Adhering Systems:												
LWC-53.	Structural Concrete	Min. 420 psi, min. 2-inch Elastizell	All Weather/Empire Base Sheet or Flintglas MS Cap (inverted) applied in Millennium Hurricane Force Membrane Adhesive HS, ribbons max. 6-inch o.c., 3-inch wide side laps and 6-inch wide end laps are sealed with Millennium Hurricane Force Lap and Flashing Adhesive	One or more layers, min. 2-inch ACFoam II or H-Shield	M-OSFA or M-PG-1	(Optional) 0.5-in. DensDeck Prime or SECUROCK Gypsum-Fiber Roof Board	M-OSFA or M-PG-1	Tropical #410 Quick Dry	SBS-SA	(Optional) SBS-SA	SBS-SA	-67.5
LWC-54.	Structural Concrete	Min. 420 psi, min. 2-inch Elastizell	Flintlastic Ultra Poly SMS Base Sheet applied in Millennium Hurricane Force Membrane Adhesive HS, ribbons max. 6-inch o.c., 3-inch wide side laps and 6-inch wide end laps are hot-air-welded, torch-welded or sealed with Millennium Hurricane Force Lap and Flashing Adhesive	One or more layers, min. 2-inch ACFoam II or H-Shield	M-OSFA or M-PG-1	(Optional) 0.5-in. DensDeck Prime or SECUROCK Gypsum-Fiber Roof Board	M-OSFA or M-PG-1	Tropical #410 Quick Dry	SBS-SA	(Optional) SBS-SA	SBS-SA	-67.5
Hybrid Systems:												
LWC-55.	Structural Concrete	Min. 420 psi, min. 2-inch Elastizell	All Weather/Empire Base Sheet or Flintglas MS Cap (inverted) applied in Millennium Hurricane Force Membrane Adhesive HS, ribbons max. 6-inch o.c., 3-inch wide side laps and 6-inch wide end laps are sealed with Millennium Hurricane Force Lap and Flashing Adhesive	One or more layers, min. 2-inch ACFoam II or H-Shield	M-OSFA or M-PG-1	0.5-in. DensDeck Prime or SECUROCK Gypsum-Fiber Roof Board	M-OSFA or M-PG-1	(Optional) Tropical #410 Quick Dry	SBS-SA-H	(Optional) SBS-TA or APP-TA	SBS-TA or APP-TA	-67.5

©NEMO. All rights reserved.

TABLE 12C: LIGHTWEIGHT INSULATING CONCRETE OVER STEEL OR STRUCTURAL CONCRETE DECKS - NEW CONSTRUCTION OR REROOF (TEAR-OFF)
SYSTEM TYPE A-2: LWC TO DECK, BONDED VAPOR BARRIER, BONDED INSULATION, BONDED ROOF COVER

System No.	Deck (4.1.2)	Lightweight Concrete (3.1.2)	Vapor Barrier	Base Insulation Layer		Coverboard		Primer	Roof Cover (3.1.4)			MDP (psf)
				Type	Attach (3.1.3)	Type	Attach (3.1.3)		Base	Ply	Cap	
LWC-56.	Structural Concrete	Min. 420 psi, min. 2-inch Elastizell	Flintlastic Ultra Poly SMS Base Sheet applied in Millennium Hurricane Force Membrane Adhesive HS, ribbons max. 6-inch o.c., 3-inch wide side laps and 6-inch wide end laps are hot-air-welded, torch-welded or sealed with Millennium Hurricane Force Lap and Flashing Adhesive	One or more layers, min. 2-inch ACFoam II or H-Shield	M-OSFA or M-PG-1	0.5-in. DensDeck Prime or SECUROCK Gypsum-Fiber Roof Board	M-OSFA or M-PG-1	(Optional) Tropical #410 Quick Dry	SBS-SA-H	(Optional) SBS-TA or APP-TA	SBS-TA or APP-TA	-67.5
CONVENTIONAL SYSTEMS:												
LWC-57.	Structural Concrete	Min. 420 psi, min. 2-inch Elastizell	All Weather/Empire Base Sheet or Flintglas MS Cap (inverted) applied in Millennium Hurricane Force Membrane Adhesive HS, ribbons max. 6-inch o.c., 3-inch wide side laps and 6-inch wide end laps are sealed with Millennium Hurricane Force Lap and Flashing Adhesive	One or more layers, min. 2-inch ACFoam II or H-Shield	M-OSFA or M-PG-1	0.5-in. DensDeck Prime or SECUROCK Gypsum-Fiber Roof Board	M-OSFA or M-PG-1	(Optional) Tropical #410 Quick Dry	SBS-TA or APP-TA	(Optional) SBS-TA or APP-TA	SBS-TA or APP-TA	-67.5
LWC-58.	Structural Concrete	Min. 420 psi, min. 2-inch Elastizell	Flintlastic Ultra Poly SMS Base Sheet applied in Millennium Hurricane Force Membrane Adhesive HS, ribbons max. 6-inch o.c., 3-inch wide side laps and 6-inch wide end laps are hot-air-welded, torch-welded or sealed with Millennium Hurricane Force Lap and Flashing Adhesive	One or more layers, min. 2-inch ACFoam II or H-Shield	M-OSFA or M-PG-1	0.5-in. DensDeck Prime or SECUROCK Gypsum-Fiber Roof Board	M-OSFA or M-PG-1	(Optional) Tropical #410 Quick Dry	SBS-TA or APP-TA	(Optional) SBS-TA or APP-TA	SBS-TA or APP-TA	-67.5

©NEMO. All rights reserved.

TABLE 12D: LIGHTWEIGHT CONCRETE OVER STEEL DECKS – NEW CONSTRUCTION OR REROOF (TEAR-OFF)
SYSTEM TYPE B-3: MECHANICALLY ATTACHED ANCHOR SHEET, BONDED INSULATION, BONDED ROOF COVER

SYSTEM NO.	DECK (4.1.2)	LIGHTWEIGHT CONCRETE (3.1.2)			ANCHOR SHEET			INSULATION LAYER			ROOF COVER (3.1.4)			MDP (PSF)
		DECK TREATMENT	TYPE	SURFACE TREATMENT	TYPE	FASTENER (3.1.1, 4.2.2)	ATTACH (3.1.3)	BASE	TOP	ATTACH (3.1.3)	BASE	PLY	CAP	
PRE-EXISTING CELLULAR LWC:														
SPOT- OR STRIP-MOPPED SYSTEMS:														
LWC-59.	Min. 22 ga. steel or structural concrete deck.	None	Min 350 psi, min 2-inch pre-existent cellular LWIC	None	Flintglas MS Cap (inverted)	Trufast Twin-Loc Nails	9-inch o.c. at the 4-inch side lap and 9-inch o.c. at two, equally spaced, staggered rows in the center of the sheet	Min. 1.5-inch ACFoam II	(Optional) Additional layers base insulation	Hot asphalt	BP-AA4, 18-inch o.c.	(Optional) BP-AA, SBS-AA	SBS-AA	-60.0
	Note:	To qualify the LWIC under this assembly, the subject fastener shall achieve an average withdrawal of 88 lbf when tested per 4.2.2.												
CELCORE:														
SELF-ADHERING SYSTEMS:														
LWC-60.	Min. 22 ga., type BV, Grade 40 steel, 6 ft span	Celcore S-1 Deck Preparation	Min. 470 psi, min. 2-inch Celcore MF Cellular Concrete with Celcore HS Rheology Modifying Admixture	Celcore PVA Curing Compound	All Weather/Empire Base Sheet, TopShield PRO Glass Base or Flintlastic Base 20 or Flintglas MS Cap (inverted)	Trufast FM-90 Base Sheet Fastener	7-inch o.c. at the min. 4-inch side laps and 7-inch o.c. at two, equally spaced, staggered center rows	Min. 1.5" ACFoam II	(Optional) Min. 0.25-inch DensDeck Prime or SECUROCK Gypsum-Fiber Roof Board. Top surface shall be primed with Tropical #410 Quick Dry.	Hot asphalt	SBA-SA	(Optional) SBS-SA	SBS-SA	-60.0
HYBRID SYSTEMS:														
LWC-61.	Min. 22 ga., type BV, Grade 40 steel, 6 ft span	Celcore S-1 Deck Preparation	Min. 470 psi, min. 2-inch Celcore MF Cellular Concrete with Celcore HS Rheology Modifying Admixture	Celcore PVA Curing Compound	All Weather/Empire Base Sheet, TopShield PRO Glass Base or Flintlastic Base 20 or Flintglas MS Cap (inverted)	Trufast FM-90 Base Sheet Fastener	7-inch o.c. at the min. 4-inch side laps and 7-inch o.c. at two, equally spaced, staggered center rows	Min. 1.5" ACFoam II	(Optional) Min. 0.125-inch STURDY-DEK Asphaltic Cover Board or min. 0.25-inch DensDeck Prime or SECUROCK Gypsum-Fiber Roof Board. Top surface may be optionally primed with Tropical #410 Quick Dry.	Hot asphalt	SBS-SA-H	(Optional) SBS-AA, SBS-TA or APP-TA	SBS-AA, SBS-TA or APP-TA	-60.0

©NEMO. All rights reserved.

TABLE 12D: LIGHTWEIGHT CONCRETE OVER STEEL DECKS – NEW CONSTRUCTION OR REROOF (TEAR-OFF)
SYSTEM TYPE B-3: MECHANICALLY ATTACHED ANCHOR SHEET, BONDED INSULATION, BONDED ROOF COVER

System No.	Deck (4.1.2)	Lightweight Concrete (3.1.2)			Anchor Sheet			Insulation Layer			Roof Cover (3.1.4)			MDP (psf)
		Deck Treatment	Type	Surface Treatment	Type	Fastener (3.1.1, 4.2.2)	Attach (3.1.3)	Base	Top	Attach (3.1.3)	Base	Ply	Cap	
Conventional Systems:														
LWC-62.	Min. 22 ga., type BV, Grade 40 steel, 6 ft span	Celcore S-1 Deck Preparation	Min. 470 psi, min. 2-inch Celcore MF Cellular Concrete with Celcore HS Rheology Modifying Admixture	Celcore PVA Curing Compound	All Weather/Empire Base Sheet, TopShield PRO Glass Base or Flintlastic Base 20 or Flintglas MS Cap (inverted)	Trufast FM-90 Base Sheet Fastener	7-inch o.c. at the min. 4-inch side laps and 7-inch o.c. at two, equally spaced, staggered center rows	Min. 1.5" ACFoam II	Min. 0.125-inch STURDY-DEK Asphaltic Cover Board, min. 0.25-inch DensDeck Prime or SECUROCK Gypsum-Fiber Roof Board, min. 0.5-inch Structodek High Density Fiberboard Roof Insulation or min. 0.75-inch FescoBoard (homogeneous)	Hot asphalt	BP-AA or SBS-AA	(Optional) SBS-AA, SBS-TA or APP-TA	SBS-AA, SBS-TA or APP-TA	-60.0
LWC-63.	Min. 22 ga., type BV, Grade 40 steel, 6 ft span	Celcore S-1 Deck Preparation	Min. 470 psi, min. 2-inch Celcore MF Cellular Concrete with Celcore HS Rheology Modifying Admixture	Celcore PVA Curing Compound	All Weather/Empire Base Sheet, TopShield PRO Glass Base or Flintlastic Base 20 or Flintglas MS Cap (inverted)	Trufast FM-90 Base Sheet Fastener	7-inch o.c. at the min. 4-inch side laps and 7-inch o.c. at two, equally spaced, staggered center rows	Min. 1.5" ACFoam II	Min. 0.125-inch STURDY-DEK Asphaltic Cover Board or min. 0.25-inch DensDeck Prime or SECUROCK Gypsum-Fiber Roof Board. Top surface may be optionally primed with Tropical #410 Quick Dry.	Hot asphalt	SBS-TA or APP-TA	(Optional) SBS-TA or APP-TA	SBS-TA or APP-TA	-60.0
Elastizell:														
Self-Adhering Systems:														
LWC-64.	Min. 22 ga., type BV, Grade 40 steel, 6 ft span	None	Min. 490 psi, min. 2-inch Elastizell with Zell-Crete Fibers	None	All Weather/Empire Base Sheet, TopShield PRO Glass Base or Flintlastic Base 20 or Flintglas MS Cap (inverted)	Trufast FM-90 Base Sheet Fastener	7-inch o.c. at the min. 4-inch side laps and 7-inch o.c. at two, equally spaced, staggered center rows	Min. 1.5" ACFoam II	(Optional) Min. 0.25-inch DensDeck Prime or SECUROCK Gypsum-Fiber Roof Board. Top surface shall be primed with Tropical #410 Quick Dry.	Hot asphalt	SBA-SA	(Optional) SBS-SA	SBS-SA	-67.5

©NEMO. All rights reserved.

TABLE 12D: LIGHTWEIGHT CONCRETE OVER STEEL DECKS – NEW CONSTRUCTION OR REROOF (TEAR-OFF)
SYSTEM TYPE B-3: MECHANICALLY ATTACHED ANCHOR SHEET, BONDED INSULATION, BONDED ROOF COVER

SYSTEM NO.	DECK (4.1.2)	LIGHTWEIGHT CONCRETE (3.1.2)			ANCHOR SHEET			INSULATION LAYER			ROOF COVER (3.1.4)			MDP (PSF)
		DECK TREATMENT	TYPE	SURFACE TREATMENT	TYPE	FASTENER (3.1.1, 4.2.2)	ATTACH (3.1.3)	BASE	TOP	ATTACH (3.1.3)	BASE	PLY	CAP	
HYBRID SYSTEMS:														
LWC-65.	Min. 22 ga., type BV, Grade 40 steel, 6 ft span	None	Min. 490 psi, min. 2-inch Elastizell with Zell-Crete Fibers	None	All Weather/Empire Base Sheet, TopShield PRO Glass Base or Flintlastic Base 20 or Flintglas MS Cap (inverted)	Trufast FM-90 Base Sheet Fastener	7-inch o.c. at the min. 4-inch side laps and 7-inch o.c. at two, equally spaced, staggered center rows	Min. 1.5" ACFoam II	(Optional) Min. 0.125-inch STURDY-DEK Asphaltic Cover Board or min. 0.25-inch DensDeck Prime or SECUROCK Gypsum-Fiber Roof Board. Top surface may be optionally primed with Tropical #410 Quick Dry.	Hot asphalt	SBS-SA-H	(Optional) SBS-AA, SBS-TA or APP-TA	SBS-AA, SBS-TA or APP-TA	-67.5
CONVENTIONAL SYSTEMS:														
LWC-66.	Min. 22 ga., type BV, Grade 40 steel, 6 ft span	None	Min. 490 psi, min. 2-inch Elastizell with Zell-Crete Fibers	None	All Weather/Empire Base Sheet, TopShield PRO Glass Base or Flintlastic Base 20 or Flintglas MS Cap (inverted)	Trufast FM-90 Base Sheet Fastener	7-inch o.c. at the min. 4-inch side laps and 7-inch o.c. at two, equally spaced, staggered center rows	Min. 1.5" ACFoam II	Min. 0.125-inch STURDY-DEK Asphaltic Cover Board, min. 0.25-inch DensDeck Prime or SECUROCK Gypsum-Fiber Roof Board, min. 0.5-inch Structodek High Density Fiberboard Roof Insulation or min. 0.75-inch FescoBoard (homogeneous)	Hot asphalt	BP-AA or SBS-AA	(Optional) SBS-AA, SBS-TA or APP-TA	SBS-AA, SBS-TA or APP-TA	-67.5
LWC-67.	Min. 22 ga., type BV, Grade 40 steel, 6 ft span	None	Min. 490 psi, min. 2-inch Elastizell with Zell-Crete Fibers	None	All Weather/Empire Base Sheet, TopShield PRO Glass Base or Flintlastic Base 20 or Flintglas MS Cap (inverted)	Trufast FM-90 Base Sheet Fastener	7-inch o.c. at the min. 4-inch side laps and 7-inch o.c. at two, equally spaced, staggered center rows	Min. 1.5" ACFoam II	Min. 0.125-inch STURDY-DEK Asphaltic Cover Board or min. 0.25-inch DensDeck Prime or SECUROCK Gypsum-Fiber Roof Board. Top surface may be optionally primed with Tropical #410 Quick Dry.	Hot asphalt	SBS-TA or APP-TA	(Optional) SBS-TA or APP-TA	SBS-TA or APP-TA	-67.5
SPOT- OR STRIP-MOPPED SYSTEMS:														
LWC-68.	Min. 22 ga. steel or structural concrete deck.	None	Min 350 psi, min 2-inch Elastizell cellular LWIC	None	Flintglas MS Cap (inverted)	Trufast FM-90 Base Ply Fastener	7-inch o.c. at the 4-inch side lap and 7-inch o.c. at two, equally spaced, staggered rows in the center of the sheet	Min. 1.5-inch ACFoam II	(Optional) Additional layers base insulation	Hot asphalt	BP-AA3, 18-inch grid	(Optional) BP-AA, SBS-AA	SBS-AA	-37.5*

©NEMO. All rights reserved.

TABLE 12E: LIGHTWEIGHT CONCRETE OVER STEEL OR STRUCTURAL CONCRETE DECKS – NEW CONSTRUCTION OR REROOF (TEAR-OFF)
SYSTEM TYPE E-2: NON-INSULATED, MECHANICALLY ATTACHED ANCHOR SHEET, BONDED ROOF COVER

SYSTEM NO.	DECK (4.1.2)	LIGHTWEIGHT CONCRETE (3.1.2)			ANCHOR SHEET			ROOF COVER (3.1.4)		MDP (PSF)
		DECK TREATMENT	TYPE	SURFACE TREATMENT	BASE	FASTENER (3.1.1, 4.2.2)	SPACING	BASE	CAP	
PRE-EXISTENT CELLULAR LIGHTWEIGHT CONCRETE:										
SELF-ADHERING SYSTEMS:										
LWC-69.	Min. 22 ga., Type BV, Grade 33 steel, 5 ft span or structural concrete	None	Min. 300 psi, min. 2-inch pre-existent cellular lightweight insulating concrete.	None	TopShield PRO SA Nailbase	Trufast Twin Loc-Nail Assembled Fastener (min. 1.8")	7-inch o.c. at the min. 2-inch lap and 7-inch o.c. in two (2), equally spaced, staggered center rows, Tropical #410 Quick Dry at stress plates	SBS-SA	SBS-SA	-60.0
	Note:	To qualify the LWIC under this assembly, a 1.8-inch Trufast Twin Loc-Nail Assembled Fastener shall achieve an average withdrawal of 73 lbf when tested per 4.2.2.								
LWC-70.	Min. 22 ga., Type BV, Grade 33 steel, 5 ft span or structural concrete	None	Min. 300 psi, min. 2-inch pre-existent cellular lightweight insulating concrete.	None	TopShield PRO SA Nailbase	Trufast Twin Loc-Nail Assembled Fastener (min. 1.8")	9-inch o.c. at the min. 2-inch lap and 9-inch o.c. in two (2), equally spaced, staggered center rows, Tropical #410 Quick Dry at stress plates	SBS-SA	SBS-SA	-60.0
	Note:	To qualify the LWIC under this assembly, a 1.8-inch Trufast Twin Loc-Nail Assembled Fastener shall achieve an average withdrawal of 93 lbf when tested per 4.2.2.								
HYBRID SYSTEMS:										
LWC-71.	Min. 22 ga., Type BV, Grade 33 steel, 5 ft span or structural concrete	None	Min. 300 psi, min. 2-inch pre-existent cellular lightweight insulating concrete.	None	TopShield PRO Glass Base, Flintlastic Base 20, All Weather/Empire Base Sheet	Trufast Twin Loc-Nail Assembled Fastener (min. 1.8")	9-inch o.c. at the 4-inch lap and 9-inch o.c. in two (2), equally spaced, staggered center rows	SBS-SA-H	SBS-AA, SBS-TA or APP-TA	-60.0
	Note:	To qualify the LWIC under this assembly, a 1.8-inch Trufast Twin Loc-Nail Assembled Fastener shall achieve an average withdrawal of 88 lbf when tested per 4.2.2.								
LWC-72.	Min. 22 ga., Type BV, Grade 33 steel, 5 ft span or structural concrete	None	Min. 350 psi, min. 3-inch pre-existent cellular lightweight insulating concrete.	None	Flintlastic Base 20 or Flintlastic Poly SMS Base Sheet	Trufast FM-90 Base Sheet Fastener	7-inch o.c. at the 4-inch lap and 10-inch o.c. in two (2), equally spaced, staggered center rows	SBS-SA-H	SBS-AA, SBS-TA or APP-TA	-67.5
	Note:	To qualify the LWIC under this assembly, a 1.8-inch Trufast Twin Loc-Nail Assembled Fastener shall achieve an average withdrawal of 97 lbf when tested per 4.2.2.								
LWC-73.	Min. 22 ga., Type BV, Grade 33 steel, 5 ft span or structural concrete	None	Min. 300 psi, min. 2-inch pre-existent cellular lightweight insulating concrete.	None	Flintlastic Poly SMS Base Sheet, Flintlastic Ultra Poly SMS Base Sheet	Trufast Twin Loc-Nail Assembled Fastener (min. 1.8")	9-inch o.c. at the 4-inch lap and 9-inch o.c. in two (2), equally spaced, staggered center rows	SBS-SA-H	SBS-AA, SBS-TA or APP-TA	-75.0
	Note:	To qualify the LWIC under this assembly, a 1.8-inch Trufast Twin Loc-Nail Assembled Fastener shall achieve an average withdrawal of 110 lbf when tested per 4.2.2.								

©NEMO. All rights reserved.

TABLE 12E: LIGHTWEIGHT CONCRETE OVER STEEL OR STRUCTURAL CONCRETE DECKS – NEW CONSTRUCTION OR REROOF (TEAR-OFF)
SYSTEM TYPE E-2: NON-INSULATED, MECHANICALLY ATTACHED ANCHOR SHEET, BONDED ROOF COVER

SYSTEM NO.	DECK (4.1.2)	LIGHTWEIGHT CONCRETE (3.1.2)			ANCHOR SHEET			ROOF COVER (3.1.4)		MDP (PSF)
		DECK TREATMENT	TYPE	SURFACE TREATMENT	BASE	FASTENER (3.1.1, 4.2.2)	SPACING	BASE	CAP	
CONVENTIONAL SYSTEMS:										
LWC-74.	Min. 22 ga., Type BV, Grade 33 steel, 5 ft span or structural concrete	None	Min. 300 psi, min. 2-inch pre-existent cellular lightweight insulating concrete.	None	TopShield PRO Glass Base, Flintlastic Base 20, All Weather/Empire Base Sheet, or Flintglas MS Cap (inverted)	Trufast Twin Loc-Nail Assembled Fastener (min. 1.8")	9-inch o.c. at the 4-inch lap and 9-inch o.c. in two (2), equally spaced, staggered center rows	(Optional) BP-AA, SBS-AA, SBS-TA or APP-TA	SBS-AA, SBS-TA or APP-TA	-60.0
	Note:	To qualify the LWIC under this assembly, a 1.8-inch Trufast Twin Loc-Nail Assembled Fastener shall achieve an average withdrawal of 88 lbf when tested per 4.2.2.								
LWC-75.	Min. 22 ga., Type BV, Grade 33 steel, 5 ft span or structural concrete	None	Min. 300 psi, min. 2-inch pre-existent cellular lightweight insulating concrete.	None	TopShield PRO Glass Base, Flintlastic Base 20, All Weather/Empire Base Sheet, or Flintglas MS Cap (inverted)	Trufast Twin Loc-Nail Assembled Fastener (min. 1.8")	7-inch o.c. at the 4-inch lap and 7-inch o.c. in two (2), equally spaced, staggered center rows	BP-AA or SBS-AA	SBS-AA, SBS-TA or APP-TA	-67.5
	Note:	To qualify the LWIC under this assembly, a 1.8-inch Trufast Twin Loc-Nail Assembled Fastener shall achieve an average withdrawal of 77 lbf when tested per 4.2.2.								
LWC-76.	Min. 22 ga., Type BV, Grade 33 steel, 5 ft span or structural concrete	None	Min. 350 psi, min. 3-inch pre-existent cellular lightweight insulating concrete.	None	Flintlastic Base 20, Flintlastic Poly SMS Base Sheet, or Flintglas MS Cap (inverted)	Trufast FM-90 Base Sheet Fastener	7-inch o.c. at the 4-inch lap and 10-inch o.c. in two (2), equally spaced, staggered center rows	BP-AA, SBS-AA, SBS-TA or APP-TA	SBS-AA, SBS-TA or APP-TA	-67.5
	Note:	To qualify the LWIC under this assembly, a 1.8-inch Trufast Twin Loc-Nail Assembled Fastener shall achieve an average withdrawal of 97 lbf when tested per 4.2.2.								
LWC-77.	Min. 22 ga., Type BV, Grade 33 steel, 5 ft span or structural concrete	None	Min. 300 psi, min. 2-inch pre-existent cellular lightweight insulating concrete.	None	Flintlastic Poly SMS Base Sheet, Flintlastic Ultra Poly SMS Base Sheet	Trufast Twin Loc-Nail Assembled Fastener (min. 1.8")	9-inch o.c. at the 4-inch lap and 9-inch o.c. in two (2), equally spaced, staggered center rows	BP-AA, SBS-AA, SBS-TA or APP-TA	SBS-AA, SBS-TA or APP-TA	-75.0
	Note:	To qualify the LWIC under this assembly, a 1.8-inch Trufast Twin Loc-Nail Assembled Fastener shall achieve an average withdrawal of 110 lbf when tested per 4.2.2.								
CELCORE:										
SELF-ADHERING SYSTEMS:										
LWC-78.	Min. 22 ga., type BV, Grade 40 steel, 6 ft span	Celcore S-1 Deck Preparation	Min. 470 psi, min. 2-inch Celcore MF Cellular Concrete with Celcore HS Rheology Modifying Admixture	Celcore PVA Curing Compound	TopShield PRO SA Nailbase	Trufast FM-90 Base Sheet Fastener	7-inch o.c. at the min. 4-inch side laps and 7-inch o.c. at two, equally spaced, staggered center rows	SBS-SA	SBS-SA	-45.0
HYBRID SYSTEMS:										
LWC-79.	Min. 22 ga., type BV, Grade 40 steel, 6 ft span	Celcore S-1 Deck Preparation	Min. 470 psi, min. 2-inch Celcore MF Cellular Concrete with Celcore HS Rheology Modifying Admixture	Celcore PVA Curing Compound	All Weather/Empire Base Sheet, TopShield PRO Glass Base or Flintlastic Base 20	Trufast FM-90 Base Sheet Fastener	7-inch o.c. at the min. 4-inch side laps and 7-inch o.c. at two, equally spaced, staggered center rows	SBS-SA-H	SBS-AA, SBS-TA or APP-TA	-45.0

©NEMO. All rights reserved.

TABLE 12E: LIGHTWEIGHT CONCRETE OVER STEEL OR STRUCTURAL CONCRETE DECKS – NEW CONSTRUCTION OR REROOF (TEAR-OFF)
SYSTEM TYPE E-2: NON-INSULATED, MECHANICALLY ATTACHED ANCHOR SHEET, BONDED ROOF COVER

SYSTEM NO.	DECK (4.1.2)	LIGHTWEIGHT CONCRETE (3.1.2)			ANCHOR SHEET			ROOF COVER (3.1.4)		MDP (PSF)
		DECK TREATMENT	TYPE	SURFACE TREATMENT	BASE	FASTENER (3.1.1, 4.2.2)	SPACING	BASE	CAP	
LWC-80.	Min. 22 ga., type BV, Grade 40 steel, 6 ft span	Celcore S-1 Deck Preparation	Min. 470 psi, min. 2-inch Celcore MF Cellular Concrete with Celcore HS Rheology Modifying Admixture	Celcore PVA Curing Compound	Flintglas MS Cap (inverted) primed with Tropical #410 Quick Dry	Trufast FM-90 Base Sheet Fastener	7-inch o.c. at the min. 4-inch side laps and 7-inch o.c. at two, equally spaced, staggered center rows	SBS-SA-H	SBS-AA, SBS-TA or APP-TA	-45.0
CONVENTIONAL SYSTEMS:										
LWC-81.	Min. 22 ga., type BV, Grade 40 steel, 6 ft span	Celcore S-1 Deck Preparation	Min. 470 psi, min. 2-inch Celcore MF Cellular Concrete with Celcore HS Rheology Modifying Admixture	Celcore PVA Curing Compound	All Weather/Empire Base Sheet, TopShield PRO Glass Base or Flintlastic Base 20 or Flintglas MS Cap (inverted)	Trufast FM-90 Base Sheet Fastener	7-inch o.c. at the min. 4-inch side laps and 7-inch o.c. at two, equally spaced, staggered center rows	(Optional) BP-AA, SBS-AA, SBS-TA or APP-TA	SBS-AA, SBS-TA or APP-TA	-45.0
LWC-82.	Min. 22 ga., type B steel at max. 5 ft spans or structural concrete	None	Min. 300 psi, min 2-inch Celcore MF Cellular Concrete with Celcore HS Rheology Modifying Admixture.	Celcore PVA Curing Compound	All Weather/Empire Base Sheet, Flintlastic Base 20, Flintlastic Poly SMS Base Sheet	Trufast FM-90 Base Sheet Fastener	9-inch o.c. at 4-inch laps and 12-inch o.c. in two (2), equally spaced, staggered center rows	(Optional) BP-AA, SBS-AA or SBS-TA	SBS-AA	-60.0
LWC-83.	Min. 22 ga., Type BV, Grade 33 steel, 5 ft span or structural concrete	None	Min. 300 psi, min 2-inch Celcore Cellular Concrete.	Celcore PVA Curing Compound	TopShield PRO Glass Base, Flintlastic Base 20, All Weather/Empire Base Sheet, Flintlastic Poly SMS Base Sheet or Flintglas MS Cap (inverted)	Trufast FM-90 Base Sheet Fastener	7-inch o.c. at the 3-inch lap and 7-inch o.c. in two (2), equally spaced, staggered center rows	BP-AA or SBS-AA	SBS-AA, SBS-TA or APP-TA	-75.0
CONCRECEL:										
CONVENTIONAL SYSTEMS:										
LWC-84.	Min. 22 ga., Type BV, Grade 80 steel, 5 ft span or structural concrete	Concrecel Bonding Agent	Min. 300 psi, min 2¼-inch Concrecel Concrete.	Concrecel Curing Compound	TopShield PRO Glass Base, Flintlastic Base 20, All Weather/Empire Base Sheet, Flintlastic Poly SMS Base Sheet or Flintglas MS Cap (inverted)	OMG CR Base Ply Fastener (1.7)	7-inch o.c. at the 3-inch lap and 7-inch o.c. in two (2), equally spaced, staggered center rows	(Optional) BP-AA or SBS-AA	SBS-AA, SBS-TA or APP-TA	-52.5
ELASTIZELL:										
SELF-ADHERING SYSTEMS:										
LWC-85.	Min. 22 ga., type BV, Grade 40 steel, 6 ft span	None	Min. 490 psi, min. 2-inch Elastizell with Zell-Crete Fibers	None	TopShield PRO SA Nailbase	Trufast FM-90 Base Sheet Fastener	7-inch o.c. at the min. 4-inch side laps and 7-inch o.c. at two, equally spaced, staggered center rows	SBS-SA	SBS-SA	-45.0
HYBRID SYSTEMS:										
LWC-86.	Min. 26 ga. steel at max 5 ft spans or structural concrete	None	Min. 200 psi, min 2-inch Elastizell.	None	TopShield PRO Glass Base, Flintlastic Base 20, All Weather/Empire Base Sheet or Flintlastic Poly SMS Base Sheet	Trufast FM-90 Base Sheet Fastener or Trufast Twin Loc-Nail Assembled Fastener (1.8 inch)	7½-inch o.c. at the 4-inch lap and 7½-inch o.c. in two (2), equally spaced, staggered center rows	SBS-SA-H	SBS-AA, SBS-TA or APP-TA	-30.0

©NEMO. All rights reserved.

TABLE 12E: LIGHTWEIGHT CONCRETE OVER STEEL OR STRUCTURAL CONCRETE DECKS – NEW CONSTRUCTION OR REROOF (TEAR-OFF)
SYSTEM TYPE E-2: NON-INSULATED, MECHANICALLY ATTACHED ANCHOR SHEET, BONDED ROOF COVER

SYSTEM NO.	DECK (4.1.2)	LIGHTWEIGHT CONCRETE (3.1.2)			ANCHOR SHEET			ROOF COVER (3.1.4)		MDP (PSF)
		DECK TREATMENT	TYPE	SURFACE TREATMENT	BASE	FASTENER (3.1.1, 4.2.2)	SPACING	BASE	CAP	
LWC-87.	Min. 22 ga., Type BV, Grade 33 steel, 5 ft span or structural concrete	None	Min. 200 psi, min 2-inch Elastizell.	None	TopShield PRO Glass Base, Flintlastic Base 20, All Weather/Empire Base Sheet or Flintlastic Poly SMS Base Sheet	Trufast FM-90 Base Sheet Fastener or Trufast Twin Loc-Nail Assembled Fastener (1.8 inch)	7-inch o.c. at the 4-inch lap and 7-inch o.c. in two (2), equally spaced, staggered center rows	SBS-SA-H	SBS-AA, SBS-TA or APP-TA	-45.0
LWC-88.	Min. 22 ga., type BV, Grade 40 steel, 6 ft span	None	Min. 490 psi, min. 2-inch Elastizell with Zell-Crete Fibers	None	All Weather/Empire Base Sheet, TopShield PRO Glass Base or Flintlastic Base 20	Trufast FM-90 Base Sheet Fastener	7-inch o.c. at the min. 4-inch side laps and 7-inch o.c. at two, equally spaced, staggered center rows	SBS-SA-H	SBS-AA, SBS-TA or APP-TA	-45.0
LWC-89.	Min. 22 ga., type BV, Grade 40 steel, 6 ft span	None	Min. 490 psi, min. 2-inch Elastizell with Zell-Crete Fibers	None	Flintglas MS Cap (inverted) primed with Tropical #410 Quick Dry	Trufast FM-90 Base Sheet Fastener	7-inch o.c. at the min. 4-inch side laps and 7-inch o.c. at two, equally spaced, staggered center rows	SBS-SA-H	SBS-AA, SBS-TA or APP-TA	-45.0
CONVENTIONAL SYSTEMS:										
LWC-90.	Min. 26 ga. steel at max 5 ft spans or structural concrete	None	Min. 200 psi, min 2-inch Elastizell.	None	TopShield PRO Glass Base, Flintlastic Base 20, All Weather/Empire Base Sheet, Flintlastic Poly SMS Base Sheet or Flintglas MS Cap (inverted)	Trufast FM-90 Base Sheet Fastener or Trufast Twin Loc-Nail Assembled Fastener (1.8 inch)	7½-inch o.c. at the 4-inch lap and 7½-inch o.c. in two (2), equally spaced, staggered center rows	(Optional) BP-AA, SBS-AA, SBS-TA or APP-TA	SBS-AA, SBS-TA or APP-TA	-30.0
LWC-91.	Min. 26 ga. steel at max 5 ft spans or structural concrete	None	Min. 200 psi, min 2-inch Elastizell.	None	Flintlastic APP Base T	Trufast FM-90 Base Sheet Fastener	7½-inch o.c. at the 4-inch lap and 7½-inch o.c. in two (2), equally spaced, staggered center rows	(Optional) APP-TA	APP-TA	-30.0
LWC-92.	Min. 22 ga., type BV, Grade 40 steel, 6 ft span	None	Min. 490 psi, min. 2-inch Elastizell with Zell-Crete Fibers	None	All Weather/Empire Base Sheet, TopShield PRO Glass Base or Flintlastic Base 20 or Flintglas MS Cap (inverted)	Trufast FM-90 Base Sheet Fastener	7-inch o.c. at the min. 4-inch side laps and 7-inch o.c. at two, equally spaced, staggered center rows	(Optional) BP-AA, SBS-AA, SBS-TA or APP-TA	SBS-AA, SBS-TA or APP-TA	-45.0
LWC-93.	Min. 22 ga., Type BV, Grade 33 steel, 5 ft span or structural concrete	None	Min. 200 psi, min 2-inch Elastizell.	None	TopShield PRO Glass Base, Flintlastic Base 20, All Weather/Empire Base Sheet, Flintlastic Poly SMS Base Sheet or Flintglas MS Cap (inverted)	Trufast FM-90 Base Sheet Fastener or Trufast Twin Loc-Nail Assembled Fastener (1.8 inch)	7-inch o.c. at the 4-inch lap and 7-inch o.c. in two (2), equally spaced, staggered center rows	(Optional) BP-AA, SBS-AA, SBS-TA or APP-TA	SBS-AA, SBS-TA or APP-TA	-45.0
LWC-94.	Min. 22 ga., Type BV, Grade 33 steel, 5 ft span or structural concrete	None	Min. 200 psi, min 2-inch Elastizell.	None	Flintlastic APP Base T	Trufast FM-90 Base Sheet Fastener	7-inch o.c. at the 4-inch lap and 7-inch o.c. in two (2), equally spaced, staggered center rows	(Optional) APP-TA	APP-TA	-45.0

©NEMO. All rights reserved.

TABLE 12E: LIGHTWEIGHT CONCRETE OVER STEEL OR STRUCTURAL CONCRETE DECKS – NEW CONSTRUCTION OR REROOF (TEAR-OFF)
SYSTEM TYPE E-2: NON-INSULATED, MECHANICALLY ATTACHED ANCHOR SHEET, BONDED ROOF COVER

SYSTEM NO.	DECK (4.1.2)	LIGHTWEIGHT CONCRETE (3.1.2)			ANCHOR SHEET			ROOF COVER (3.1.4)		MDP (PSF)
		DECK TREATMENT	TYPE	SURFACE TREATMENT	BASE	FASTENER (3.1.1, 4.2.2)	SPACING	BASE	CAP	
MEARLCRETE:										
CONVENTIONAL SYSTEMS:										
LWC-95.	Min. 22 ga., Type BV, Grade 33 steel, 5 ft span or structural concrete	None	Min. 250 psi, min 2-inch Mearlcrete.	None	TopShield PRO Glass Base, Flintlastic Base 20, All Weather/Empire Base Sheet, Flintlastic Poly SMS Base Sheet or Flintglas MS Cap (inverted)	OMG CR Base Ply Fastener (1.7)	7-inch o.c. at the 4-inch lap and 7-inch o.c. in two (2), equally spaced, staggered center rows	(Optional) BP-AA or SBS-AA	SBS-AA, SBS-TA or APP-TA	-45.0
LWC-96.	Min. 22 ga., Type BV, Grade 33 steel, 5 ft span or structural concrete	None	Min. 250 psi, min 2-inch Mearlcrete.	None	Flintlastic Poly SMS Base Sheet	OMG CR Base Ply Fastener (1.7)	7-inch o.c. at the 4-inch lap and 7-inch o.c. in two (2), equally spaced, staggered center rows	(Optional) BP-AA or SBS-AA	SBS-AA, SBS-TA or APP-TA	-52.5
LWC-97.	Min. 22 ga., Type BV, Grade 33 steel, 5 ft span or structural concrete	None	Min. 300 psi, min 2-inch Mearlcrete.	None	TopShield PRO Glass Base, Flintlastic Base 20, All Weather/Empire Base Sheet, Flintlastic Poly SMS Base Sheet or Flintglas MS Cap (inverted)	OMG CR Base Ply Fastener (1.7)	7-inch o.c. at the 4-inch lap and 7-inch o.c. in two (2), equally spaced, staggered center rows	(Optional) BP-AA or SBS-AA	SBS-AA, SBS-TA or APP-TA	-52.5

TABLE 12F: LIGHTWEIGHT CONCRETE DECKS – REROOF (TEAR-OFF) OR RECOVER
SYSTEM TYPE E-2: NON-INSULATED, MECHANICALLY ATTACHED ANCHOR SHEET, BONDED ROOF COVER

SYSTEM NO.	DECK (4.1.2)	LIGHTWEIGHT CONCRETE (3.1.2)		ANCHOR SHEET			ROOF COVER (3.1.4)		MDP (PSF)
		TYPE	SURFACE TREATMENT	TYPE	FASTENER (3.1.1, 4.2.2)	SPACING	BASE	CAP	
PRE-EXISTENT CELLULAR LWC:									
SELF-ADHERING SYSTEMS:									
LWC-98.	Min. 22 ga., Type BV, Grade 40 steel	Min. 470 psi, Min. 2-inch, pre-existent cellular lightweight concrete	For reroof (tear-off), repair LWC spalls with Celcore SBS (Sanded Bonding Surface)	Flintlastic Ultra Poly SMS Base Sheet	Trufast Versa-Fast Fastener (min. 2.25") & Plates, two (2) screws per plate at 180° from each other*	9-inch o.c. within the min. 5-inch wide, heat-welded side laps	(Optional) SBS-TA or APP-TA	SBS-TA or APP-TA	-75.0
	Note:	*Field withdrawal resistance testing (4.2.2) shall yield minimum 322 lbf. Additional Versa-Fast Fasteners within each Versa-Fast Plate may be utilized to produce minimum withdrawal resistance. For recover installations, screws shall be of sufficient length for minimum 2.25" embedment into the existing LWC assembly.							

©NEMO. All rights reserved.

TABLE 12G: LIGHTWEIGHT CONCRETE DECKS – REROOF (TEAR-OFF) SYSTEM TYPE F: NON-INSULATED, BONDED ROOF COVER						
SYSTEM NO.	DECK (4.1.2)	LIGHTWEIGHT CONCRETE (3.1.2)		ROOF COVER (3.1.4)		MDP (PSF)
		TYPE	SURFACE TREATMENT	BASE	CAP	
PRE-EXISTENT CELLULAR LWC:						
LWC-99.	Min. 22 ga., Type BV, Grade 40 steel	Min. 400 psi, Min. 2-inch, pre-existent cellular lightweight concrete	Repair LWC spalls with Celcore SBS (Sanded Bonding Surface)	Flintlastic Ultra Poly SMS Base Sheet applied in HB Fuller "Millennium Hurricane Force Membrane Adhesive HS", ribbons max. 6-inch o.c. 3-inch wide side laps and 6-inch wide end laps are hot-air-welded, torch-welded or sealed with HB Fuller "Millennium Hurricane Force Lap and Flashing Adhesive"	SBS-CA1 or SBS-CA4	-75.0
LWC-100.	Min. 22 ga., Type BV, Grade 40 steel	Min. 400 psi, Min. 2-inch, pre-existent cellular lightweight concrete	Repair LWC spalls with Celcore SBS (Sanded Bonding Surface)	Flintlastic Ultra Poly SMS Base Sheet applied in HB Fuller "Millennium Hurricane Force Membrane Adhesive HS", ribbons max. 6-inch o.c. 3-inch wide side laps and 6-inch wide end laps are hot-air-welded, torch-welded or sealed with HB Fuller "Millennium Hurricane Force Lap and Flashing Adhesive"	Flintlastic FR-P, Flintlastic FR-P CoolStar, Flintlastic Premium FR-P, Flintlastic Premium FR-P CoolStar, or Flintlastic GMS, applied in HB Fuller "Millennium Hurricane Force Membrane Adhesive HS", continuous ribbons maximum 6-inch o.c. 3-inch wide side laps and 6-inch wide end laps are hot-air-welded, torch-welded or sealed with HB Fuller "Millennium Hurricane Force Lap and Flashing Adhesive"	-97.5

TABLE 13A: CEMENTITIOUS WOOD FIBER DECKS – NEW CONSTRUCTION OR REROOF (TEAR-OFF) SYSTEM TYPE A-1: BONDED INSULATION, BONDED ROOF COVER										
SYSTEM NO.	DECK (4.1.2)	BASE INSULATION LAYER		TOP INSULATION LAYER		PRIMER	ROOF COVER (3.1.4)			MDP (PSF)
		TYPE	ATTACH (3.1.3)	TYPE	ATTACH (3.1.3)		BASE	PLY	CAP	
SELF-ADHERING SYSTEMS:										
CWF-1.	Tectum	Min. 1.5-inch ACFoam II or H-Shield	M-OSFA	(Optional) Additional layer(s) of base insulation and/or min. 0.25-inch DensDeck Prime or SECUROCK Gypsum-Fiber Roof Board.	M-OSFA	Tropical #410 Quick Dry	SBS-SA	(Optional) SBS-SA	SBS-SA	-60.0
CWF-2.	Tectum	Min. 1.5-inch ACFoam II or H-Shield	M-OSFA, 6-inch o.c.	(Optional) Additional layer(s) of base insulation and/or min. 0.25-inch DensDeck Prime or SECUROCK Gypsum-Fiber Roof Board.	M-OSFA, 6-inch o.c.	Tropical #410 Quick Dry	SBS-SA	(Optional) SBS-SA	SBS-SA	-90.0
CWF-3.	Existing Tectum (re-roof only)	Min. 1.5-inch ACFoam II, ENRGY 3 or Multi-Max FA3	OB500	Min. 0.25-inch DensDeck	OB500	Tropical #410 Quick Dry	SBS-SA	(Optional) SBS-SA	SBS-SA	-45.0*
CWF-4.	Existing Tectum (re-roof only)	Min. 1.5-inch ACFoam II, ENRGY 3 or Multi-Max FA3	OB500	Min. 0.25-inch SECUROCK Gypsum-Fiber Roof Board	OB500	None	SBS-SA	(Optional) SBS-SA	SBS-SA	-45.0*
CWF-5.	Tectum	Min. 1-inch ENRGY 3, H-Shield or H-Shield CG or min. 1.5-inch Multi-Max FA3 or Ultra-Max	Polyset BM or Polyset CRA	Min. 0.25-inch DensDeck	Polyset BM or Polyset CRA	Tropical #410 Quick Dry	SBS-SA	(Optional) SBS-SA	SBS-SA	-52.5

©NEMO. All rights reserved.

TABLE 13A: CEMENTITIOUS WOOD FIBER DECKS – NEW CONSTRUCTION OR REROOF (TEAR-OFF)
SYSTEM TYPE A-1: BONDED INSULATION, BONDED ROOF COVER

SYSTEM NO.	DECK (4.1.2)	BASE INSULATION LAYER		TOP INSULATION LAYER		PRIMER	ROOF COVER (3.1.4)			MDP (PSF)
		TYPE	ATTACH (3.1.3)	TYPE	ATTACH (3.1.3)		BASE	PLY	CAP	
CWF-6.	Tectum	Min. 1-inch ENRGY 3, H-Shield or H-Shield CG or min. 1.5-inch Multi-Max FA3 or Ultra-Max	Polyset BM or Polyset CRA	Min. 0.25-inch SECUROCK Gypsum-Fiber Roof Board	Polyset BM or Polyset CRA	None	SBS-SA	(Optional) SBS-SA	SBS-SA	-52.5
HYBRID SYSTEMS:										
CWF-7.	Tectum	Min. 1.5-inch ACFoam II or H-Shield	M-OSFA	(Optional) Additional layer(s) of base insulation and/or min. 0.25-inch DensDeck Prime or SECUROCK Gypsum-Fiber Roof Board.	M-OSFA	None	SBS-SA-H	(Optional) BP-AA, SBS-AA, SBS-TA or APP-TA	SBS-AA, SBS-TA or APP-TA	-60.0
CWF-8.	Tectum	Min. 1.5-inch ACFoam II or H-Shield	M-OSFA, 6-inch o.c.	(Optional) Additional layer(s) of base insulation and/or min. 0.25-inch DensDeck Prime or SECUROCK Gypsum-Fiber Roof Board.	M-OSFA, 6-inch o.c.	None	SBS-SA-H	(Optional) BP-AA, SBS-AA, SBS-TA or APP-TA	SBS-AA, SBS-TA or APP-TA	-90.0
CONVENTIONAL SYSTEMS:										
CWF-9.	Tectum	Min. 1.5-inch ACFoam II or H-Shield	M-OSFA	Optional additional layers of base insulation, followed by min. 0.25-inch DensDeck Prime or SECUROCK Gypsum-Fiber Roof Board	M-OSFA	None	BP-AA, SBS-AA, SBS-TA or APP-TA	(Optional) BP-AA, SBS-AA, SBS-TA or APP-TA	SBS-AA, SBS-TA or APP-TA	-60.0
CWF-10.	Tectum	Min. 1.5-inch ACFoam II or H-Shield	M-OSFA, 6-inch o.c.	Optional additional layers of base insulation, followed by min. 0.25-inch DensDeck Prime or SECUROCK Gypsum-Fiber Roof Board.	M-OSFA, 6-inch o.c.	None	BP-AA, SBS-AA, SBS-TA or APP-TA	(Optional) BP-AA, SBS-AA, SBS-TA or APP-TA	SBS-AA, SBS-TA or APP-TA	-90.0
CWF-11.	Existing Tectum (re-roof only)	Min. 1.5-inch ACFoam II, ENRGY 3 or Multi-Max FA3	OB500	Min. 0.5-inch Structodek High Density Fiberboard	OB500	None	BP-AA or SBS-AA	(Optional) BP-AA, SBS-AA, SBS-TA or APP-TA	SBS-AA, SBS-TA or APP-TA	-45.0*
CWF-12.	Existing Tectum (re-roof only)	Min. 1.5-inch ACFoam II, ENRGY 3 or Multi-Max FA3	OB500	Min. 0.25-inch SECUROCK Gypsum-Fiber Roof Board or DensDeck or DensDeck Prime	OB500	None	BP-AA, SBS-AA, SBS-TA or APP-TA	(Optional) BP-AA, SBS-AA, SBS-TA or APP-TA	SBS-AA, SBS-TA or APP-TA	-45.0*
CWF-13.	Tectum	Min. 1-inch ENRGY 3, H-Shield, or H-Shield CG, min. 1.3-inch ACFoam III or min. 1.5-inch Multi-Max FA3 or Ultra-Max	Polyset BM or Polyset CRA	Min. 0.5-inch Structodek High Density Fiberboard	Polyset CRA	None	BP-AA or SBS-AA	(Optional) BP-AA, SBS-AA, SBS-TA or APP-TA	SBS-AA, SBS-TA or APP-TA	-52.5
CWF-14.	Tectum	Min. 1-inch ENRGY 3, H-Shield or H-Shield CG or min. 1.5-inch Multi-Max FA3 or Ultra-Max	Polyset BM or Polyset CRA	Min. 0.25-inch SECUROCK Gypsum-Fiber Roof Board or DensDeck or DensDeck Prime	Polyset BM or Polyset CRA	None	BP-AA, SBS-AA, SBS-TA or APP-TA	(Optional) BP-AA, SBS-AA, SBS-TA or APP-TA	SBS-AA, SBS-TA or APP-TA	-52.5

©NEMO. All rights reserved.

TABLE 13B: CEMENTITIOUS WOOD FIBER DECKS – NEW CONSTRUCTION OR REROOF (TEAR-OFF) OR RECOVER
SYSTEM TYPE B-3: MECHANICALLY ATTACHED ANCHOR SHEET, BONDED INSULATION, BONDED ROOF COVER

System No.	Deck (4.1.2)	Anchor Sheet			Base Insulation Layer		Top Insulation Layer		Roof Cover (3.1.4)			MDP (psf)
		Type	Fastener (3.1.1, 4.2.2)	Attach (3.1.3)	Type	Attach (3.1.3)	Type	Attach (3.1.3)	Base	Ply	Cap	
Hybrid Systems:												
CWF-15.	Tectum	TopShield PRO Glass Base, Flintlastic Base 20, All Weather/Empire Base Sheet or Flintglas MS Cap (inverted)	Trufast Twin Loc-Nail Assembled Fastener (Field W/D > 80 lbf)	6-inch o.c. at the 4-inch lap and 10-inch o.c. in two (2), equally spaced, staggered center rows	Min. 1.5-inch ACFoam II, ENRGY 3 or Multi-Max FA3	Hot asphalt	(Optional) Min. 0.25-inch SECUROCK Gypsum-Fiber Roof Board	Hot asphalt	SBS-SA-H	(Optional) SBS-AA, SBS-TA or APP-TA	SBS-AA, SBS-TA or APP-TA	-60.0
CWF-16.	Tectum	TopShield PRO Glass Base, Flintlastic Base 20, All Weather/Empire Base Sheet or Flintglas MS Cap (inverted)	Trufast Twin Loc-Nail Assembled Fastener (Field W/D > 69 lbf)	7-inch o.c. at the 4-inch lap and 7-inch o.c. in two (2), equally spaced, staggered center rows	Min. 1.5-inch ACFoam II, ENRGY 3 or Multi-Max FA3	Hot asphalt	(Optional) Min. 0.25-inch SECUROCK Gypsum-Fiber Roof Board	Hot asphalt	SBS-SA-H	(Optional) SBS-AA, SBS-TA or APP-TA	SBS-AA, SBS-TA or APP-TA	-60.0
Conventional Systems:												
CWF-17.	Tectum	TopShield PRO Glass Base, Flintlastic Base 20, All Weather/Empire Base Sheet or Flintglas MS Cap (inverted)	Trufast Twin Loc-Nail Assembled Fastener (Field W/D > 80 lbf)	6-inch o.c. at the 4-inch lap and 10-inch o.c. in two (2), equally spaced, staggered center rows	Min. 1.5-inch ACFoam II, ENRGY 3 or Multi-Max FA3	Hot asphalt	Min. 0.75-inch FescoBoard (homogeneous) or min. 0.5-inch Structodek High Density Fiberboard	Hot asphalt	BP-AA or SBS-AA	(Optional) BP-AA or SBS-AA	SBS-AA, SBS-TA or APP-TA	-60.0
CWF-18.	Tectum	TopShield PRO Glass Base, Flintlastic Base 20, All Weather/Empire Base Sheet or Flintglas MS Cap (inverted)	Trufast Twin Loc-Nail Assembled Fastener (Field W/D > 69 lbf)	7-inch o.c. at the 4-inch lap and 7-inch o.c. in two (2), equally spaced, staggered center rows	Min. 1.5-inch ACFoam II, ENRGY 3 or Multi-Max FA3	Hot asphalt	Min. 0.75-inch FescoBoard (homogeneous) or min. 0.5-inch Structodek High Density Fiberboard	Hot asphalt	BP-AA or SBS-AA	(Optional) BP-AA or SBS-AA	SBS-AA, SBS-TA or APP-TA	-60.0

TABLE 13C: CEMENTITIOUS WOOD FIBER DECKS – REROOF (TEAR-OFF) OR RECOVER
SYSTEM TYPE C-1: MECHANICALLY ATTACHED INSULATION, BONDED ROOF COVER

System No.	Deck (4.1.2)	Base Insulation Layer (3.1.2)	Top Insulation Layer			Roof Cover (3.1.4)			MDP (psf)
			Type	Fastener (3.1.1, 4.2.2)	Attach (3.1.3)	Base	Ply	Cap	
CWF-19.	Existing Tectum	(Optional) One or more layers, any combination, loose laid	Min. 0.5-inch Structodek High Density Fiberboard Roof Insulation	OMG Polymer GypTec with Polymer GypTec Insulation Plate (Field W/D > 180 lbf)	1 per 2.0 ft^2	BP-AA or SBS-AA	(Optional) BP-AA, SBS-AA, SBS-TA or APP-TA	SBS-AA, SBS-TA or APP-TA	-45.0*

©NEMO. All rights reserved.

TABLE 13C: CEMENTITIOUS WOOD FIBER DECKS – REROOF (TEAR-OFF) OR RECOVER
SYSTEM TYPE C-1: MECHANICALLY ATTACHED INSULATION, BONDED ROOF COVER

SYSTEM NO.	DECK (4.1.2)	BASE INSULATION LAYER (3.1.2)	TOP INSULATION LAYER			ROOF COVER (3.1.4)			MDP (PSF)
			TYPE	FASTENER (3.1.1, 4.2.2)	ATTACH (3.1.3)	BASE	PLY	CAP	
CWF-20.	Existing Tectum	(Optional) One or more layers, any combination, loose laid	Min. 0.25-inch DensDeck or DensDeck Prime	OMG Polymer GypTec with Polymer GypTec Insulation Plate (Field W/D > 160 lbf)	1 per 1.8 ft^2	BP-AA, SBS-AA, SBS-TA or APP-TA	(Optional) BP-AA, SBS-AA, SBS-TA or APP-TA	SBS-AA, SBS-TA or APP-TA	-45.0*
CWF-21.	Existing Tectum	(Optional) One or more layers, any combination, loose laid	Min. 0.5-inch Structodek High Density Fiberboard Roof Insulation	Trufast Twin Loc-Nail Assembled Fastener (Field W/D > 180 lbf)	1 per 2.0 ft^2	BP-AA or SBS-AA	(Optional) BP-AA, SBS-AA, SBS-TA or APP-TA	SBS-AA, SBS-TA or APP-TA	-45.0*
CWF-22.	Existing Tectum	(Optional) One or more layers, any combination, loose laid	Min. 0.25-inch DensDeck or DensDeck Prime or SECUROCK Gypsum-Fiber Roof Board	Trufast Twin Loc-Nail Assembled Fastener (Field W/D > 180 lbf)	1 per 2.0 ft^2	BP-AA, SBS-AA, SBS-TA or APP-TA	(Optional) BP-AA, SBS-AA, SBS-TA or APP-TA	SBS-AA, SBS-TA or APP-TA	-45.0*

TABLE 13D: CEMENTITIOUS WOOD FIBER DECKS – NEW CONSTRUCTION OR REROOF (TEAR-OFF) OR RECOVER
SYSTEM TYPE E-2: NON-INSULATED, MECHANICALLY ATTACHED ANCHOR SHEET, BONDED ROOF COVER

SYSTEM NO.	DECK (4.1.2)	ANCHOR SHEET			ROOF COVER (3.1.4)		MDP (PSF)
		TYPE	FASTENER (3.1.1, 4.2.2)	SPACING	BASE	CAP	
SELF-ADHERING SYSTEMS:							
CWF-23.	Tectum	TopShield PRO SA Nailbase	Trufast Twin Loc-Nail Assembled Fastener (Field W/D > 80 lbf)	6-inch o.c. at the 4-inch lap and 10-inch o.c. in two (2), equally spaced, staggered center rows	SBS-SA	SBS-SA	-60.0
CWF-24.	Tectum	TopShield PRO SA Nailbase	Trufast Twin Loc-Nail Assembled Fastener (Field W/D > 69 lbf)	7-inch o.c. at the 4-inch lap and 7-inch o.c. in two (2), equally spaced, staggered center rows	SBS-SA	SBS-SA	-60.0
CONVENTIONAL SYSTEMS:							
CWF-25.	Tectum	TopShield PRO Glass Base, Flintlastic Base 20, All Weather/Empire Base Sheet or Flintglas MS Cap (inverted)	Trufast Twin Loc-Nail Assembled Fastener (Field W/D > 80 lbf)	6-inch o.c. at the 4-inch lap and 10-inch o.c. in two (2), equally spaced, staggered center rows	BP-AA or SBS-AA	SBS-AA, SBS-TA or APP-TA	-60.0
CWF-26.	Tectum	TopShield PRO Glass Base, Flintlastic Base 20 or All Weather/Empire Base Sheet or Flintglas MS Cap (inverted)	Trufast Twin Loc-Nail Assembled Fastener (Field W/D > 77 lbf)	7-inch o.c. at the 4-inch lap and 7-inch o.c. in two (2), equally spaced, staggered center rows	BP-AA or SBS-AA	SBS-AA, SBS-TA or APP-TA	-67.5

©NEMO. All rights reserved.

TABLE 14A: GYPSUM DECKS – REROOF (TEAR-OFF)
SYSTEM TYPE A-1: BONDED INSULATION, BONDED ROOF COVER

System No.	Deck (4.1.2)	Base Insulation Layer		Top Insulation Layer		Roof Cover (3.1.4)			MDP (psf)
		Type	Attach (3.1.3)	Type	Attach (3.1.3)	Base	Ply	Cap	
Self-Adhering Systems:									
G-1.	Existing gypsum deck	Min. 1.5-inch ACFoam II, ACFoam III, ENRGY 3, H-Shield or H-Shield CG	M-OSFA	Min. 0.25-inch SECUROCK Gypsum-Fiber Roof Board	M-OSFA	SBS-SA	(Optional) SBS-SA	SBS-SA	-172.5
G-2.	Existing gypsum deck	Min. 1.5-inch ACFoam II, ENRGY 3 or Multi-Max FA3	M-OSFA	Min. 0.25-inch DensDeck primed with Tropical #410 Quick Dry	M-OSFA	SBS-SA	(Optional) SBS-SA	SBS-SA	-192.5
G-3.	Existing gypsum deck	One or more layer(s), min. 1.5-inch ACFoam II, ACFoam III, H-Shield or H-Shield CG	M-PG-1	Min. 0.25-inch SECUROCK Gypsum-Fiber Roof Board	M-PG-1	SBS-SA	(Optional) SBS-SA	SBS-SA	-172.5
G-4.	Existing gypsum deck	Min. 1.5-inch ACFoam II or ENRGY 3	OB500	Min. 0.25-inch DensDeck primed with Tropical #410 Quick Dry	OB500	SBS-SA	(Optional) SBS-SA	SBS-SA	-135.0
G-5.	Existing gypsum deck	One or more layer(s), min. 1.5-inch ACFoam II, ACFoam III, H-Shield or H-Shield CG	OB500	Min. 0.25-inch SECUROCK Gypsum-Fiber Roof Board	OB500	SBS-SA	(Optional) SBS-SA	SBS-SA	-172.5
G-6.	Existing gypsum deck	One or more layer(s), min. 1.5-inch ACFoam II, ACFoam III, H-Shield or H-Shield CG	Polyset BM	Min. 0.25-inch SECUROCK Gypsum-Fiber Roof Board	Polyset BM	SBS-SA	(Optional) SBS-SA	SBS-SA	-172.5
G-7.	Existing gypsum deck	One or more layer(s), min. 1-inch H-Shield or ENRGY 3, min. 1.3-inch ACFoam III or min. 1.5-inch ACFoam II, Multi-Max FA3 or Ultra-Max	Polyset CRA	Min. 0.25-inch SECUROCK Gypsum-Fiber Roof Board	Polyset CRA	SBS-SA	(Optional) SBS-SA	SBS-SA	-172.5
G-8.	Existing gypsum deck	min. 1-inch H-Shield or ENRGY 3, min. 1.3-inch ACFoam III or min. 1.5-inch ACFoam II, Multi-Max FA3 or Ultra-Max	Polyset CRA	Min. 0.25-inch DensDeck primed with Tropical #410 Quick Dry	Polyset CRA	SBS-SA	(Optional) SBS-SA	SBS-SA	-192.5
Hybrid Systems:									
G-9.	Existing gypsum deck	One or more layer(s), min. 1.5-inch ACFoam II, ACFoam III, H-Shield or H-Shield CG	M-OSFA, M-PG-1, OB500, Polyset BM, Polyset CRA	(Optional) Min. 0.25-inch SECUROCK Gypsum-Fiber Roof Board	M-OSFA, M-PG-1, OB500, Polyset BM, Polyset CRA	SBS-SA-H	(Optional) SBS-AA, SBS-TA or APP-TA	SBS-AA, SBS-TA or APP-TA	-187.5
Conventional Systems:									
G-10.	Existing gypsum deck	Min. 1.5-inch ACFoam II, ENRGY 3 or H-Shield	M-OSFA	Min. 0.5-inch Structodek High Density Fiberboard	M-OSFA	BP-AA or SBS-AA	(Optional) BP-AA, SBS-AA, SBS-TA or APP-TA	SBS-AA, SBS-TA or APP-TA	-127.5
G-11.	Existing gypsum deck	One or more layer(s), min. 1.5-inch ACFoam II, ACFoam III, H-Shield or H-Shield CG	M-OSFA	Min. 0.25-inch SECUROCK Gypsum-Fiber Roof Board	M-OSFA	BP-AA or SBS-AA, SBS-TA or APP-TA	(Optional) BP-AA, SBS-AA, SBS-TA or APP-TA	SBS-AA, SBS-TA or APP-TA	-187.5
G-12.	Existing gypsum deck	Min. 1.5-inch ACFoam II, ENRGY 3 or H-Shield	M-OSFA	Min. 0.25-inch DensDeck	M-OSFA	BP-AA or SBS-AA	(Optional) BP-AA, SBS-AA, SBS-TA or APP-TA	SBS-AA, SBS-TA or APP-TA	-232.5

©NEMO. All rights reserved.

TABLE 14A: GYPSUM DECKS – REROOF (TEAR-OFF)
SYSTEM TYPE A-1: BONDED INSULATION, BONDED ROOF COVER

SYSTEM NO.	DECK (4.1.2)	BASE INSULATION LAYER		TOP INSULATION LAYER		ROOF COVER (3.1.4)			MDP (PSF)
		TYPE	ATTACH (3.1.3)	TYPE	ATTACH (3.1.3)	BASE	PLY	CAP	
G-13.	Existing gypsum deck	Min. 2-inch ACFoam II, ENRGY 3 or H-Shield	M-OSFA	Min. 0.25-inch SECUROCK Gypsum-Fiber Roof Board	M-OSFA	BP-AA or SBS-AA, SBS-TA or APP-TA	(Optional) BP-AA, SBS-AA, SBS-TA or APP-TA	SBS-AA, SBS-TA or APP-TA	-202.5
G-14.	Existing gypsum deck	One or more layer(s), min. 1.5-inch ACFoam II, ACFoam III, H-Shield or H-Shield CG	M-PG-1	Min. 0.25-inch SECUROCK Gypsum-Fiber Roof Board	M-PG-1	BP-AA or SBS-AA, SBS-TA or APP-TA	(Optional) BP-AA, SBS-AA, SBS-TA or APP-TA	SBS-AA, SBS-TA or APP-TA	-187.5
G-15.	Existing gypsum deck	Min. 1.5-inch ACFoam II, ENRGY 3 or H-Shield	OB500	Min. 0.5-inch Structodek High Density Fiberboard	OB500	BP-AA or SBS-AA	(Optional) BP-AA, SBS-AA, SBS-TA or APP-TA	SBS-AA, SBS-TA or APP-TA	-120.0
G-16.	Existing gypsum deck	Min. 1.5-inch ACFoam II, ENRGY 3 or H-Shield	OB500	Min. 0.25-inch DensDeck, DensDeck Prime or SECUROCK Gypsum-Fiber Roof Board	OB500	BP-AA, SBS-AA, SBS-TA or APP-TA	(Optional) BP-AA, SBS-AA, SBS-TA or APP-TA	SBS-AA, SBS-TA or APP-TA	-135.0
G-17.	Existing gypsum deck	One or more layer(s), min. 1.5-inch ACFoam II, ACFoam III, H-Shield or H-Shield CG	OB500	Min. 0.25-inch SECUROCK Gypsum-Fiber Roof Board	OB500	BP-AA, SBS-AA, SBS-TA or APP-TA	(Optional) BP-AA, SBS-AA, SBS-TA or APP-TA	SBS-AA, SBS-TA or APP-TA	-187.5
G-18.	Existing gypsum deck	One or more layer(s), min. 1.5-inch ACFoam II, ACFoam III, H-Shield or H-Shield CG	Polyset BM	Min. 0.25-inch SECUROCK Gypsum-Fiber Roof Board	Polyset BM	BP-AA, SBS-AA, SBS-TA or APP-TA	(Optional) BP-AA, SBS-AA, SBS-TA or APP-TA	SBS-AA, SBS-TA or APP-TA	-187.5
G-19.	Existing gypsum deck	Min. 1-inch ENRGY 3, H-Shield or H-Shield CG or min. 1.5-inch Multi-Max FA3 or Ultra-Max	Polyset CRA	Min. 0.5-inch Structodek High Density Fiberboard	Polyset CRA	BP-AA or SBS-AA	(Optional) BP-AA, SBS-AA, SBS-TA or APP-TA	SBS-AA, SBS-TA or APP-TA	-180.0
G-20.	Existing gypsum deck	One or more layer(s), min. 1.5-inch ACFoam II, ACFoam III, H-Shield or H-Shield CG	Polyset CRA	Min. 0.25-inch SECUROCK Gypsum-Fiber Roof Board	Polyset CRA	BP-AA, SBS-AA, SBS-TA or APP-TA	(Optional) BP-AA, SBS-AA, SBS-TA or APP-TA	SBS-AA, SBS-TA or APP-TA	-187.5
G-21.	Existing gypsum deck	Min. 1-inch ENRGY 3, H-Shield or H-Shield CG or min. 1.5-inch Multi-Max FA3 or Ultra-Max	Polyset CRA	Min. 0.25-inch SECUROCK Gypsum-Fiber Roof Board	Polyset CRA	BP-AA or SBS-AA	(Optional) BP-AA, SBS-AA, SBS-TA or APP-TA	SBS-AA, SBS-TA or APP-TA	-225.0
G-22.	Existing gypsum deck	Min. 1-inch ENRGY 3, H-Shield or H-Shield CG or min. 1.5-inch Multi-Max FA3 or Ultra-Max	Polyset CRA	Min. 0.25-inch SECUROCK Gypsum-Fiber Roof Board	Polyset CRA	SBS-TA or APP-TA	(Optional) SBS-TA or APP-TA	SBS-TA or APP-TA	-232.5
G-23.	Existing gypsum deck	Min. 1-inch ENRGY 3, H-Shield or H-Shield CG or min. 1.5-inch Multi-Max FA3 or Ultra-Max	Polyset CRA	Min. 0.25-inch DensDeck	Polyset CRA	BP-AA or SBS-AA	(Optional) BP-AA, SBS-AA, SBS-TA or APP-TA	SBS-AA, SBS-TA or APP-TA	-240.0

©NEMO. All rights reserved.

TABLE 14B: GYPSUM DECKS – REROOF (TEAR-OFF)
SYSTEM TYPE B-3: MECHANICALLY ATTACHED ANCHOR SHEET, BONDED INSULATION, BONDED ROOF COVER

SYSTEM NO.	DECK (4.1.2)	ANCHOR SHEET			BASE INSULATION LAYER		TOP INSULATION LAYER		ROOF COVER (3.1.4)			MDP (PSF)
		TYPE	FASTENER (3.1.1, 4.2.2)	ATTACH (3.1.3)	TYPE	ATTACH (3.1.3)	TYPE	ATTACH (3.1.3)	BASE	PLY	CAP	
HYBRID SYSTEMS:												
G-24.	Existing gypsum deck	TopShield PRO Glass Base, Flintlastic Base 20, All Weather/Empire Base Sheet, or Flintglas MS Cap (inverted)	Trufast Twin Loc-Nail Assembled Fastener (Field W/D > 80 lbf)	6-inch o.c. at the 4-inch lap and 10-inch o.c. in two (2), equally spaced, staggered center rows	Min. 1.5-inch ACFoam II, ENRGY 3 or Multi-Max FA3	Hot asphalt	None	N/A	SBS-SA-H	(Optional) SBS-AA, SBS-TA or APP-TA	SBS-AA, SBS-TA or APP-TA	-60.0
G-25.	Existing gypsum deck	TopShield PRO Glass Base, Flintlastic Base 20, All Weather/Empire Base Sheet, or Flintglas MS Cap (inverted)	Trufast Twin Loc-Nail Assembled Fastener (Field W/D > 69 lbf)	7-inch o.c. at the 4-inch lap and 7-inch o.c. in two (2), equally spaced, staggered center rows	Min. 1.5-inch ACFoam II, ENRGY 3 or Multi-Max FA3	Hot asphalt	None	N/A	SBS-SA-H	(Optional) SBS-AA, SBS-TA or APP-TA	SBS-AA, SBS-TA or APP-TA	-60.0
CONVENTIONAL SYSTEMS:												
G-26.	Existing gypsum deck	All Weather/Empire Base Sheet or Flintglas MS Cap (inverted)	Trufast FM-75 or FM-90 Base Sheet Fastener or Twin Loc-Nail Assembled Fastener (Field W/D > 100 lbf)	9-inch o.c. at the 4-inch lap and 18-inch o.c. in two (2), equally spaced, staggered center rows	(Optional) Min. 1.5-inch ACFoam II, ENRGY 3 or Multi-Max FA3	Hot asphalt	Min. 0.75-inch FescoBoard (homogeneous) or min. 0.5-inch Structodek High Density Fiberboard	Hot asphalt	BP-AA or SBS-AA	(Optional) BP-AA or SBS-AA	SBS-AA, SBS-TA or APP-TA	-45.0*
G-27.	Existing gypsum deck	TopShield PRO Glass Base, Flintlastic Base 20, All Weather/Empire Base Sheet, or Flintglas MS Cap (inverted)	Trufast Twin Loc-Nail Assembled Fastener (Field W/D > 80 lbf)	6-inch o.c. at the 4-inch lap and 10-inch o.c. in two (2), equally spaced, staggered center rows	Min. 1.5-inch ACFoam II, ENRGY 3 or Multi-Max FA3	Hot asphalt	Min. 0.75-inch FescoBoard (homogeneous) or min. 0.5-inch Structodek High Density Fiberboard	Hot asphalt	BP-AA or SBS-AA	(Optional) BP-AA or SBS-AA	SBS-AA, SBS-TA or APP-TA	-60.0
G-28.	Existing gypsum deck	TopShield PRO Glass Base, Flintlastic Base 20, All Weather/Empire Base Sheet or Flintglas MS Cap (inverted)	Trufast Twin Loc-Nail Assembled Fastener (Field W/D > 69 lbf)	7-inch o.c. at the 4-inch lap and 7-inch o.c. in two (2), equally spaced, staggered center rows	Min. 1.5-inch ACFoam II, ENRGY 3 or Multi-Max FA3	Hot asphalt	Min. 0.75-inch FescoBoard (homogeneous) or min. 0.5-inch Structodek High Density Fiberboard	Hot asphalt	BP-AA or SBS-AA	(Optional) BP-AA or SBS-AA	SBS-AA, SBS-TA or APP-TA	-60.0

©NEMO. All rights reserved.

TABLE 14C: GYPSUM DECKS – REROOF (TEAR-OFF)
SYSTEM TYPE C-1: MECHANICALLY ATTACHED INSULATION, BONDED ROOF COVER

SYSTEM NO.	DECK (4.1.2)	BASE INSULATION LAYER (3.1.2)	TOP INSULATION LAYER			ROOF COVER (3.1.4)			MDP (PSF)
			TYPE	FASTENER (3.1.1, 4.2.2)	ATTACH (3.1.3)	BASE	PLY	CAP	
G-29.	Existing gypsum deck	(Optional) One or more layers, any combination, loose laid	Min. 0.5-inch Structodek High Density Fiberboard Roof Insulation	OMG Polymer GypTec with Polymer GypTec Insulation Plate (Field W/D > 180 lbf)	1 per 2.0 ft²	BP-AA or SBS-AA	(Optional) BP-AA, SBS-AA, SBS-TA or APP-TA	SBS-AA, SBS-TA or APP-TA	-45.0*
G-30.	Existing gypsum deck	(Optional) One or more layers, any combination, loose laid	Min. 0.25-inch DensDeck or DensDeck Prime	OMG Polymer GypTec with Polymer GypTec Insulation Plate (Field W/D > 160 lbf)	1 per 1.8 ft²	BP-AA, SBS-AA, SBS-TA or APP-TA	(Optional) BP-AA, SBS-AA, SBS-TA or APP-TA	SBS-AA, SBS-TA or APP-TA	-45.0*
G-31.	Existing gypsum deck	(Optional) One or more layers, any combination, loose laid	Min. 0.5-inch Structodek High Density Fiberboard Roof Insulation	Trufast Twin Loc-Nail Assembled Fastener (Field W/D > 180 lbf)	1 per 2.0 ft²	BP-AA or SBS-AA	(Optional) BP-AA, SBS-AA, SBS-TA or APP-TA	SBS-AA, SBS-TA or APP-TA	-45.0*
G-32.	Existing gypsum deck	(Optional) One or more layers, any combination, loose laid	Min. 0.25-inch DensDeck or DensDeck Prime or SECUROCK Gypsum-Fiber Roof Board	Trufast Twin Loc-Nail Assembled Fastener (Field W/D > 180 lbf)	1 per 2.0 ft²	BP-AA, SBS-AA, SBS-TA or APP-TA	(Optional) BP-AA, SBS-AA, SBS-TA or APP-TA	SBS-AA, SBS-TA or APP-TA	-45.0*

TABLE 14D: GYPSUM DECKS – REROOF (TEAR-OFF)
SYSTEM TYPE E-2: NON-INSULATED, MECHANICALLY ATTACHED ANCHOR SHEET, BONDED ROOF COVER

SYSTEM NO.	DECK (4.1.2)	ANCHOR SHEET			ROOF COVER (3.1.4)		MDP (PSF)
		TYPE	FASTENER (3.1.1, 4.2.2)	SPACING	BASE	CAP	
SELF-ADHERING SYSTEMS:							
G-33.	Existing gypsum deck	TopShield PRO SA Nailbase	Trufast Twin Loc-Nail Assembled Fastener (Field W/D > 80 lbf)	6-inch o.c. at the 4-inch lap and 10-inch o.c. in two (2), equally spaced, staggered center rows	SBS-SA	SBS-SA	-60.0
G-34.	Existing gypsum deck	TopShield PRO SA Nailbase	Trufast Twin Loc-Nail Assembled Fastener (Field W/D > 88 lbf)	9-inch o.c. at the 4-inch lap and 9-inch o.c. in two (2), equally spaced, staggered center rows	SBS-SA	SBS-SA	-60.0
CONVENTIONAL SYSTEMS:							
G-35.	Existing gypsum deck	All Weather/Empire Base Sheet or Flintglas MS Cap (inverted)	Trufast FM-75 or FM-90 Base Sheet Fastener or Twin Loc-Nail Assembled Fastener (Field W/D > 100 lbf)	9-inch o.c. at the 4-inch lap and 18-inch o.c. in two (2), equally spaced, staggered center rows	BP-AA or SBS-AA	SBS-AA	-45.0*
G-36.	Existing gypsum deck	TopShield PRO Glass Base, Flintlastic Base 20, All Weather/Empire Base Sheet, or Flintglas MS Cap (inverted)	Trufast Twin Loc-Nail Assembled Fastener (Field W/D > 80 lbf)	6-inch o.c. at the 4-inch lap and 10-inch o.c. in two (2), equally spaced, staggered center rows	BP-AA or SBS-AA	SBS-AA, SBS-TA or APP-TA	-60.0
G-37.	Existing gypsum deck	TopShield PRO Glass Base, Flintlastic Base 20, All Weather/Empire Base Sheet, or Flintglas MS Cap (inverted)	Trufast Twin Loc-Nail Assembled Fastener (Field W/D > 100 lbf)	9-inch o.c. at the 4-inch lap and 9-inch o.c. in two (2), equally spaced, staggered center rows	BP-AA or SBS-AA	SBS-AA, SBS-TA or APP-TA	-67.5

©NEMO. All rights reserved.

TABLE 15A: RECOVER APPLICATIONS
SYSTEM TYPE A-1: BONDED INSULATION, BONDED ROOF COVER

[A] The reported MDP documents the allowable maximum design pressure of the new insulation and roof cover when installed atop the substrate, irrespective of the deck type (See 4.1.2) or performance of the substrate (See 4.2.2). The deck and substrate shall be capable of resisting the project design pressure requirements, not to exceed the noted MDP, to the satisfaction of the Authority Having Jurisdiction.

System No.	Substrate (4.1.2, 4.2.2)	Base Insulation Layer		Top Insulation Layer		Primer	Roof Cover (3.1.4)			MDP (PSF)
		Type	Attach (3.1.3)	Type	Attach (3.1.3)		Base	Ply	Cap	
Self-Adhering Systems:										
R-1.	Existing fully bonded BUR or modified bitumen roof cover	(Optional) Min. 1.5-inch ACFoam II, ENRGY 3, H-Shield or Multi-Max FA3	Hot asphalt	Min. 0.25-inch DensDeck	Hot asphalt	Tropical #410 Quick Dry	SBS-SA	(Optional) SBS-SA	SBS-SA	-105.0
R-2.	Existing fully bonded BUR or modified bitumen roof cover	(Optional) Min. 1.5-inch ACFoam II, ENRGY 3, H-Shield or Multi-Max FA3	Hot asphalt	Min. 0.25-inch SECUROCK Gypsum-Fiber Roof Board	Hot asphalt	None	SBS-SA	(Optional) SBS-SA	SBS-SA	-105.0
R-3.	Existing fully-bonded smooth- or granule-surface asphalt BUR or SBS modified bitumen or granule-surface APP modified bitumen	(Optional) Min. 1.5-inch ACFoam II or H-Shield	M-OSFA or M-PG-1	Min. 0.5-inch ACFoam-HD Coverboard or H-Shield HD	M-OSFA or M-PG-1	Tropical #410 Quick Dry	SBS-SA	(Optional) SBS-SA	SBS-SA	-97.5
R-4.	Existing fully-bonded smooth- or granule-surface asphalt BUR or SBS modified bitumen or granule-surface APP modified bitumen	(Optional) Min. 1.5-inch ACFoam II or H-Shield	M-OSFA or M-PG-1	Min. 2-inch H-Shield HD Composite CG	M-OSFA or M-PG-1	None	SBS-SA	(Optional) SBS-SA	SBS-SA	-142.5
R-5.	Existing fully-bonded smooth- or granule-surface asphalt BUR or SBS modified bitumen or granule-surface APP modified bitumen	(Optional) Min. 1.5-inch ACFoam II, ENRGY 3 or H-Shield	M-OSFA or M-PG-1	Min. 0.25-inch SECUROCK Gypsum-Fiber Roof Board	M-OSFA or M-PG-1	None	SBS-SA	(Optional) SBS-SA	SBS-SA	-172.5
R-6.	Existing fully-bonded smooth- or granule-surface asphalt BUR or SBS modified bitumen or granule-surface APP modified bitumen	(Optional) Min. 1.5-inch ACFoam II, ENRGY 3 or Multi-Max FA3	M-OSFA or M-PG-1	Min. 0.25-inch DensDeck	M-OSFA or M-PG-1	Tropical #410 Quick Dry	SBS-SA	(Optional) SBS-SA	SBS-SA	-192.5
R-7.	Existing fully-bonded smooth- or granule-surface asphalt BUR or SBS modified bitumen or granule-surface APP modified bitumen	(Optional) Min. 1.5-inch ACFoam II or H-Shield	M-OSFA or M-PG-1, 6-inch o.c.	Min. 0.5-inch ACFoam-HD Coverboard or H-Shield HD	M-OSFA or M-PG-1, 6-inch o.c.	Tropical #410 Quick Dry	SBS-SA	(Optional) SBS-SA	SBS-SA	-315.0
R-8.	Existing fully-bonded smooth- or granule-surface asphalt BUR or SBS modified bitumen or granule-surface APP modified bitumen	(Optional) Min. 1.5-inch ACFoam II or H-Shield	M-OSFA or M-PG-1, 6-inch o.c.	Min. 2-inch H-Shield HD Composite CG	M-OSFA or M-PG-1, 6-inch o.c.	None	SBS-SA	(Optional) SBS-SA	SBS-SA	-315.0

©NEMO. All rights reserved.

TABLE 15A: RECOVER APPLICATIONS
SYSTEM TYPE A-1: BONDED INSULATION, BONDED ROOF COVER

[A] The reported MDP documents the allowable maximum design pressure of the new insulation and roof cover when installed atop the substrate, irrespective of the deck type (See 4.1.2) or performance of the substrate (See 4.2.2). The deck and substrate shall be capable of resisting the project design pressure requirements, not to exceed the noted MDP, to the satisfaction of the Authority Having Jurisdiction.

System No.	Substrate (4.1.2, 4.2.2)	Base Insulation Layer		Top Insulation Layer		Primer	Roof Cover (3.1.4)			MDP (PSF)
		Type	Attach (3.1.3)	Type	Attach (3.1.3)		Base	Ply	Cap	
R-9.	Existing fully-bonded smooth- or granule-surface asphalt BUR or SBS modified bitumen or granule-surface APP modified bitumen	(Optional) Min. 1.5-inch ACFoam II or H-Shield	M-OSFA or M-PG-1, 6-inch o.c.	Min. 0.25-inch SECUROCK Gypsum-Fiber Roof Board	M-OSFA or M-PG-1, 6-inch o.c.	Tropical #410 Quick Dry	SBS-SA	(Optional) SBS-SA	SBS-SA	-315.0
R-10.	Existing fully-bonded smooth- or granule-surface asphalt BUR or SBS modified bitumen or granule-surface APP modified bitumen	(Optional) Min. 1.5-inch ACFoam II or H-Shield	M-PG1-EF-ECO	Min. 0.5-inch H-Shield HD	M-PG1-EF-ECO	Tropical #410 Quick Dry	SBS-SA	(Optional) SBS-SA	SBS-SA	-97.5
R-11.	Existing fully-bonded smooth- or granule-surface asphalt BUR or SBS modified bitumen or granule-surface APP modified bitumen	(Optional) Min. 1.5-inch ACFoam II or H-Shield	M-PG1-EF-ECO	Min. 2-inch H-Shield HD Composite CG	M-PG1-EF-ECO	None	SBS-SA	(Optional) SBS-SA	SBS-SA	-142.5
R-12.	Existing fully-bonded smooth- or granule-surface asphalt BUR or SBS modified bitumen or granule-surface APP modified bitumen	(Optional) Min. 1.5-inch ACFoam II, ENRGY 3 or H-Shield	M-PG1-EF-ECO	Min. 0.25-inch SECUROCK Gypsum-Fiber Roof Board	M-PG1-EF-ECO	None	SBS-SA	(Optional) SBS-SA	SBS-SA	-172.5
R-13.	Existing fully bonded BUR or modified bitumen roof cover	(Optional) Min. 1.5-inch ACFoam II or ENRGY 3	OB500	Min. 0.25-inch DensDeck	OB500	Tropical #410 Quick Dry	SBS-SA	(Optional) SBS-SA	SBS-SA	-120.0
R-14.	Existing fully bonded BUR or modified bitumen roof cover	(Optional) Min. 1.5-inch ACFoam II or ENRGY 3	OB500	Min. 0.25-inch SECUROCK Gypsum-Fiber Roof Board	OB500	None	SBS-SA	(Optional) SBS-SA	SBS-SA	-120.0
R-15.	Existing fully-bonded smooth- or granule-surface asphalt BUR or granule-surface modified bitumen	(Optional) Min. 1.5-inch ACFoam II or H-Shield	Polyset BM	Min. 0.25-inch SECUROCK Gypsum-Fiber Roof Board	Polyset BM	None	SBS-SA	(Optional) SBS-SA	SBS-SA	-172.5
R-16.	Existing fully-bonded smooth- or granule-surface asphalt BUR or granule-surface modified bitumen	(Optional) Min. 1.5-inch ACFoam II or H-Shield	Polyset BM	Min. 0.25-inch DensDeck	Polyset BM	Tropical #410 Quick Dry	SBS-SA	(Optional) SBS-SA	SBS-SA	-192.5
R-17.	Existing fully-bonded smooth- or granule-surface asphalt BUR or SBS modified bitumen or granule-surface APP modified bitumen	(Optional) Min. 1.5-inch ACFoam II or H-Shield	Polyset CRA	Min. 0.25-inch SECUROCK Gypsum-Fiber Roof Board	Polyset CRA	None	SBS-SA	(Optional) SBS-SA	SBS-SA	-172.5

©NEMO. All rights reserved.

TABLE 15A: RECOVER APPLICATIONS
SYSTEM TYPE A-1: BONDED INSULATION, BONDED ROOF COVER

[A] The reported MDP documents the allowable maximum design pressure of the new insulation and roof cover when installed atop the substrate, irrespective of the deck type (See 4.1.2) or performance of the substrate (See 4.2.2). The deck and substrate shall be capable of resisting the project design pressure requirements, not to exceed the noted MDP, to the satisfaction of the Authority Having Jurisdiction.

System No.	Substrate (4.1.2, 4.2.2)	Base Insulation Layer		Top Insulation Layer		Primer	Roof Cover (3.1.4)			MDP (psf)
		Type	Attach (3.1.3)	Type	Attach (3.1.3)		Base	Ply	Cap	
R-18.	Existing fully-bonded smooth- or granule-surface asphalt BUR or SBS modified bitumen or granule-surface APP modified bitumen	(Optional) Min. 1.5-inch ACFoam II or H-Shield	Polyset CRA	Min. 0.25-inch DensDeck	Polyset CRA	Tropical #410 Quick Dry	SBS-SA	(Optional) SBS-SA	SBS-SA	-192.5
Hybrid Systems:										
R-19.	Existing fully bonded BUR or modified bitumen roof cover	(Optional) Min. 1.5-inch ACFoam II, ENRGY 3, H-Shield or Multi-Max FA3	Hot asphalt	Min. 0.25-inch SECUROCK Gypsum-Fiber Roof Board	Hot asphalt	None	SBS-SA-H	(Optional) SBS-AA, SBS-TA or APP-TA	SBS-AA, SBS-TA or APP-TA	-105.0
R-20.	Existing fully-bonded smooth- or granule-surface asphalt BUR or SBS modified bitumen or granule-surface APP modified bitumen	(Optional) Min. 1.5-inch ACFoam II or H-Shield	M-OSFA or M-PG-1	Min. 0.5-inch ACFoam-HD CoverBoard or H-Shield HD	M-OSFA or M-PG-1	None	SBS-SA-H	(Optional) SBS-AA, SBS-TA or APP-TA	SBS-AA, SBS-TA or APP-TA	-97.5
R-21.	Existing fully-bonded smooth- or granule-surface asphalt BUR or SBS modified bitumen or granule-surface APP modified bitumen	(Optional) Min. 1.5-inch ACFoam II or H-Shield	M-OSFA or M-PG-1	Min. 2-inch H-Shield HD Composite CG	M-OSFA or M-PG-1	None	SBS-SA-H	(Optional) SBS-AA, SBS-TA or APP-TA	SBS-AA, SBS-TA or APP-TA	-142.5
R-22.	Existing fully-bonded smooth- or granule-surface asphalt BUR or SBS modified bitumen or granule-surface APP modified bitumen	Min. 1.5-inch ACFoam II or H-Shield	M-OSFA or M-PG-1	(Optional) Additional layer(s) base insulation	M-OSFA or M-PG-1	None	SBS-SA-H	(Optional) SBS-AA, SBS-TA or APP-TA	SBS-AA, SBS-TA or APP-TA	-210.0
R-23.	Existing fully-bonded smooth- or granule-surface asphalt BUR or SBS modified bitumen or granule-surface APP modified bitumen	(Optional) Min. 1.5-inch ACFoam II or H-Shield	M-OSFA or M-PG-1	Min. 0.25-inch SECUROCK Gypsum-Fiber Roof Board	M-OSFA or M-PG-1	None	SBS-SA-H	(Optional) SBS-AA, SBS-TA or APP-TA	SBS-AA, SBS-TA or APP-TA	-210.0
R-24.	Existing fully-bonded smooth- or granule-surface asphalt BUR or SBS modified bitumen or granule-surface APP modified bitumen	(Optional) Min. 1.5-inch ACFoam II or H-Shield	M-OSFA or M-PG-1, 6-inch o.c.	Min. 0.25-inch DensDeck Prime or SECUROCK Gypsum-Fiber Roof Board or min. 0.5-inch ACFoam-HD CoverBoard or H-Shield HD	M-OSFA or M-PG-1, 6-inch o.c.	None	SBS-SA-H	(Optional) SBS-AA, SBS-TA or APP-TA	SBS-AA, SBS-TA or APP-TA	-315.0
R-25.	Existing fully-bonded smooth- or granule-surface asphalt BUR or SBS modified bitumen or granule-surface APP modified bitumen	(Optional) Min. 1.5-inch ACFoam II or H-Shield	M-OSFA or M-PG-1, 6-inch o.c.	Min. 2-inch H-Shield HD Composite CG	M-OSFA or M-PG-1, 6-inch o.c.	None	SBS-SA-H	(Optional) SBS-AA, SBS-TA or APP-TA	SBS-AA, SBS-TA or APP-TA	-315.0

©NEMO. All rights reserved.

TABLE 15A: RECOVER APPLICATIONS
SYSTEM TYPE A-1: BONDED INSULATION, BONDED ROOF COVER

[A] The reported MDP documents the allowable maximum design pressure of the new insulation and roof cover when installed atop the substrate, irrespective of the deck type (See 4.1.2) or performance of the substrate (See 4.2.2). The deck and substrate shall be capable of resisting the project design pressure requirements, not to exceed the noted MDP, to the satisfaction of the Authority Having Jurisdiction.

System No.	Substrate (4.1.2, 4.2.2)	Base Insulation Layer		Top Insulation Layer		Primer	Roof Cover (3.1.4)			MDP (PSF)
		Type	Attach (3.1.3)	Type	Attach (3.1.3)		Base	Ply	Cap	
R-26.	Existing fully-bonded smooth- or granule-surface asphalt BUR or SBS modified bitumen or granule-surface APP modified bitumen	(Optional) Min. 1.5-inch ACFoam II or H-Shield	M-PG1-EF-ECO	Min. 0.5-inch H-Shield HD	M-PG1-EF-ECO	None	SBS-SA-H	(Optional) SBS-AA, SBS-TA or APP-TA	SBS-AA, SBS-TA or APP-TA	-97.5
R-27.	Existing fully-bonded smooth- or granule-surface asphalt BUR or SBS modified bitumen or granule-surface APP modified bitumen	(Optional) Min. 1.5-inch ACFoam II or H-Shield	M-PG1-EF-ECO	Min. 2-inch H-Shield HD Composite CG	M-PG1-EF-ECO	None	SBS-SA-H	(Optional) SBS-AA, SBS-TA or APP-TA	SBS-AA, SBS-TA or APP-TA	-142.5
R-28.	Existing fully-bonded smooth- or granule-surface asphalt BUR or SBS modified bitumen or granule-surface APP modified bitumen	Min. 1.5-inch ACFoam II or H-Shield	M-PG1-EF-ECO	(Optional) Additional layer(s) base insulation	M-PG1-EF-ECO	None	SBS-SA-H	(Optional) SBS-AA, SBS-TA or APP-TA	SBS-AA, SBS-TA or APP-TA	-210.0
R-29.	Existing fully-bonded smooth- or granule-surface asphalt BUR or SBS modified bitumen or granule-surface APP modified bitumen	(Optional) Min. 1.5-inch ACFoam II or H-Shield	M-PG1-EF-ECO	Min. 0.25-inch SECUROCK Gypsum-Fiber Roof Board	M-PG1-EF-ECO	None	SBS-SA-H	(Optional) SBS-AA, SBS-TA or APP-TA	SBS-AA, SBS-TA or APP-TA	-210.0
R-30.	Existing fully bonded, smooth- or granule-surface BUR or modified bitumen	(Optional) Min. 1.5-inch ACFoam II or ENRGY 3	OB500	Min. 0.25-inch SECUROCK Gypsum-Fiber Roof Board	OB500	None	SBS-SA-H	(Optional) SBS-AA, SBS-TA or APP-TA	SBS-AA, SBS-TA or APP-TA	-120.0
R-31.	Existing fully-bonded smooth- or granule-surface asphalt BUR or granule-surface modified bitumen	Min. 1.5-inch ACFoam II or H-Shield	Polyset BM	(Optional) Additional layer(s) base insulation	Polyset BM	None	SBS-SA-H	(Optional) SBS-AA, SBS-TA or APP-TA	SBS-AA, SBS-TA or APP-TA	-195.0
R-32.	Existing fully-bonded smooth- or granule-surface asphalt BUR or granule-surface modified bitumen	(Optional0 Min. 1.5-inch ACFoam II or H-Shield	Polyset BM	Min. 0.25-inch SECUROCK Gypsum-Fiber Roof Board	Polyset BM	None	SBS-SA-H	(Optional) SBS-AA, SBS-TA or APP-TA	SBS-AA, SBS-TA or APP-TA	-195.0
R-33.	Existing fully-bonded smooth- or granule-surface asphalt BUR or SBS modified bitumen or granule-surface APP modified bitumen	Min. 1.5-inch ACFoam II or H-Shield	Polyset CRA	(Optional) Additional layer(s) base insulation	Polyset CRA	None	SBS-SA-H	(Optional) SBS-AA, SBS-TA or APP-TA	SBS-AA, SBS-TA or APP-TA	-222.5
R-34.	Existing fully-bonded smooth- or granule-surface asphalt BUR or SBS modified bitumen or granule-surface APP modified bitumen	(Optional) Min. 1.5-inch ACFoam II or H-Shield	Polyset CRA	Min. 0.25-inch SECUROCK Gypsum-Fiber Roof Board	Polyset CRA	None	SBS-SA-H	(Optional) SBS-AA, SBS-TA or APP-TA	SBS-AA, SBS-TA or APP-TA	-217.5

©NEMO. All rights reserved.

TABLE 15A: RECOVER APPLICATIONS
SYSTEM TYPE A-1: BONDED INSULATION, BONDED ROOF COVER

[A] The reported MDP documents the allowable maximum design pressure of the new insulation and roof cover when installed atop the substrate, irrespective of the deck type (See 4.1.2) or performance of the substrate (See 4.2.2). The deck and substrate shall be capable of resisting the project design pressure requirements, not to exceed the noted MDP, to the satisfaction of the Authority Having Jurisdiction.

System No.	Substrate (4.1.2, 4.2.2)	Base Insulation Layer		Top Insulation Layer		Primer	Roof Cover (3.1.4)			MDP (psf)
		Type	Attach (3.1.3)	Type	Attach (3.1.3)		Base	Ply	Cap	
Conventional Systems:										
R-35.	Existing fully bonded BUR or modified bitumen roof cover	(Optional) Min. 1.5-inch ACFoam II, ENRGY 3, H-Shield or Multi-Max FA3	hot asphalt	Min. 0.5-inch Structodek High Density Fiberboard, Min. 0.75-inch FescoBoard (homogeneous) or Min. 0.5-inch DuraBoard (homogeneous)	hot asphalt	None	BP-AA or SBS-AA	(Optional) BP-AA, SBS-AA, SBS-TA or APP-TA	SBS-AA, SBS-TA or APP-TA	-105.0
R-36.	Existing fully bonded BUR or modified bitumen roof cover	(Optional) Min. 1.5-inch ACFoam II, ENRGY 3, H-Shield or Multi-Max FA3	Hot asphalt	0.25-inch DensDeck, DensDeck Prime or SECUROCK Gypsum-Fiber Roof Board	Hot asphalt	None	BP-AA, SBS-AA, SBS-TA or APP-TA	(Optional) BP-AA, SBS-AA, SBS-TA or APP-TA	SBS-AA, SBS-TA or APP-TA	-105.0
R-37.	Existing fully-bonded smooth- or granule-surface asphalt BUR or SBS modified bitumen or granule-surface APP modified bitumen	(Optional) Min. 1.5-inch ACFoam II, ENRGY 3 or H-Shield	M-OSFA or M-PG-1	Min. 0.5-inch Structodek High Density Fiberboard	M-OSFA or M-PG-1	None	BP-AA or SBS-AA	(Optional) BP-AA, SBS-AA, SBS-TA or APP-TA	SBS-AA, SBS-TA or APP-TA	-165.0
R-38.	Existing fully-bonded smooth- or granule-surface asphalt BUR or SBS modified bitumen or granule-surface APP modified bitumen	(Optional) Min. 1.5-inch ACFoam II, ENRGY 3 or H-Shield	M-OSFA or M-PG-1	Min. 0.25-inch DensDeck	M-OSFA or M-PG-1	None	BP-AA or SBS-AA	(Optional) BP-AA, SBS-AA, SBS-TA or APP-TA	SBS-AA, SBS-TA or APP-TA	-210.0
R-39.	Existing fully-bonded smooth- or granule-surface asphalt BUR or SBS modified bitumen or granule-surface APP modified bitumen	(Optional) Min. 1.5-inch ACFoam II or H-Shield	M-OSFA or M-PG-1	Min. 0.25-inch DensDeck Prime	M-OSFA or M-PG-1	None	BP-AA, SBS-AA, SBS-TA	(Optional) BP-AA, SBS-AA or SBS-TA	SBS-AA	-210.0
R-40.	Existing fully-bonded smooth- or granule-surface asphalt BUR or SBS modified bitumen or granule-surface APP modified bitumen	(Optional) Min. 2-inch ACFoam II, ENRGY 3 or H-Shield	M-OSFA or M-PG-1	Min. 0.25-inch SECUROCK Gypsum-Fiber Roof Board	M-OSFA or M-PG-1	None	BP-AA, SBS-AA, SBS-TA or APP-TA	(Optional) BP-AA, SBS-AA, SBS-TA or APP-TA	SBS-AA, SBS-TA or APP-TA	-210.0
R-41.	Existing fully-bonded smooth- or granule-surface asphalt BUR or SBS modified bitumen or granule-surface APP modified bitumen	(Optional) Min. 1.5-inch ACFoam II or H-Shield	M-OSFA or M-PG-1, 6-inch o.c.	Min. 0.25-inch DensDeck Prime or SECUROCK Gypsum-Fiber Roof Board	M-OSFA or M-PG-1, 6-inch o.c.	None	SBS-AA or SBS-TA	(Optional) SBS-AA or SBS-TA	SBS-AA	-315.0
R-42.	Existing fully-bonded smooth- or granule-surface asphalt BUR or SBS modified bitumen or granule-surface APP modified bitumen	(Optional) Min. 1.5-inch ACFoam II or H-Shield	M-OSFA or M-PG-1, 6-inch o.c.	Min. 0.25-inch DensDeck Prime or SECUROCK Gypsum-Fiber Roof Board	M-OSFA or M-PG-1, 6-inch o.c.	None	TopShield PRO APP-S	(Optional) APP-TA	APP-TA	-315.0

©NEMO. All rights reserved.

TABLE 15A: RECOVER APPLICATIONS
SYSTEM TYPE A-1: BONDED INSULATION, BONDED ROOF COVER

[A] The reported MDP documents the allowable maximum design pressure of the new insulation and roof cover when installed atop the substrate, irrespective of the deck type (See 4.1.2) or performance of the substrate (See 4.2.2). The deck and substrate shall be capable of resisting the project design pressure requirements, not to exceed the noted MDP, to the satisfaction of the Authority Having Jurisdiction.

System No.	Substrate (4.1.2, 4.2.2)	Base Insulation Layer		Top Insulation Layer		Primer	Roof Cover (3.1.4)			MDP (psf)
		Type	Attach (3.1.3)	Type	Attach (3.1.3)		Base	Ply	Cap	
R-43.	Existing fully-bonded smooth- or granule-surface asphalt BUR or SBS modified bitumen or granule-surface APP modified bitumen	(Optional) Min. 1.5-inch ACFoam II or H-Shield	M-PG1-EF-ECO	Min. 0.25-inch DensDeck Prime	M-PG1-EF-ECO	None	BP-AA, SBS-AA, SBS-TA	(Optional) BP-AA, SBS-AA or SBS-TA	SBS-AA	-210.0
R-44.	Existing fully-bonded smooth- or granule-surface asphalt BUR or SBS modified bitumen or granule-surface APP modified bitumen	(Optional) Min. 2-inch ACFoam II, ENRGY 3 or H-Shield	M-PG1-EF-ECO	Min. 0.25-inch SECUROCK Gypsum-Fiber Roof Board	M-PG1-EF-ECO	None	BP-AA, SBS-AA, SBS-TA or APP-TA	(Optional) BP-AA, SBS-AA, SBS-TA or APP-TA	SBS-AA, SBS-TA or APP-TA	-210.0
R-45.	Existing fully bonded BUR or modified bitumen roof cover	(Optional) Min. 1.5-inch ACFoam II, ENRGY 3 or H-Shield	OB500	Min. 0.5-inch Structodek High Density Fiberboard	OB500	None	BP-AA or SBS-AA	(Optional) BP-AA, SBS-AA, SBS-TA or APP-TA	SBS-AA, SBS-TA or APP-TA	-120.0
R-46.	Existing fully bonded BUR or modified bitumen roof cover	(Optional) Min. 1.5-inch ACFoam II, ENRGY 3 or H-Shield	OB500	Min. 0.25-inch DensDeck, DensDeck Prime or SECUROCK Gypsum-Fiber Roof Board	OB500	None	BP-AA, SBS-AA, SBS-TA or APP-TA	(Optional) BP-AA, SBS-AA, SBS-TA or APP-TA	SBS-AA, SBS-TA or APP-TA	-120.0
R-47.	Existing fully-bonded smooth- or granule-surface asphalt BUR or granule-surface modified bitumen	(Optional) Min. 1.5-inch ACFoam II or H-Shield	Polyset BM	Min. 0.25-inch DensDeck	Polyset BM	None	BP-AA or SBS-AA	(Optional) BP-AA, SBS-AA, SBS-TA or APP-TA	SBS-AA, SBS-TA or APP-TA	-195.0
R-48.	Existing fully-bonded smooth- or granule-surface asphalt BUR or granule-surface modified bitumen	(Optional) Min. 1.5-inch ACFoam II or H-Shield	Polyset BM	Min. 0.25-inch SECUROCK Gypsum-Fiber Roof Board	Polyset BM	None	BP-AA, SBS-AA, SBS-TA or APP-TA	(Optional) BP-AA, SBS-AA, SBS-TA or APP-TA	SBS-AA, SBS-TA or APP-TA	-195.0
R-49.	Existing fully-bonded smooth- or granule-surface asphalt BUR or SBS modified bitumen or granule-surface APP modified bitumen	Min. 1.5-inch ACFoam II or H-Shield	Polyset CRA	Min. 0.5-inch Structodek High Density Fiberboard	Polyset CRA	None	BP-AA or SBS-AA	(Optional) BP-AA, SBS-AA, SBS-TA or APP-TA	SBS-AA, SBS-TA or APP-TA	-180.0
R-50.	Existing fully-bonded smooth- or granule-surface asphalt BUR or SBS modified bitumen or granule-surface APP modified bitumen	(Optional) Min. 1.5-inch ACFoam II or H-Shield	Polyset CRA	Min. 0.25-inch DensDeck	Polyset CRA	None	BP-AA or SBS-AA	(Optional) BP-AA, SBS-AA, SBS-TA or APP-TA	SBS-AA, SBS-TA or APP-TA	-222.5
R-51.	Existing fully-bonded smooth- or granule-surface asphalt BUR or SBS modified bitumen or granule-surface APP modified bitumen	(Optional) Min. 1.5-inch ACFoam II or H-Shield	Polyset CRA	Min. 0.25-inch SECUROCK Gypsum-Fiber Roof Board	Polyset CRA	None	BP-AA, SBS-AA, SBS-TA or APP-TA	(Optional) BP-AA, SBS-AA, SBS-TA or APP-TA	SBS-AA, SBS-TA or APP-TA	-222.5

©NEMO. All rights reserved.