

s:\projects\andersen windows\Tbc-22-1153.1 - fbc submittal - rba coastal series cs, aw, fcs.dwg(jawd321.dwg 12/16/2022 11:18 AM

# ANDERSEN CORPORATION

## COASTAL SERIES FIXED CASEMENT WINDOW

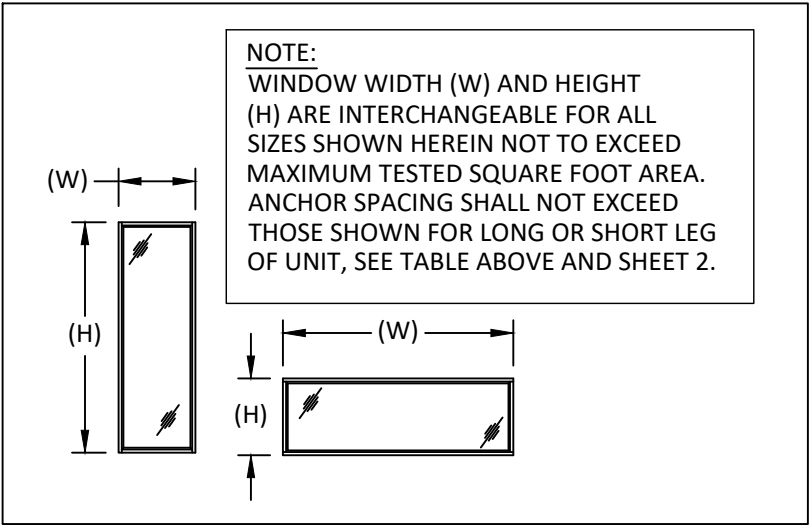
### (HVHZ) (IMPACT)

GENERAL NOTES:

- THE PRODUCT SHOWN HEREIN IS DESIGNED AND MANUFACTURED TO COMPLY WITH THE CURRENT EDITION FLORIDA BUILDING CODE (FBC), INCLUDING HVHZ AND HAS BEEN EVALUATED ACCORDING TO THE FOLLOWING:
  - AAMA/WDMA/CSA 101/I.S.2/A440-11/17
  - ASTM E1886-13
  - ASTM E1996-17
  - TAS 201-94
  - TAS 202-94
  - TAS 203-94
- ADEQUACY OF THE EXISTING STRUCTURAL CONCRETE/MASONRY, 2X FRAMING, AND METAL FRAMING AS A MAIN WIND FORCE RESISTING SYSTEM CAPABLE OF WITHSTANDING AND TRANSFERRING APPLIED PRODUCT LOADS TO THE FOUNDATION IS THE RESPONSIBILITY OF THE ENGINEER OR ARCHITECT OF RECORD FOR THE PROJECT OF INSTALLATION.
- 1X AND 2X BUCKS (WHEN USED) SHALL BE DESIGNED AND ANCHORED TO PROPERLY TRANSFER ALL LOADS TO THE STRUCTURE. BUCK DESIGN AND INSTALLATION IS THE RESPONSIBILITY OF THE ENGINEER OR ARCHITECT OF RECORD FOR THE PROJECT OF INSTALLATION.
- INSTALL INDIVIDUAL INSTALLATION ANCHORS WITHIN A TOLERANCE OF ±1/4 INCH OF THE DEPICTED LOCATION IN THE ANCHOR LAYOUT DETAIL (I.E., WITHOUT CONSIDERATION OF TOLERANCES). TOLERANCES ARE NOT CUMULATIVE FROM ONE INSTALLATION ANCHOR TO THE NEXT.
- THE INSTALLATION DETAILS DESCRIBED HEREIN ARE GENERIC AND MAY NOT REFLECT ACTUAL CONDITIONS FOR A SPECIFIC SITE. IF SITE CONDITIONS CAUSE INSTALLATION TO DEVIATE FROM THE REQUIREMENTS DETAILED HEREIN, A LICENSED ENGINEER OR ARCHITECT SHALL PREPARE SITE SPECIFIC DOCUMENTS FOR USE WITH THIS DOCUMENT.
- APPROVED IMPACT PROTECTIVE SYSTEM **IS NOT REQUIRED** ON THIS PRODUCT IN AREAS REQUIRING IMPACT RESISTANCE.
- WINDOW FRAME MATERIAL: FIBREX & PVC
- GLASS MEETS THE REQUIREMENTS OF ASTM E 1300 GLASS CHARTS. SEE SHEET 1 FOR GLAZING DETAILS.
- CUSTOM SIZES AVAILABLE UPON REQUEST. CUSTOM DESIGN PRESSURE WILL BE ASSIGNED EQUAL TO NEXT LARGER STANDARD SIZE.

| TABLE OF CONTENTS |   |
|-------------------|---|
| SHEET             | SHEET DESCRIPTION                           |
| 1                 | GENERAL NOTES                               |
| 2                 | GLAZING DETAILS                             |
| 3                 | ELEVATION, ANCHOR LAYOUTS, & ASSEMBLY NOTES |
| 4                 | VERTICAL SECTIONS                           |
| 5                 | HORIZONTAL SECTIONS                         |
| 6                 | ANCHOR DETAILS AND INSTALLATION NOTES       |

| DESIGN PRESSURE RATING (PSF) |             |              |       |       |                                |
|------------------------------|-------------|--------------|-------|-------|--------------------------------|
| CONFIGURATION                | WIDTH (IN.) | HEIGHT (IN.) | POS.  | NEG.  | MISSILE IMPACT RATING          |
| O                            | 28.00       | 80.00        | 60.00 | 70.00 | LARGE AND SMALL MISSILE IMPACT |
| O                            | 40.00       | 68.00        |       |       |                                |
| O                            | 44.00       | 64.00        |       |       |                                |
| O                            | 50.00       | 57.00        |       |       |                                |
| O                            | 52.00       | 64.00        |       |       |                                |
| O                            | 62.00       | 52.00        |       |       |                                |
| O                            | 64.00       | 52.00        |       |       |                                |



100 FOURTH AVE. NORTH  
BAYPORT, MN 55003-1096  
PH: (651) 264-5150 FX: (651) 264-5485

TITLE: RENEWAL by ANDERSEN  
COASTAL SERIES  
FIXED CASEMENT WINDOW  
(HVHZ) (IMPACT)

GENERAL NOTES


PREPARED BY: BUILDING DROPS, INC.

398 E. DANIA BEACH BLVD., STE. 338  
DANIA BEACH, FL 33004  
PH: (954) 399-8478  
FAX: (954) 744-4738  
WEB: www.buildingdrops.com



| REMARKS      | BY | DATE     |
|--------------|----|----------|
| GLASS UPDATE | SH | 12.16.22 |
|              |    |          |
|              |    |          |
|              |    |          |

THE INSTALLATION DETAILS DESCRIBED HEREIN ARE GENERIC AND MAY NOT REFLECT ACTUAL CONDITIONS FOR A SPECIFIC SITE. IF SITE CONDITIONS CAUSE INSTALLATION TO DEVIATE FROM THE REQUIREMENTS DETAILED HEREIN, A LICENSED ENGINEER OR ARCHITECT SHALL PREPARE SITE SPECIFIC DOCUMENTS FOR USE WITH THIS DOCUMENT.



FL #: **FL19562**

DATE: **09.13.2022**

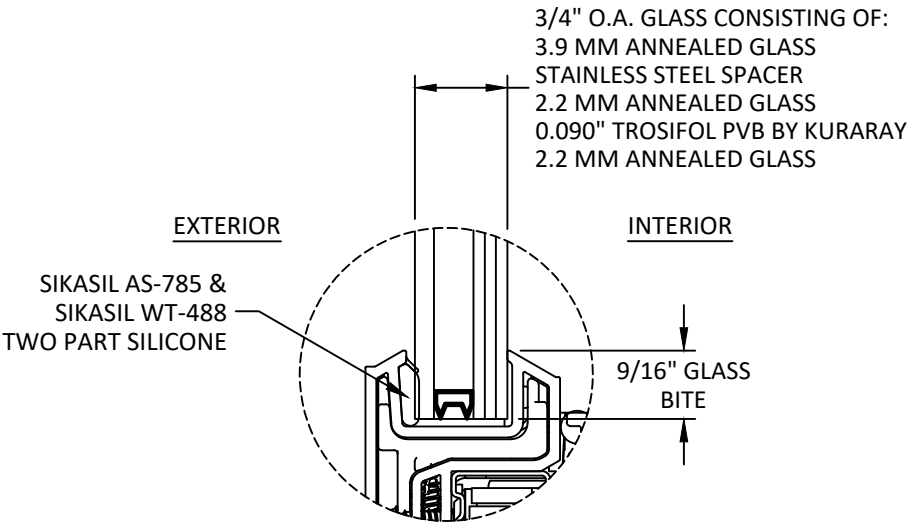
|                    |                     |
|--------------------|---------------------|
| DWG. BY: <b>SH</b> | CHK. BY: <b>HFN</b> |
|--------------------|---------------------|

SCALE: **NTS**

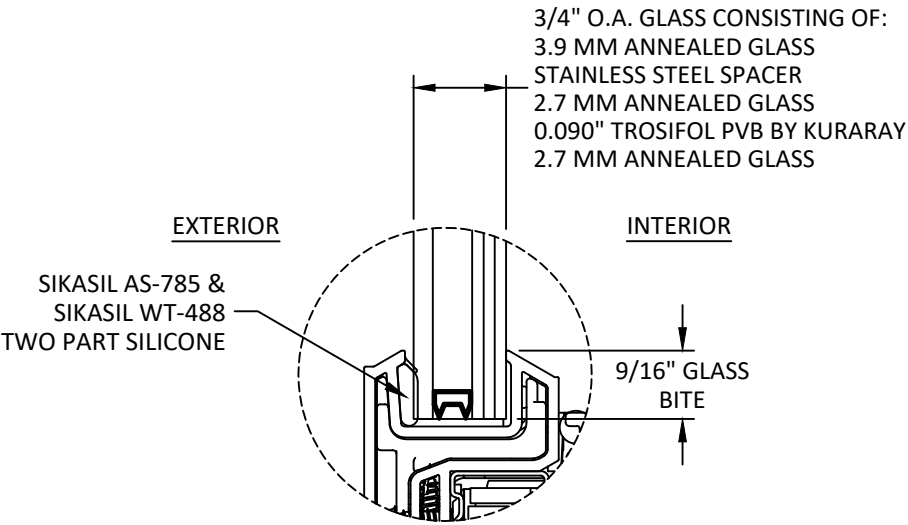
DWG. #: **AWD321**

SHEET: **1** OF 6

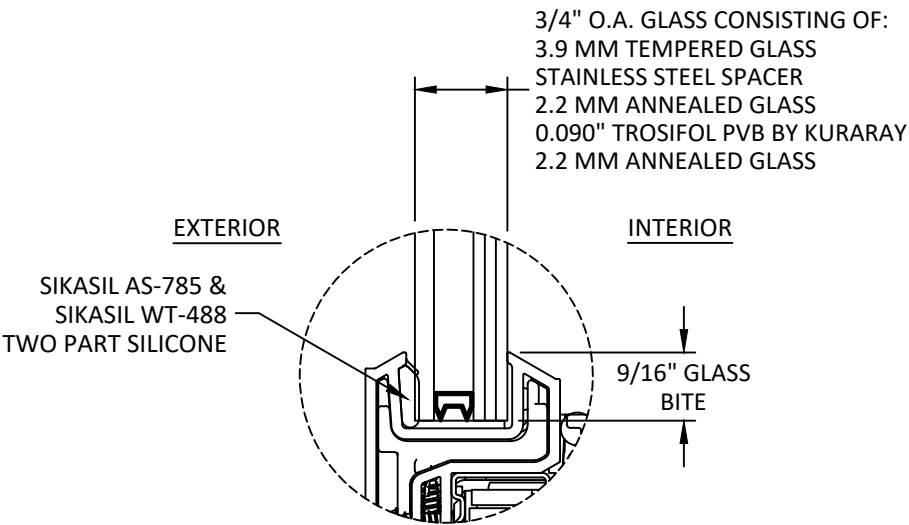
s:\projects\anderson windows\fb-22-1153.1 - fbc submittal - rba coastal series cs, aw, fcs.dwg 12/16/2022 11:18 AM



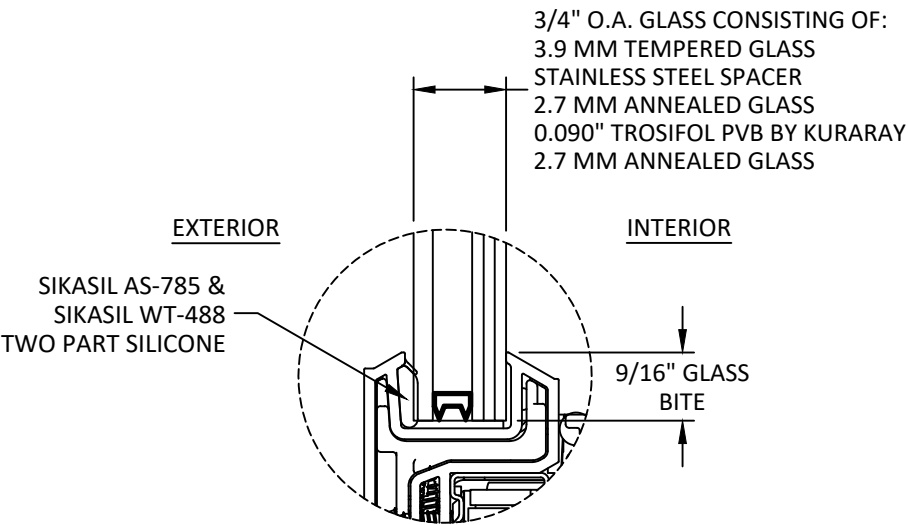
GLAZING DETAIL 1



GLAZING DETAIL 2



GLAZING DETAIL 3



GLAZING DETAIL 4

- GLAZING NOTES:
1. GLASS TYPE & THICKNESS COMPLIES WITH ASTM E1300 REQUIREMENTS. PER THE FBC TEMPER AND SAFETY GLAZING REQUIREMENTS SHALL BE REVIEWED ON A SITE SPECIFIC BASIS.
  2. SETTING BLOCK DUROMETER HARDNESS OF 70-90 (SHORE A) AS REFERENCED IN FBC CHAPTER 24.
  3. SETTING BLOCKS TO BE LOCATED AT 1/4 SPAN LENGTH FOR GLASS WIDER THAN 36" AS PER FBC CHAPTER 24.
  4. D.L.O. AND DESIGN PRESSURES MAY NOT EXCEED MAX VALUES IN SHOWN HEREIN.



100 FOURTH AVE. NORTH  
BAYPORT, MN 55003-1096  
PH: (651) 264-5150 FX: (651) 264-5485

TITLE: RENEWAL by ANDERSEN  
COASTAL SERIES  
FIXED CASEMENT WINDOW  
(HVHZ) (IMPACT)

GLAZING DETAILS


PREPARED BY: BUILDING DROPS, INC.

398 E. DANIA BEACH BLVD., STE. 338  
DANIA BEACH, FL 33004  
PH: (954) 399-8478  
FAX: (954) 744-4738  
WEB: www.buildingdrops.com



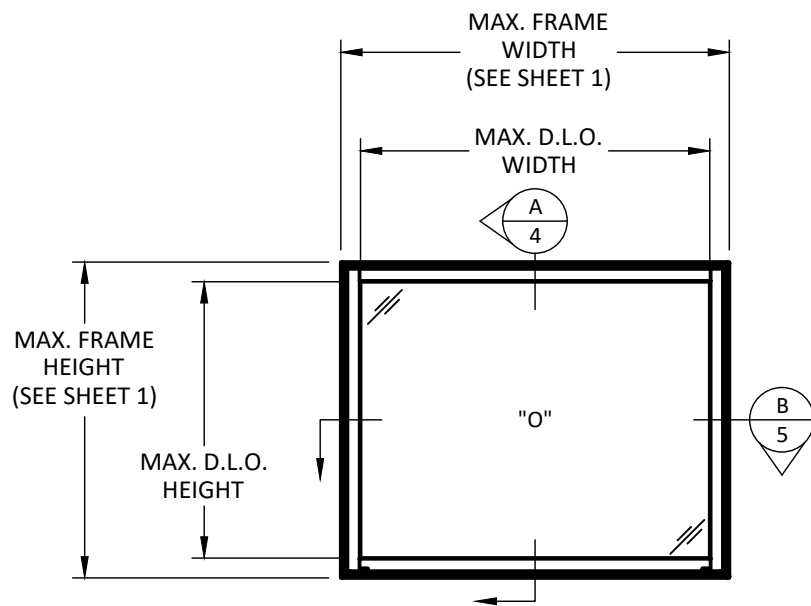
| REMARKS      | BY | DATE     |
|--------------|----|----------|
| GLASS UPDATE | SH | 12.16.22 |
|              |    |          |
|              |    |          |
|              |    |          |

THE INSTALLATION DETAILS DESCRIBED HEREIN ARE GENERIC AND MAY NOT REFLECT ACTUAL CONDITIONS FOR A SPECIFIC SITE. IF SITE CONDITIONS CAUSE INSTALLATION TO DEVIATE FROM THE REQUIREMENTS DETAILED HEREIN, A LICENSED ENGINEER OR ARCHITECT SHALL PREPARE SITE SPECIFIC DOCUMENTS FOR USE WITH THIS DOCUMENT.



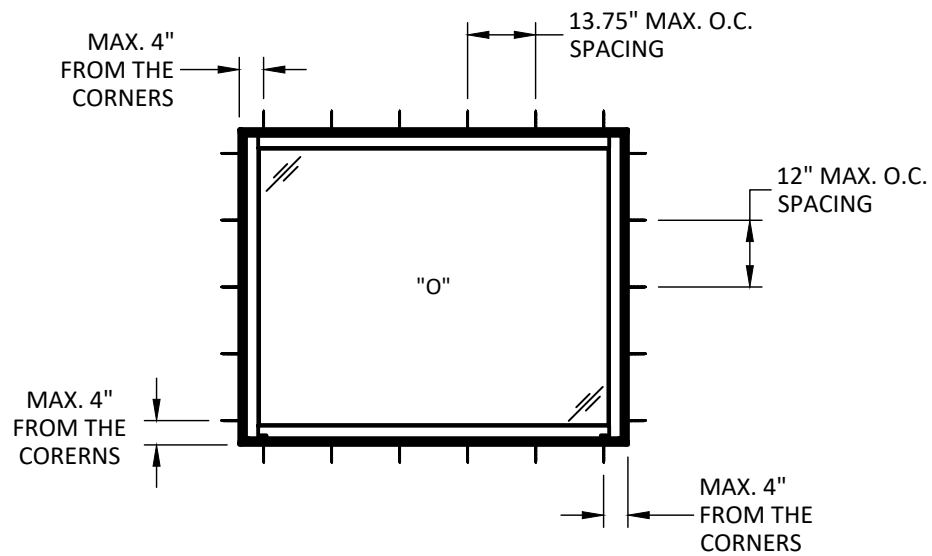
|          |            |
|----------|------------|
| FL #:    | FL19562    |
| DATE:    | 09.13.2022 |
| DWG. BY: | CHK. BY:   |
| SH       | HFN        |
| SCALE:   | NTS        |
| DWG. #:  | AWD321     |
| SHEET:   | 2          |
|          | OF 6       |

12/16/2022 11:18 AM  
s:\projects\andersen windows\Tbc-22-1153.1 - fbc submittal - rba coastal series cs, aw, fcs\dwgs\awd321.dwg



## ELEVATION

D.L.O. HEIGHT = FRAME HEIGHT - 6.5"  
D.L.O. WIDTH = FRAME WIDTH - 6.5"



## ANCHOR LAYOUT THROUGH FRAME

| SNUGGER SCHEDULE |          |
|------------------|----------|
| WIDTH            | QUANTITY |
| 80" ≥ W ≥ 72"    | 4        |
| 72" > W ≥ 55"    | 3        |
| 55" > W ≥ 40"    | 2        |
| 40" > W ≥ 28"    | 1        |
| 28" > W ≥ 16"    | 0        |

| STATIONARY CLIP SCHEDULE |                   |               |                  |
|--------------------------|-------------------|---------------|------------------|
| HEIGHT                   | QUANTITY PER JAMB | WIDTH         | QUANTITY AT SILL |
| 80" ≥ H ≥ 57"            | 4                 | 80" ≥ W > 63" | 5                |
| 57" > H ≥ 44"            | 3                 | 63" > W ≥ 50" | 4                |
| 44" > H ≥ 32"            | 2                 | 50" > W ≥ 37" | 3                |
| 32" > H                  | 1                 | 37" > W       | 2                |



100 FOURTH AVE. NORTH  
BAYPORT, MN 55003-1096  
PH: (651) 264-5150 FX: (651) 264-5485


TITLE: RENEWAL by ANDERSEN  
COASTAL SERIES  
FIXED CASEMENT WINDOW  
(HVBZ) (IMPACT)  
ELEVATION, ANCHOR LAYOUTS, &  
HARDWARE SCHEDULE

PREPARED BY: BUILDING DROPS, INC.  
398 E. DANIA BEACH BLVD., STE. 338  
DANIA BEACH, FL 33004  
PH: (954) 399-8478  
FAX: (954) 744-4738  
WEB: www.buildingdrops.com



| REMARKS      | BY | DATE     |
|--------------|----|----------|
| GLASS UPDATE | SH | 12.16.22 |
|              |    |          |
|              |    |          |
|              |    |          |

THE INSTALLATION DETAILS DESCRIBED HEREIN ARE GENERIC AND MAY NOT REFLECT ACTUAL CONDITIONS FOR A SPECIFIC SITE. IF SITE CONDITIONS CAUSE INSTALLATION TO DEVIATE FROM THE REQUIREMENTS DETAILED HEREIN, A LICENSED ENGINEER OR ARCHITECT SHALL PREPARE SITE SPECIFIC DOCUMENTS FOR USE WITH THIS DOCUMENT.



FL #:

FL19562

DATE: 09.13.2022

|                |                 |
|----------------|-----------------|
| DWG. BY:<br>SH | CHK. BY:<br>HFN |
|----------------|-----------------|

SCALE: NTS

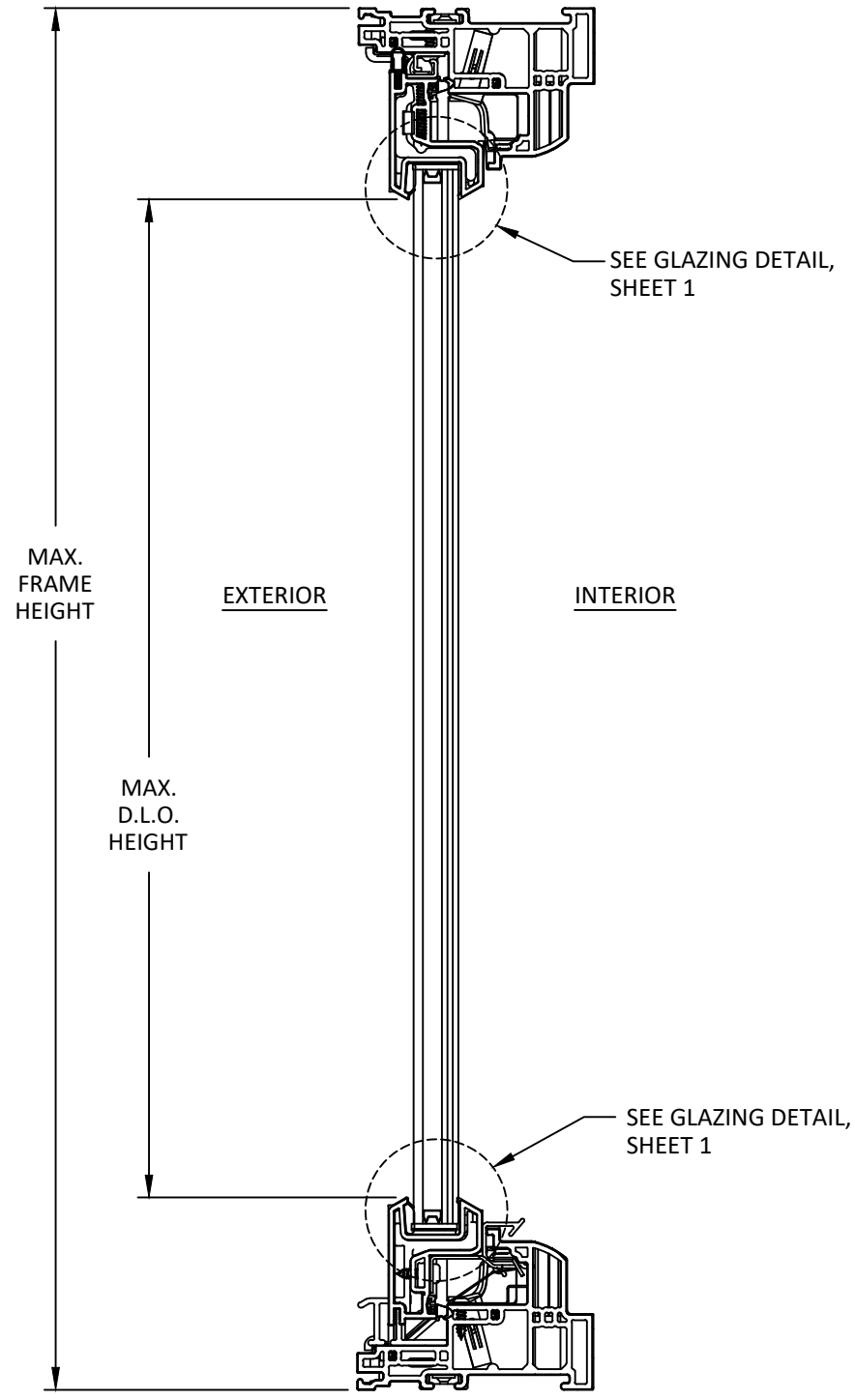
DWG. #: AWD321

SHEET:


3

OF 6

12/16/2022 11:18 AM  
s:\projects\andersen windows\Tbc-22-1153.1 - fbc submittal - rba coastal series cs, aw, fcs\dwgs\awd321.dwg



**A**  
**4** VERTICAL SECTION



**RENEWAL**  
by **ANDERSEN**  
FULL-SERVICE WINDOW & DOOR REPLACEMENT

100 FOURTH AVE. NORTH  
BAYPORT, MN 55003-1096  
PH: (651) 264-5150 FX: (651) 264-5485

TITLE: RENEWAL by ANDERSEN  
COASTAL SERIES  
FIXED CASEMENT WINDOW  
(HVHZ) (IMPACT)  
VERTICAL SECTION

PREPARED BY: BUILDING DROPS, INC.  
398 E. DANIA BEACH BLVD., STE. 338  
DANIA BEACH, FL 33004  
PH: (954) 399-8478  
FAX: (954) 744-4738  
WEB: www.buildingdrops.com



**BUILDING DROPS**

| REMARKS      | BY | DATE     |
|--------------|----|----------|
| GLASS UPDATE | SH | 12.16.22 |
|              |    |          |
|              |    |          |
|              |    |          |

THE INSTALLATION DETAILS DESCRIBED HEREIN ARE GENERIC AND MAY NOT REFLECT ACTUAL CONDITIONS FOR A SPECIFIC SITE. IF SITE CONDITIONS CAUSE INSTALLATION TO DEVIATE FROM THE REQUIREMENTS DETAILED HEREIN, A LICENSED ENGINEER OR ARCHITECT SHALL PREPARE SITE SPECIFIC DOCUMENTS FOR USE WITH THIS DOCUMENT.



HERMES F. NORERO, P.E.  
FLORIDA P.E. No. 73778  
BUILDING DROPS, INC.  
398 E. DANIA BEACH BLVD. # 338  
DANIA BEACH, FL 33004  
FBPE CERT. OF AUTHORIZATION No. 29578

FL #:  
**FL19562**

DATE: **09.13.2022**

DWG. BY:  
**SH**

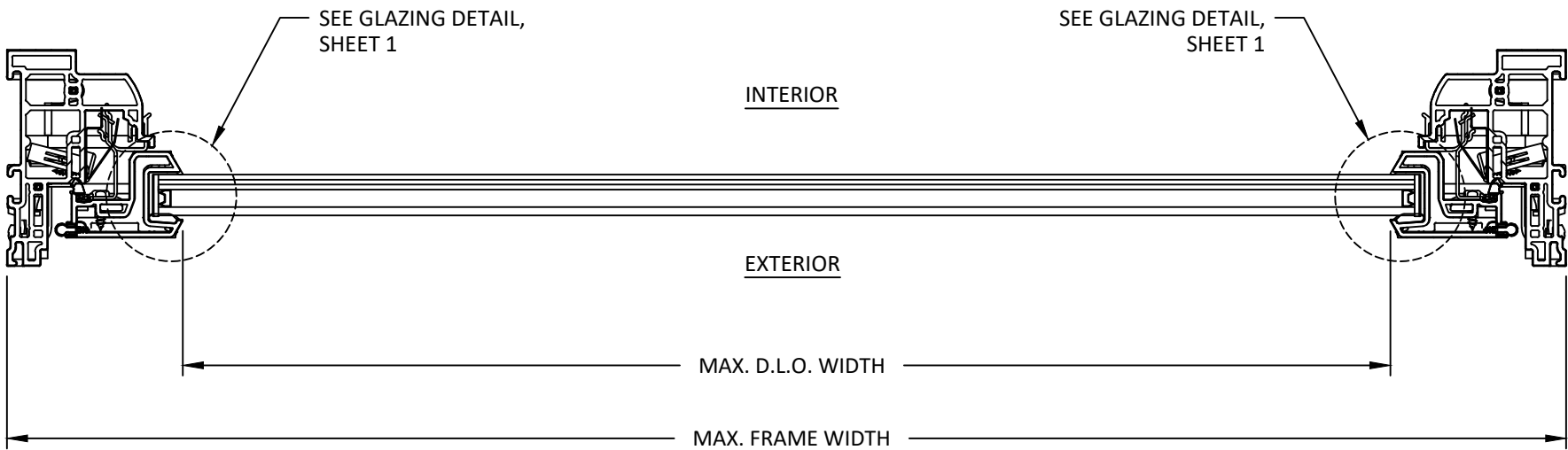
CHK. BY:  
**HFN**

SCALE: **NTS**

DWG. #: **AWD321**

SHEET:  
**4**  
OF 6

12/16/2022 11:18 AM  
s:\projects\andersen windows\Tbc-22-1153.1 - fbc submittal - rba coastal series cs, aw, fcs\dwgs\awd321.dwg



**B**  
**5** HORIZONTAL SECTION



100 FOURTH AVE. NORTH  
BAYPORT, MN 55003-1096  
PH: (651) 264-5150 FX: (651) 264-5485

TITLE: RENEWAL by ANDERSEN  
COASTAL SERIES  
FIXED CASEMENT WINDOW  
(HWHZ) (IMPACT)

HORIZONTAL SECTIONS


PREPARED BY:

BUILDING DROPS, INC.  
398 E. DANIA BEACH BLVD., STE. 338  
DANIA BEACH, FL 33004  
PH: (954) 399-8478  
FAX: (954) 744-4738  
WEB: www.buildingdrops.com



| REMARKS      | BY | DATE     |
|--------------|----|----------|
| GLASS UPDATE | SH | 12.16.22 |
|              |    |          |
|              |    |          |
|              |    |          |

THE INSTALLATION DETAILS DESCRIBED HEREIN ARE GENERIC AND MAY NOT REFLECT ACTUAL CONDITIONS FOR A SPECIFIC SITE. IF SITE CONDITIONS CAUSE INSTALLATION TO DEVIATE FROM THE REQUIREMENTS DETAILED HEREIN, A LICENSED ENGINEER OR ARCHITECT SHALL PREPARE SITE SPECIFIC DOCUMENTS FOR USE WITH THIS DOCUMENT.



FL #: **FL19562**

DATE: **09.13.2022**

|                       |                        |
|-----------------------|------------------------|
| DWG. BY:<br><b>SH</b> | CHK. BY:<br><b>HFN</b> |
|-----------------------|------------------------|

SCALE: **NTS**

DWG. #: **AWD321**

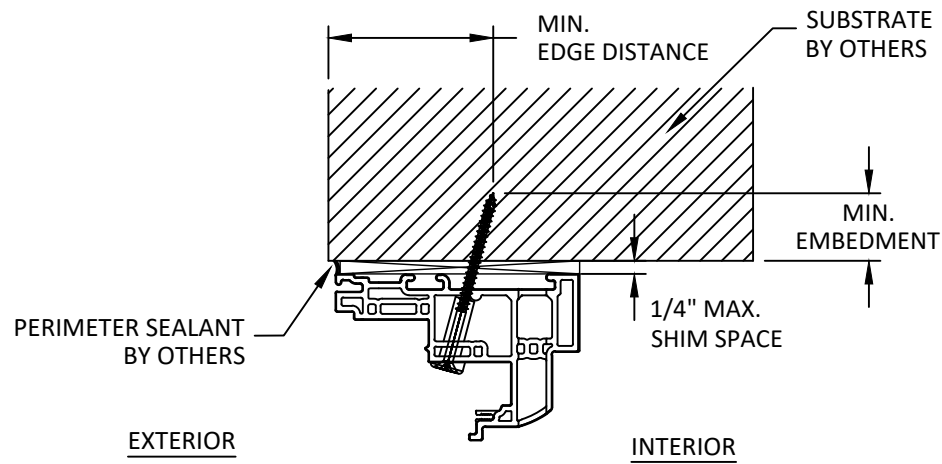
SHEET:

**5**

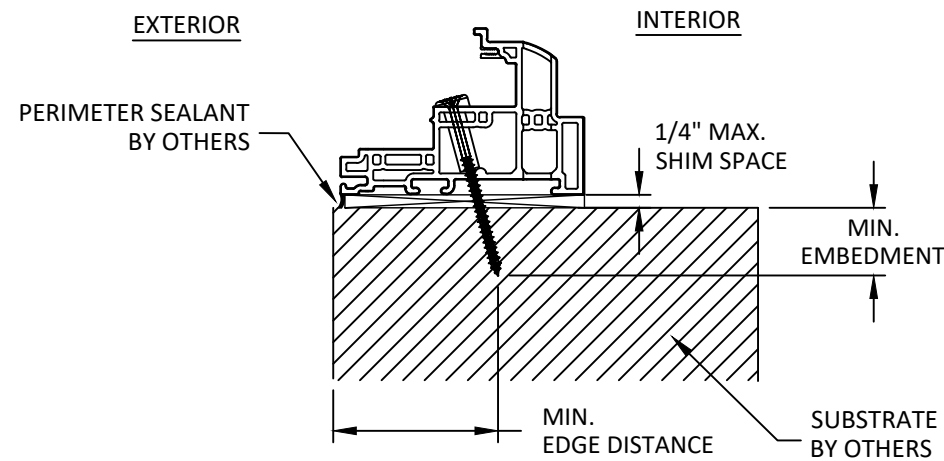
OF 6



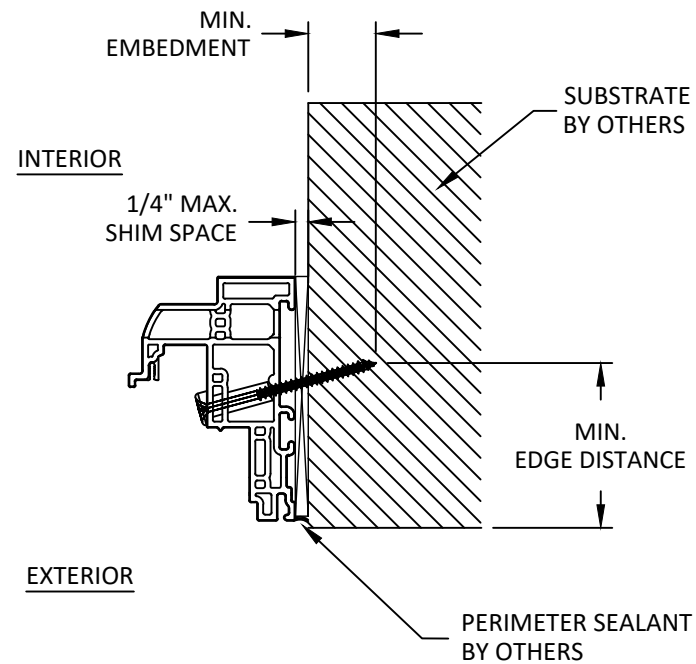
s:\projects\anderson windows\10c-22-1153.1 - fbc coastal series cs, aw, fcs\dwgs\awd321.dwg  
12/16/2022 11:18 AM  
s:\projects\anderson windows\10c-22-1153.1 - fbc coastal series cs, aw, fcs\dwgs\awd321.dwg



**A**  
6  
VERTICAL SECTION  
HEAD - THROUGH FRAME



**B**  
6  
VERTICAL SECTION  
SILL - THROUGH FRAME



**C**  
6  
HORIZONTAL SECTION  
JAMB - THROUGH FRAME

**INSTALLATION NOTES:**

- ONE (1) INSTALLATION ANCHOR IS REQUIRED AT EACH ANCHOR LOCATION SHOWN.
- THE NUMBER OF INSTALLATION ANCHORS DEPICTED IS THE MINIMUM NUMBER OF ANCHORS TO BE USED FOR PRODUCT INSTALLATION OF THE MAXIMUM SIZE LISTED.
- INSTALL INDIVIDUAL INSTALLATION ANCHORS WITHIN A TOLERANCE OF  $\pm 1.000$  INCH THE DEPICTED LOCATION & SPACING IN THE ANCHOR LAYOUT DETAILS (I.E., WITHOUT CONSIDERATION OF TOLERANCES). TOLERANCES ARE NOT CUMULATIVE FROM ONE INSTALLATION ANCHOR TO THE NEXT.
- SHIM AS REQUIRED AT EACH INSTALLATION ANCHOR WITH LOAD BEARING SHIM(S). MAXIMUM ALLOWABLE SHIM STACK TO BE 1/4 INCH. SHIM WHERE SPACE OF 1/16 INCH OR GREATER OCCURS. SHIM(S) SHALL BE CONSTRUCTED OF HIGH DENSITY PLASTIC OR BETTER.
- MINIMUM EMBEDMENT AND EDGE DISTANCE EXCLUDE WALL FINISHES, INCLUDING BUT NOT LIMITED TO STUCCO, FOAM, BRICK VENEER, AND SIDING.
- INSTALLATION ANCHORS AND ASSOCIATED HARDWARE MUST BE MADE OF CORROSION RESISTANT MATERIAL OR HAVE A CORROSION RESISTANT COATING.
- FOR MASONRY OR CONCRETE OPENINGS, A 1X WOOD BUCK MAY BE USED (OPTIONAL) AS LONG AS THE MINIMUM EMBEDMENT AND EDGE DISTANCE REQUIREMENTS ARE STILL MET WITHIN THE CORRESPONDING HOST SUBSTRATE. SEE GENERAL NOTE #3 ON SHEET 1 FOR MORE INFORMATION.
- FOR HOLLOW BLOCK AND GROUT FILLED BLOCK, DO NOT INSTALL INSTALLATION ANCHORS INTO MORTAR JOINTS. EDGE DISTANCE IS MEASURED FROM FREE EDGE OF BLOCK OR EDGE OF MORTAR JOINT INTO FACE SHELL OF BLOCK.
- INSTALLATION ANCHORS SHALL BE INSTALLED IN ACCORDANCE WITH ANCHOR MANUFACTURER'S INSTALLATION INSTRUCTIONS, AND ANCHORS SHALL NOT BE USED IN SUBSTRATES WITH STRENGTHS LESS THAN THE MINIMUM STRENGTH SPECIFIED BY THE ANCHOR MANUFACTURER.

| ANCHOR SCHEDULE            |  |                         |  |                    |             |
|----------------------------|--|-------------------------|--|--------------------|-------------|
| METHOD                     | SUBSTRATE  | ANCHOR SCHEDULE         | MIN EMBEDMENT                              | MIN. EDGE DISTANCE | SPACING     |
| THROUGH FRAME INSTALLATION | WOOD: MIN. SG = 0.55   | #10 WOOD SCREW          | 1.50"                                      | 0.75"              | SEE SHEET 2 |
|                            | METAL: 18 GAUGE Steel, MIN. Fy = 33KSI<br>ALUMINUM: 1/8" MIN., 6063-T5 | #10 SELF-DRILLING SCREW | 3 THREADS MIN PENETRATION BEYOND STRUCTURE | 0.50"              |             |
|                            | CONCRETE: f <sub>c</sub> =3000PSI                                      | 3/16" ITW TAPCON        | 1.25"                                      | 2.00"              |             |
|                            | MASONRY: CMU per ASTM C90 MIN. 2000 PSI                                | 3/16" ITW TAPCON        | 1.00"                                      | 2.00"              |             |



100 FOURTH AVE. NORTH  
BAYPORT, MN 55003-1096  
PH: (651) 264-5150 FX: (651) 264-5485


TITLE: RENEWAL by ANDERSEN  
COASTAL SERIES  
FIXED CASEMENT WINDOW  
(HVHZ) (IMPACT)  
ANCHOR DETAILS &  
INSTALLATION NOTES

PREPARED BY: BUILDING DROPS, INC.  
398 E. DANIA BEACH BLVD., STE. 338  
DANIA BEACH, FL 33004  
PH: (954) 399-8478  
FAX: (954) 744-4738  
WEB: www.buildingdrops.com



| REMARKS      | BY | DATE     |
|--------------|----|----------|
| GLASS UPDATE | SH | 12.16.22 |
|              |    |          |
|              |    |          |
|              |    |          |

THE INSTALLATION DETAILS DESCRIBED HEREIN ARE GENERIC AND MAY NOT REFLECT ACTUAL CONDITIONS FOR A SPECIFIC SITE. IF SITE CONDITIONS CAUSE INSTALLATION TO DEVIATE FROM THE REQUIREMENTS DETAILED HEREIN, A LICENSED ENGINEER OR ARCHITECT SHALL PREPARE SITE SPECIFIC DOCUMENTS FOR USE WITH THIS DOCUMENT.



|          |            |              |
|----------|------------|--------------|
| FL #:    | FL19562    |              |
| DATE:    | 09.13.2022 |              |
| DWG. BY: | SH         | CHK. BY: HFN |
| SCALE:   | NTS        |              |
| DWG. #:  | AWD321     |              |
| SHEET:   | 6          |              |
|          | OF 6       |              |