

26ga 5VCrimp

26 gauge (min) 5VCrimp 15/32" plywood

Florida Product Approval Number 17796.06-R2



Manufacturer:

Atlantic Metal II of Vero Beach, Inc
4310 45th Street, Vero Beach, FL

www.atlanticmetal2.com

(772) 257-5730

Metal Roofing Panels · Metal Roofing
Accessories · Custom Metal Fabrication



Product: Exposed fastener panel with nominal rib height of 0.375" and 24" coverage.

Material: 26ga or thicker steel with yield strength of at least 50ksi, and corrosion resistance per FBC 1507.4.3.

Fastener: #9 x 1.5" fastener with sealing washer, compliant with FBC 1506.6.

Substrate/Deck: Minimum 15/32" thick plywood.

Underlayment: Comply with FBC 1507.1.1/1518.2 where required.

Fire Barrier: Comply with FBC 1516.1 and 1516.2 where required.

Slope: Comply with FBC 1507.4.2/FBC 1515.2 where required.

Max. Allowable Loads & Installation Requirements:

Method A: 108.5psf | Install #9 x 1.5" fastener in 12"-12" pattern at 12" o.c.

Method B: 156.5psf | Install #9 x 1.5" fastener in 12"-12" pattern at 6" o.c.

Factor of Safety of 2.0 applied to calculate allowable loads.

Compliance statement: This product as described has demonstrated compliance with Florida Building Code 2020, Section 1504.3.2 (**non-HVHZ**) and 1518.9.1/1523.6.5.2.4 (**HVHZ**), as required by Rule 61G20-3, method 1D

Evaluated By:

David Eng, PE

Timberlake Cove, LLC


3324 W Univ. Ave # 206, Gainesville FL 32607

PE Lic. No: 81377

CA Lic. No: 33344

www.TimberLakeCove.com

This item has been digitally signed and sealed by D.E. Eng, PE, on the date indicated. Printed copies of this document are not considered signed and sealed and the signature must be verified on any electronic copies



www.atlanticmetal2.com

Technical Documentation:

This product has been tested to the TAS 125/UL 580 standard by Force Engineering (TST-5328), report 115-0127T-07A-C and to TAS 100 by Farabaugh Engineering and Testing (TST-1654), report T130-07. As referenced in FL 17796.06-R1

Certification of Independence: David Eng, PE and Timberlake Cove, LLC do not have, nor will acquire a financial interest in any company manufacturing or distributing products under this evaluation. The same entities do not have, nor will acquire, a financial interest in any other entity involved in the approval process of the product.

Exclusions & Limitations: Design of deck and roof structure (to include deck attachment) shall be completed by others. Fire classification and shear diaphragm design are outside the scope of this evaluation. Accelerated weathering/salt spray is outside the scope of this evaluation. Installation shall be subject to the local building code and authority having jurisdiction; this report shall not be construed to supersede local codes in force. This report is limited to compliance with structural wind load requirements of FBC 1504.3.2, as required by Rule 61G20-3. Neither Timberlake Cove nor the manufacturer shall be responsible for any conclusions, interpretations, or designs made by others based on this evaluation report. This report is limited solely to documenting compliance with Rule 61G20-3, and makes no express or implied warranty regarding performance of this product.

Design Process: The load tables in this report provide several prescriptive options for the fastening requirement for the applicable wind loads for roofs within the parameters described. For roofs outside of the listed parameters, design wind loads shall be determined as required by FBC 1609, ASCE 7, or other design code in force, using allowable stress. These load tables are based on ASCE 7-16. Use of these tables assumes that the structure is:

- Enclosed and conforms to wind-borne debris provisions and is a regular shaped building
- Is not subject to across-wind loading, vortex shedding, or instability; nor does it have a site location for which channeling or buffeting warrant consideration

Engineering analysis may be completed by other licensed engineers for project specific approval by local authorities having jurisdiction

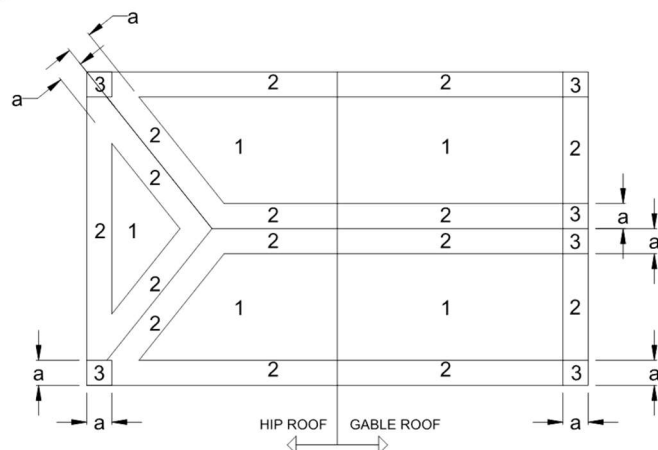
Load Tables: NOTE: ASCE 7-16 and FBC 2020 adopt a 7-zone concept. For the load tables below, the worst case was taken for each zone and reported using the standard zones 1-2-3:

Zone 1 includes zones 1 and 1'

Zone 2 includes zones 2e, 2r, and 2n

Zone 3 includes zones 3e and 3r

Combining these zones creates a clear, simple scheme, at the expense of some design efficiency. Contact the manufacturer for further information, or consult a licensed design professional.



a: 10% OF LEAST HORIZONTAL DIMENSION OR 0.4h, WHICHEVER IS SMALLER, BUT NOT LESS THAN EITHER 4% OF LEAST HORIZONTAL DIMENSION OR 3FT (0.9M), OR AS DETERMINED BY DESIGN OR OTHER APPLICABLE CODE.

ROOF ZONES FOR GENERIC BUILDING

Use this load table for structures which meet the following criteria:

Are located in **Exposure B** area

Have either a **flat roof, or gable/hip roof with max slope of 12:12**

Have a mean Roof Height of **30 feet or less**

FL17796.06: 26ga 5VCrimp on 15/32" Plywood

Wind	105	110	120	130	140	150	160	170	180	190	200
Zone 1:	A	A	A	A	A	A	A	A	A	A	A
Zone 2:	A	A	A	A	A	A	A	A	A	A	B
Zone 3:	A	A	A	A	A	A	A	A	B	B	B

Use this load table for structures which meet the following criteria:

Are located in **Exposure B** area

Have either a **flat roof less than 7°, hip roof with**

max slope of 12:12, or gable roof with slope between 4.4:12 & 12:12

Have a mean Roof Height of **30 feet or less**

FL17796.06: 26ga 5VCrimp on 15/32" Plywood

Wind	105	110	120	130	140	150	160	170	180	190	200
Zone 1:	A	A	A	A	A	A	A	A	A	A	A
Zone 2:	A	A	A	A	A	A	A	A	A	A	A
Zone 3:	A	A	A	A	A	A	A	A	A	B	B

Instructions:

Select the appropriate load table that applies to the structure in question.

Determine the design wind speed for the project location.

Use the attachment method indicated for that windspeed within each roof zone.

See Note on previous page.

Use this load table for structures which meet the following criteria:

Are located in **B, C, or D exposure** area

Have either a **flat roof, or gable/hip roof with max slope of 12:12**

Have a mean Roof Height of **30 feet or less**

FL17796.06: 26ga 5VCrimp on 15/32" Plywood

Wind	105	110	120	130	140	150	160	170	180	190	200
Zone 1:	A	A	A	A	A	A	A	A	A	B	B
Zone 2:	A	A	A	A	A	B	B	B	B	NR	NR
Zone 3:	A	A	A	A	B	B	B	NR	NR	NR	NR

Use this load table for structures which meet the following criteria:

Are located in **B, C, or D exposure** area

Have either a **flat roof less than 7°, hip roof with**

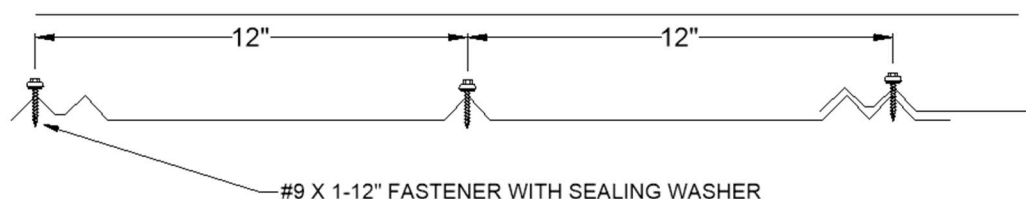
max slope of 12:12, or gable roof with slope between 4.4:12 & 12:12

Have a mean Roof Height of **30 feet or less**

FL17796.06: 26ga 5VCrimp on 15/32" Plywood

Wind	105	110	120	130	140	150	160	170	180	190	200
Zone 1:	A	A	A	A	A	A	A	A	A	B	B
Zone 2:	A	A	A	A	A	A	A	B	B	B	NR
Zone 3:	A	A	A	A	A	B	B	B	NR	NR	NR

METHOD A: 12" OC | METHOD B: 6" OC



#9 X 1-12" FASTENER WITH SEALING WASHER

NR: NOT RATED

CONSULT DESIGN PROFESSIONAL AS NECESSARY

www.atlanticmetal2.com