

Evaluation Report "High Seam Tee-Panel with Snap-On Seam" Metal Roof Assembly

Manufacturer:

Berridge Manufacturing Company

**1720 Maury Road
Houston, TX 77026
(800) 231-8127**

for

Florida Product Approval

FL 17025.2

Florida Building Code 7th Edition (2020)

Method: 1 - D

Category: Roofing

Sub - Category: Metal Roofing

Product: High Seam Tee-Panel with Snap-On Seam

Material: Steel

Panel Thickness: 24 gauge

Panel Width: 18.25"

Support: Steel Deck

Prepared by:

James L. Buckner, P.E., S.E.C.B.

Florida Professional Engineer # 31242

Florida Evaluation ANE ID: 1916

Project Manager: Diana Galloway

Report No. 20-227-HST-S4S-ER

(Revises 17-128-HST-S4S-ER, FL11422.5 R5)


Date: 09 / 17 / 20

Contents:

Evaluation Report

Pages 1 – 8

This item has been electronically signed and sealed by James L. Buckner, P.E., on this date using a Digital Signature. Printed copies of this document are not considered signed and sealed, and the signature must be verified on any electronic copies.



2020.10.15 19:45:20 -04'00'

Manufacturer:	Berridge Manufacturing Company 1720 Maury Road Houston, TX 77026 (800) 231-8127 www.berridge.com
Product Name:	“High Seam Tee-Panel with Snap-On Seam”
Product Category:	Roofing
Product Sub-Category	Metal Roofing
Compliance Method:	State Product Approval Rule 61G20-3.005 (1) (d)
Product/System Description:	“High Seam Tee-Panel with Snap-On Seam” 24 gauge Steel roof panel attached to Steel Deck with panel clips and screws.
Product Assembly as Evaluated:	Refer to Page 4 of this report for product assembly components/materials & standards: <ol style="list-style-type: none">1. Roof Panel2. Battens3. Panel Clip4. Fasteners5. Underlayment6. Insulation (Optional)
Support:	Type: Steel Deck (Design of steel deck and its attachment to support framing is outside the scope of this evaluation.) Description: <ul style="list-style-type: none">• 22 Gauge minimum• Yield Strength: 40 ksi minimum
Slope:	Minimum slope shall be in compliance with FBC Chapter 15 based on the type of roof covering, applicable code sections and in accordance with manufacturer’s recommendations.
Performance:	Wind Uplift Resistance: <ul style="list-style-type: none">• Design Uplift Pressure: METHOD 1: - 52.5 PSF (Refer to “Table A” attachment details herein)

- Performance Standards:** The product described herein has demonstrated compliance with:
- UL580-06 – *Test for Uplift Resistance of Roof Assemblies*
- Standards Equivalency:** The UL 580-94 standard version used to test the evaluated product assembly is equivalent with the prescribed standards in UL 580-06 adopted by the Florida Building Code 7th Edition (2020).
- Code Compliance:** The product described herein has demonstrated compliance with Florida Building Code 7th Edition (2020), Section 1504.3.2.
- Evaluation Report Scope:** This product evaluation is limited to compliance with the structural requirements of the Florida Building Code, as related to the scope section to Florida Product Approval Rule 61G20-3.001.
- Limitations and Conditions of Use:**
- Scope of “Limitations and Conditions of Use” for this evaluation:
This evaluation report for “Optional Statewide Approval” contains technical documentation, specifications and installation method(s) which include “Limitations and Conditions of Use” throughout the report in accordance with Rule 61G20-3.005. Per Rule 61G20-3.004, the Florida Building Commission is the authority to approve products under “Optional Statewide Approval”.
 - Option for application outside “Limitations and Conditions of Use”
Rule 61G20-3.005(1)(e) allows engineering analysis for “project specific approval by the local authorities having jurisdiction in accordance with the alternate methods and materials authorized in the Code”. Any modification of the product as evaluated in this report and approved by the Florida Building Commission is outside the scope of this evaluation and will be the responsibility of others.
 - This report is a building code product evaluation per FLPE rule (FAC) 61G15-36 to comply with Florida product approval rule (FAC) 61G20-3. This evaluation report is part of the Florida Building Commission approval for the listed code related criteria. This report by James Buckner, P.E. and CBUGK Engineering is not a design certification of code compliance construction submittal documentation, per FBC section 107, for any individual structure, site specific or permit design.
 - All metal components and fasteners shall be corrosion resistant in accordance with applicable sections of FBC, including but limited to Sections 1504.3.2, 1506.6 and 1507.4.4.
 - Design of support system is outside the scope of this report.
 - Fire Classification is outside the scope of Rule 61G20-3, and is therefore not included in this evaluation.
 - This evaluation report does not evaluate the use of this product for use in the High Velocity Hurricane Zone code section. (Dade & Broward Counties)
- Quality Assurance:** The manufacturer has demonstrated compliance of roof panel products in accordance with the Florida Building Code and Rule 61G20-3.0005 (3) for manufacturing under a quality assurance program audited by an approved quality assurance entity through **UL, LLC (FBC Organization #: QUA 9625)**.

**Components/Materials
(by Manufacturer):**

Roof Panel:
Material: Steel
Thickness: 24 gauge (min.)
Panel Width: 18.25" (max.) Coverage
Rib Height: 1-1/2" or 1" (with Snap-On Seam)
Yield Strength: 40 ksi min.
Steel Grade: 40
Corrosion Resistance: In compliance with FBC Section 1507.4.3:
• ASTM A792 coated

Snap-On Batten:
Product Name: Berridge "Snap-On Seam"
Material: Steel
Thickness: 24 ga. min.
Dimensions: 3/8 in. wide and 7/8 in. high
Yield Strength: 40 ksi min.
Corrosion Resistance: Per FBC Section 1506.7

Roof Panel Clip Type 1:
Product Name: Berridge "High Seam Tee-Clip"
Type: One-Piece, fixed clip
Material: Steel
Thickness: 24 Gauge
Dimensions: 1-1/2 in. high, 1-1/2 in. wide by 1-5/8 in. long
Yield Strength: 40 ksi min.
Corrosion Resistance: Per FBC Section 1506.7

Roof Panel Clip Type 2:
Product Name: Berridge "Tee-Clip"
Type: One-Piece, fixed clip
Material: Steel
Thickness: 24 Gauge
Dimensions: 3/4 in. high, 1-1/2 in. wide by 1-5/8 in. long
Yield Strength: 40 ksi min.
Corrosion Resistance: Per FBC Section 1506.7

Fastener:
Type: Pancake Head with #2 Phillips head
or Hex-Head Self-Drilling, Self-Tapping Screw
Size : #10 x 1"
Corrosion Resistance: Per FBC Section 1506.6 and 1507.4.4
Standard: Per ANSI/ASME B18.6.1

Bearing Plate (Required with use of Rigid Insulation Board):
Material: Galvanized Steel
Size: 6" x 6"
Thickness: 24 gauge
Yield Strength: 40 ksi min.

Underlayment:

Material and application shall be in compliance with FBC Section 1507.1.1 and in accordance with applicable code sections and manufacturer’s recommendations.

**Components & Materials:
(by Others)**

Insulation (Optional):

Type: Rigid Insulation Board
 Thickness: 3” (max.)
 Properties:
 Density: 2.25 pcf (lbs/ft³) min.
 Or Compressive Strength: 20 psi min.

Insulation shall comply with FBC Section 1508. When insulation is incorporated, fastener length shall conform to penetrate thru bottom of support a minimum of 3/4”.

Installation:

Installation Method:

(Refer to “TABLE A” below and drawings at the end of this report.)

- Clip Row Spacing: Refer to “TABLE A” Below (along the length of the panel)
- One (1) fasteners per Clip
- Snap on the Berridge “Snap-On Seam Cap” (over High Seam Tee-Clips)
- Minimum fastener penetration thru bottom of support, 3/4”.
- For panel construction at the end of panels, refer to manufacturer’s instructions and any site specific design.

TABLE “A” ALLOWABLE LOADS	
	METHOD 1
Design Pressure:	- 52.5 PSF
Clip Spacing:	24”
# of Fasteners per Clip:	1
<ul style="list-style-type: none"> • Allowable design pressure(s) for allowable stress design (ASD). 	

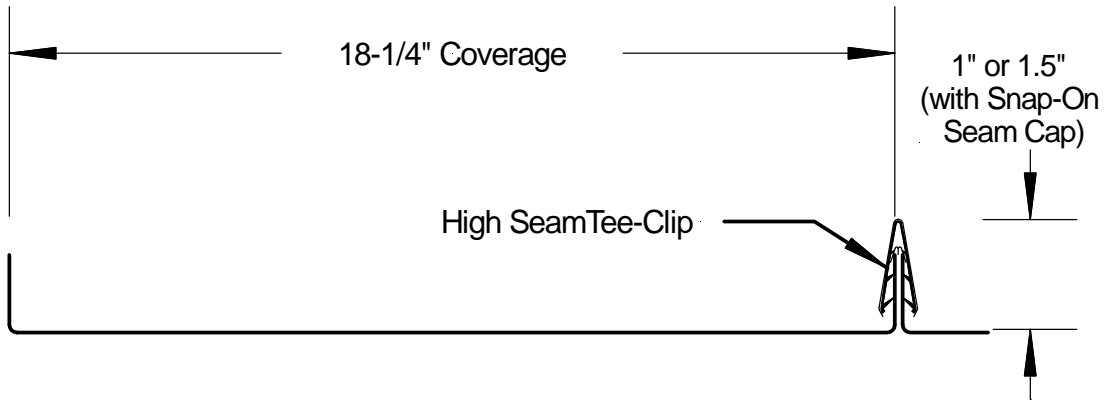
Install the “High Seam Tee-Panel with Snap-On Seam” roof panel assembly in compliance with the installation method listed in this report and applicable code sections of FBC 7th Edition (2020). The installation method described herein is in accordance with the scope of this evaluation report. Refer to manufacturer’s installation instructions as a supplemental guide for attachment.

Referenced Data:

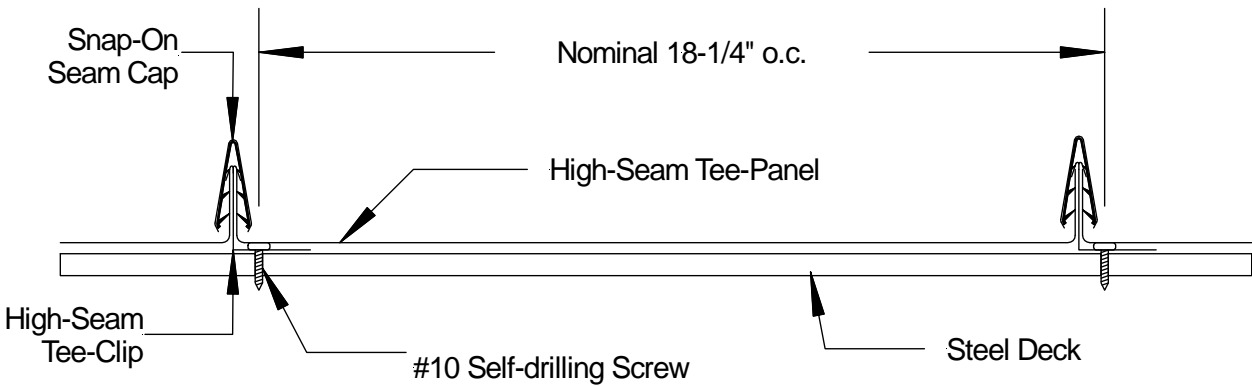
1. UL580-94 (with 1998 Revisions) Uplift Class 90
By Underwriter's Laboratories, Inc. (FBC Organization #CER ID: 1739)
UL File #TGKX.297
2. Quality Assurance
UL, LLC (FBC Organization #: QUA 9625)
3. Equivalency of Test Standard Certification
By James L. Buckner, P.E. @ CBUCK Engineering
(FBC Organization # ANE 1916)
4. Engineering Analysis
By CBUCK Engineering
5. Certification of Independence
By James L. Buckner, P.E. @ CBUCK Engineering
(FBC Organization # ANE 1916)

Installation Method Berridge Manufacturing Company "High Seam Tee-Panel with Snap-On Seam" (24 gauge Steel) Roof Panel attached to Wood Deck

Drawings

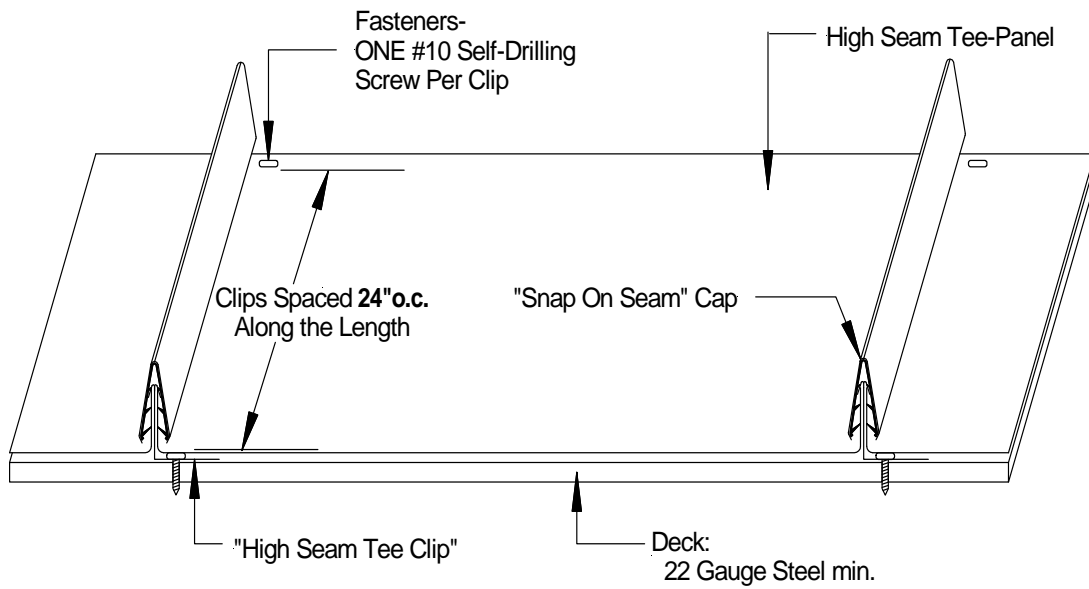


Typical Panel Profile



Typical Assembly Profile View
(Typical Fastening Pattern Across Width)

Installation Method Berridge Manufacturing Company "High Seam Tee-Panel with Snap-On Seam" (24 gauge Steel) Roof Panel attached to Wood Deck



(Optional) Rigid Insulation Board per Page 4 of this report.

TABLE "A"	
METHOD 1	
Design Pressure:	- 52.5 PSF
Clip Spacing:	24"
# of Fasteners per Clip:	1