

## Evaluation Report "HS-8" Metal Wall Assembly

### Manufacturer:

**Berridge Manufacturing Company**

**1720 Maury Road  
Houston, TX 77026  
(800) 231-8127**

*for*

**Florida Product Approval**

**# FL 14669.2 R4**

**Florida Building Code 7th Edition (2020)**

**Method: 1 - D**

**Category: Structural Components**

**Sub - Category: Structural Wall**

**Product: "HS-8" Wall Panel**

**Material: Steel**


### Prepared by:

James L. Buckner, P.E., S.E.C.B.  
Florida Professional Engineer # 31242  
Florida Evaluation ANE ID: 1916  
Project Manager: Diana Galloway  
Report No. 20-227- HS8-SG-ER  
(Revises 17-128-HS8-SG-ER, fka FL14669.2 R3)  
Date: 09 / 17 / 20

### Contents:

Evaluation Report                      Pages 1 – 7

This item has been electronically signed and sealed by James L. Buckner, P.E., on this date using a Digital Signature. Printed copies of this document are not considered signed and sealed, and the signature must be verified on any electronic copies.



2020.09.17 13:23:17 -04'00'

<b>Manufacturer:</b>	<b>Berridge Manufacturing Company</b> 1720 Maury Road Houston, TX 77026 (800) 231-8127 <a href="http://www.berridge.com">www.berridge.com</a>
<b>Product Name:</b>	<b>"HS-8"</b>
<b>Product Category:</b>	Structural Components
<b>Product Sub-Category</b>	Structural Wall
<b>Compliance Method:</b>	State Product Approval Rule 61G20-3.005 (1) (d)
<b>Product/System Description:</b>	"HS-8" panels are structural steel wall panels with concealed fasteners, a flush seam, wide rib appearance and an interlocking seam edge. Panels may be installed horizontally or vertically to steel supports.
<b>Product Assembly as Evaluated:</b>	Refer to Page 4 of this report for product assembly components/materials & standards:  <ol style="list-style-type: none"><li>1. Wall Panel</li><li>2. Fasteners</li></ol>
<b>Support:</b>	<b>Type:</b> Steel Supports (Design of steel support and its attachment to support framing is outside the scope of this evaluation.)  <b>Description:</b> Material: Steel Thickness: 16 Gauge minimum Yield Strength: 40 ksi minimum Girt/Stud Size: 2" min. flange bearing
<b>Performance:</b>	Wind Resistance: <ul style="list-style-type: none"><li>• Design Pressure: <b>Refer to Table "A"</b> (Refer to "Table A" attachment details herein)</li></ul>

- Performance Standards:** The product described herein has demonstrated compliance with:
- **ASTM E 1592-05** – *Test Method for Structural Performance of Sheet Metal Roof and Siding Systems By Uniform Static Air Pressure Difference*
- Standards Equivalency:** The ASTM E 1592-01 standard version used to test the product meets the prescribed standards in ASTM E 1592-05 standard version adopted by the Florida Building Code 7th Edition (2020) for use as evaluated in this report.
- Code Compliance:** The product(s) described herein have demonstrated compliance with the performance standards listed above as referenced in the current Florida Building Code.
- Evaluation Report Scope:** This product evaluation is limited to compliance with the structural requirements of the Florida Building Code, as related to the scope section to Florida Product Approval Rule 61G20-3.001.
- Limitations and Conditions of Use:**
- Diaphragm and axial load capacity is outside the scope of this evaluation.
  - Scope of “Limitations and Conditions of Use” for this evaluation:  
This evaluation report for “Optional Statewide Approval” contains technical documentation, specifications and installation method(s) which include “Limitations and Conditions of Use” throughout the report in accordance with Rule 61G20-3.005. Per Rule 61G20-3.004, the Florida Building Commission is the authority to approve products under “Optional Statewide Approval”.
  - Option for application outside “Limitations and Conditions of Use”  
Rule 61G20-3.005(1)(e) allows engineering analysis for “project specific approval by the local authorities having jurisdiction in accordance with the alternate methods and materials authorized in the Code”. Any modification of the product as evaluated in this report and approved by the Florida Building Commission is outside the scope of this evaluation and will be the responsibility of others.
  - This report is a building code product evaluation per FLPE rule (FAC) 61G15-36 to comply with Florida product approval rule (FAC) 61G20-3. This evaluation report is part of the Florida Building Commission approval for the listed code related criteria. This report by James Buckner, P.E. and CBUG Engineering is not a design certification of code compliance construction submittal documentation, per FBC section 107, for any individual structure, site specific or permit design.
  - All metal components and fasteners shall be corrosion resistant in accordance with applicable sections of FBC.
  - Design of support system is outside the scope of this report. Support shall be designed by others and shall comply with the FBC Chapters 22 for steel and Chapter 16 for structural loading.
  - Fire Classification is outside the scope of Rule 61G20-3, and is therefore not included in this evaluation.
- Quality Assurance:** The manufacturer has demonstrated compliance of wall panel products in

accordance with the Florida Building Code and Rule 61G20-3.0005 (3) for manufacturing under a quality assurance program audited by an approved quality assurance entity through UL, LLC (FBC Organization #: QUA 9625).

**Components/Materials  
(by Manufacturer):**

**Wall Panel:** Berridge "HS-8"  
 Material: Steel  
 Thickness: 24 Gauge or 22Gauge  
 Panel Width: 8" Coverage  
 Rib Height: 7/8"  
 Yield Strength: 50 ksi min.  
 Steel Grade: 40  
 Corrosion Resistance: In compliance with FBC Section 1405.2

**Fastener:**

Type: Pancake-Head Sheet Metal Screw  
 Size : #10 – 16 x 1"  
 Corrosion Resistance: Per FBC Section 1405.17  
 Standard: Approved per FBC Section 1405.17

**Installation:**

**Installation Method:**

(Refer to "TABLE A" below and drawings at the end of this report.)

- Girt/Support Spacing: **Refer to "TABLE A" Below**
- Two (2) fasteners at each girt/stud and panel lap intersection
- Panel ribs shall be fully engaged to form an integral interlock.
- Minimum fastener penetration thru support, 3/4".  
(through flange of steel supports)
- Panels may be installed vertically or horizontally

TABLE "A" ALLOWABLE LOADS			
	METHOD 1:	METHOD 2:	METHOD 3
<b>Design Pressure:</b>	- 64.95 PSF	- 166.3 PSF	- 72.77 PSF
Panel Thickness:	24 gauge min.	24 gauge min.	22 gauge min.
Max. Support Spacing:	60"	24"	60"
Span Condition:	4	4 or more	4
# Fasteners per Attachment:	2	2	2
Notes:			
<ul style="list-style-type: none"> <li>• Positive Pressure Inward/Negative Pressure Outward</li> <li>• Allowable design pressure(s) for allowable stress design (ASD).</li> <li>• Fastener Attachment to Steel Supports May Be Designed By A Qualified Design Professional As Required By The Florida Building Code For Site Specific Projects.</li> <li>• Diaphragm and axial load capacity are not included in this evaluation.</li> </ul>			

Install the "HS-8" wall panel assembly in compliance with the installation m

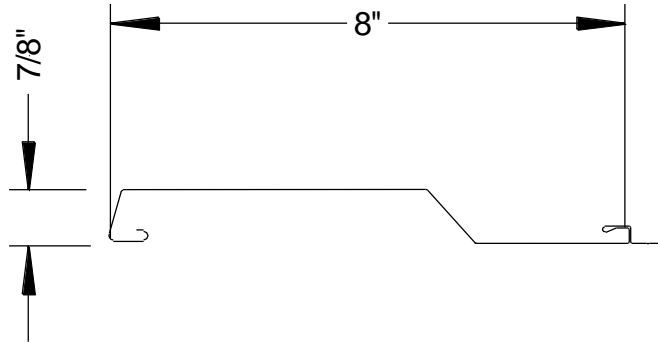
method listed in this report and applicable code sections of FBC 7th Edition (2020). The installation method described herein is in accordance with the scope of this evaluation report. Refer to manufacturer's installation instructions as a supplemental guide for attachment.

**Referenced Data:**

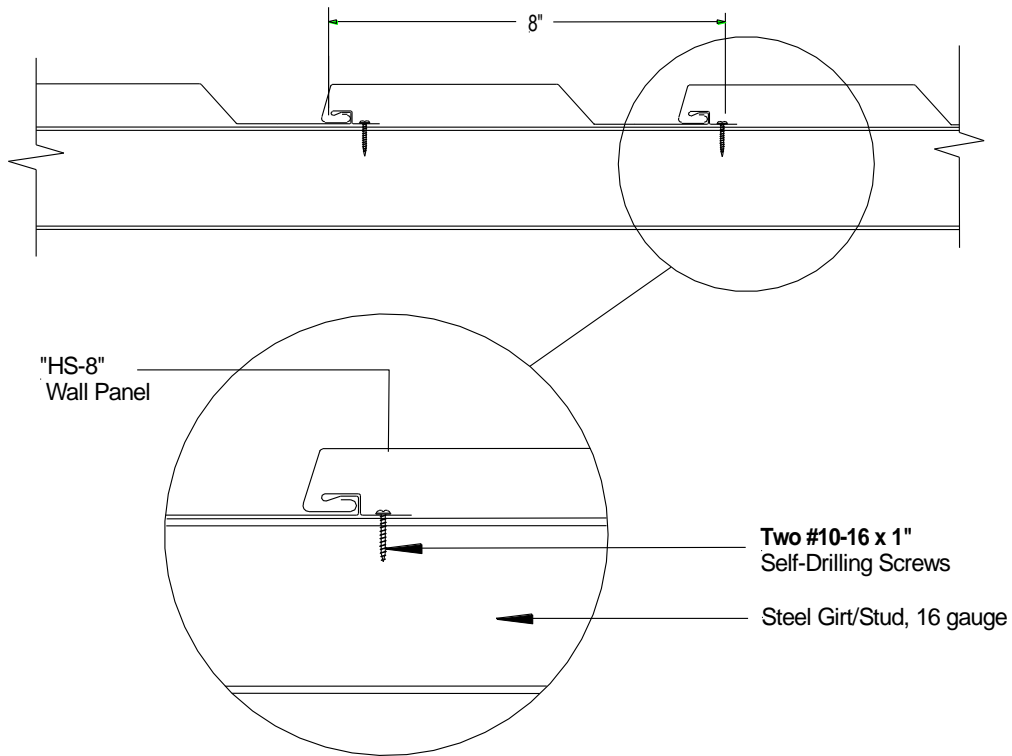
1. ASTM E 1592-01 Test  
By Force Engineering & Testing Inc. (FBC Organization ID# TST 5328)  
Report # 49-0081T-11A,B Dated 5/17/11  
Report # 49-0081T-11C Dated 5/17/11
2. Engineering Analysis  
By CBUCK Engineering
3. Equivalency of Test Standard Certification  
By James L. Buckner, P.E. @ CBUCK Engineering
4. Quality Assurance  
UL, LLC (FBC Organization #: QUA 9625)
5. Certification of Independence  
By James L. Buckner, P.E. @ CBUCK Engineering  
(FBC Organization # ANE 1916)

## Installation Method

**Berridge Manufacturing Company  
"HS-8" Steel Wall Panel attached to Steel Supports**



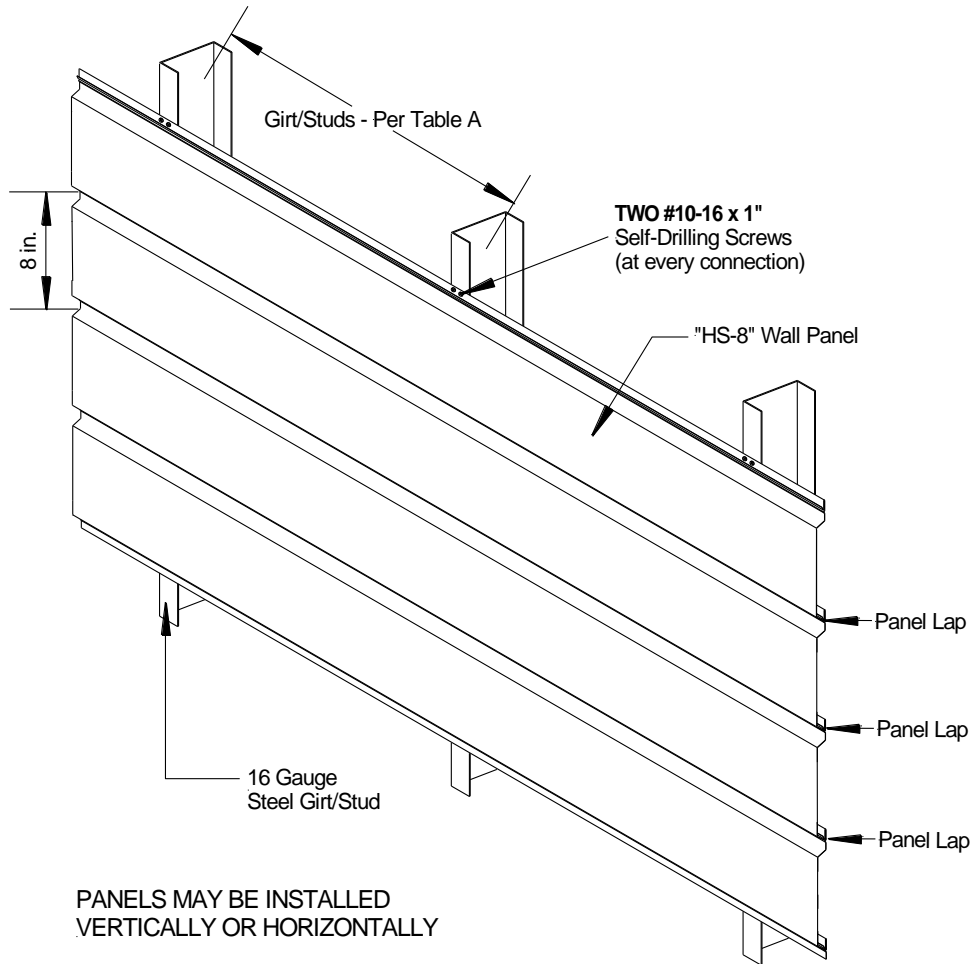
**TYPICAL "HS-8" PANEL  
PROFILE VIEW**



**TYPICAL PANEL ASSEMBLY  
SECTION VIEW**

**Installation Method**

## Berridge Manufacturing Company "HS-8" Steel Wall Panel attached to Steel Supports



**TYPICAL ELEVATION VIEW  
OUTSIDE OF WALL ASSEMBLY**

<b>TABLE "A"</b>			
	<b>METHOD 1:</b>	<b>METHOD 2:</b>	<b>METHOD 3</b>
<b>Design Pressure:</b>	<b>- 64.95 PSF</b>	<b>- 166.3 PSF</b>	<b>- 72.77 PSF</b>
Panel Thickness:	24 gauge min.	24 gauge min.	22 gauge min.
Max. Support Spacing:	60"	24"	60"
Span Condition:	4	4 or more	4
# Fasteners per Attachment:	2	2	2