

Evaluation Report

“Solar Attic Fans” Self-Flashing Series with Shroud/Dome Mounted Solar Panel

Manufacturer

Attic Breeze, LLC.

1370 FM 116
Gatesville, Texas 76528
(877) 288-4234
for

Florida Product Approval

FL 13339.1

Florida Building Code 8th Edition (2023)

Per Rule 61G20-3

Method: 2 - B

Category: Roofing


Sub - Category: Roofing Accessories that are an Integral
Part of the Roofing System

Product Name: *Solar Attic Fans*
Product Description: *Self-Flashing Series*
with Shroud/Dome Mounted Solar Panel
Attached to Plywood Deck

This item has been digitally signed and sealed by James L. Buckner, P.E., on this date below. Printed copies of this document are not considered signed and sealed, and the signature must be verified on any electronic copies.

Prepared by:

James L. Buckner, P.E., SECB
Florida Professional Engineer # 31242
Florida Evaluation ANE ID: 1916
Report No. 23-546.01.2-SPAF-Dir-S4W-ER
(Revises 21-416.01-SPAF-Dir-S4W-ER, FL13339.1 R9)
Date: 10/17/2023



Contents:

Evaluation Report

Pages 1 – 6

James L. Buckner, P.E.
FL31242

2024.04.23 14:52:20 -04'00'

Manufacturer:	Attic Breeze, LLC.
Product Name:	Solar Attic Fans
Product Category:	Roofing
Product Sub-Category	Roofing Accessories that are an Integral part of the Roofing System
Compliance Method:	State Product Approval Rule 61G20-3.005 (2) (b)
Product Description:	<p>The Solar Attic Fan is a roof mounted ventilation system powered by a solar panel. The unit consists of a 14 inch diameter fan, enclosed in a self-flashing fan house base vent, with base corrosion resistant zincalume alloy steel (plus optional Heavy-duty powder coated finish) housing, stainless hardware & brackets, including a thermal switch, and a rodent guard. The solar panel is attached directly to the fan house unit shroud/dome.</p>
Product Assembly as Evaluated:	<p>Self-flashing solar attic fan with shroud/dome mounted solar panel</p> <ul style="list-style-type: none">- Fan house base unit component mechanically attached- to deck with stainless steel screws.
Model Numbers:	<p><u>Designation</u></p> <p>GEN2 AB-2022A GEN2 AB-3022A GEN2 AB-4022A</p> <p>GEN3 AB-2523A GEN3 AB-3523A GEN3 AB-4523A</p>
Fan Unit Base Support:	<p>Type: Wood Deck (Design of support system is outside the scope of this evaluation)</p> <p>Description:</p> <ul style="list-style-type: none">• 15/32" or greater Plywood, or• Wood plank deck (based on minimum density/specific gravity of 0.42)
Roof Slope:	Slope shall be in compliance with FBC, Chapter 15 based on the type of roof covering.
Performance:	<p>Allowable Wind Resistance:</p> <p>* Positive Design Pressure: + 115 PSF</p> <p>* Negative Design Pressure: - 115 PSF</p> <p><i>* Allowable design pressures for allowable stress design (ASD).</i></p>

Performance Standards:

The following test protocol was performed to demonstrate compliance with the intent of the code as this product is not specifically addressed in the performance standards listed in the code.

- **ASTM E330-14** – *Standard Test Method for Structural Performance of Exterior Windows, Curtain Walls, and Doors and by Uniform Static Air Pressure Difference*

Code Compliance:

The product described herein has demonstrated compliance with the Florida Building Code 8th Edition (2023), Section 1708.2.

Evaluation Report Scope:

This product evaluation demonstrates compliance of this product with the structural wind load requirements of the Florida Building Code 8th Edition (2023), as related to Florida Product Approval Rule 61G20-3.001.

Limits of Use:

- The Solar Attic Fan including solar panel and electrical wiring shall be installed in compliance with Attic Breeze's installation instructions and in accordance with applicable Building Codes
- Scope of "Limitations and Conditions of Use" for this evaluation:
This evaluation report for "Optional Statewide Approval" contains technical documentation, specifications and installation method(s) which include "Limitations and Conditions of Use" throughout the report in accordance with Rule 61G20-3.005. Per Rule 61G20-3.004, the Florida Building Commission is the authority to approve products under "Optional Statewide Approval".
- Option for application outside "Limitations and Conditions of Use"
Rule 61G20-3.005(1)(e) allows engineering analysis for "project specific approval by the local authorities having jurisdiction in accordance with the alternate methods and materials authorized in the Code". Any modification of the product as evaluated in this report and approved by the Florida Building Commission is outside the scope of this evaluation and will be the responsibility of others.
- Refer to applicable building code section for ventilation requirements.
- Design of support system is outside the scope of this report.
- Fire Classification is outside the scope of Rule 61G20-3, and is therefore not included in this evaluation.
- This evaluation report does not evaluate the use of this product for use in the High Velocity Hurricane Zone code section. (Dade & Broward Counties)

Quality Assurance:

The manufacturer has demonstrated compliance of roof vent products in accordance with the Florida Building Code and Rule 61G20-3.005 (3) for manufacturing under a quality assurance program audited by an approved quality assurance entity through **Keystone Certification, Inc.** (FBC Organization #: QUA 1824)

Component(s)

Material Standards:

Solar Attic Fan

- Nominal Dimensions

Fan House Base: 28" × 28"

Fan House Shroud/ Dome: 21-1/2" × 21-1/2"

Solar Panel: 19-1/4" × 16-1/4" Nominal

Overall Height: 12"

- Fan House Base & Shroud/Dome Material:

Material: Steel

Thickness: 22 ga.

Yield Strength: 33 ksi Minimum

Corrosion Resistance: Galvalume or Zincalume per ASTM A792 AZ 50
or in compliance with the FBC, Section 1507.4.3.

Fastener

Type: Pancake Head Wood Screw

Size: #10 × 1 in. Minimum

Standard: Per ANSI/ASME B18.6.1

Corrosion Resistance: Stainless steel

Installation:

Installation Method:

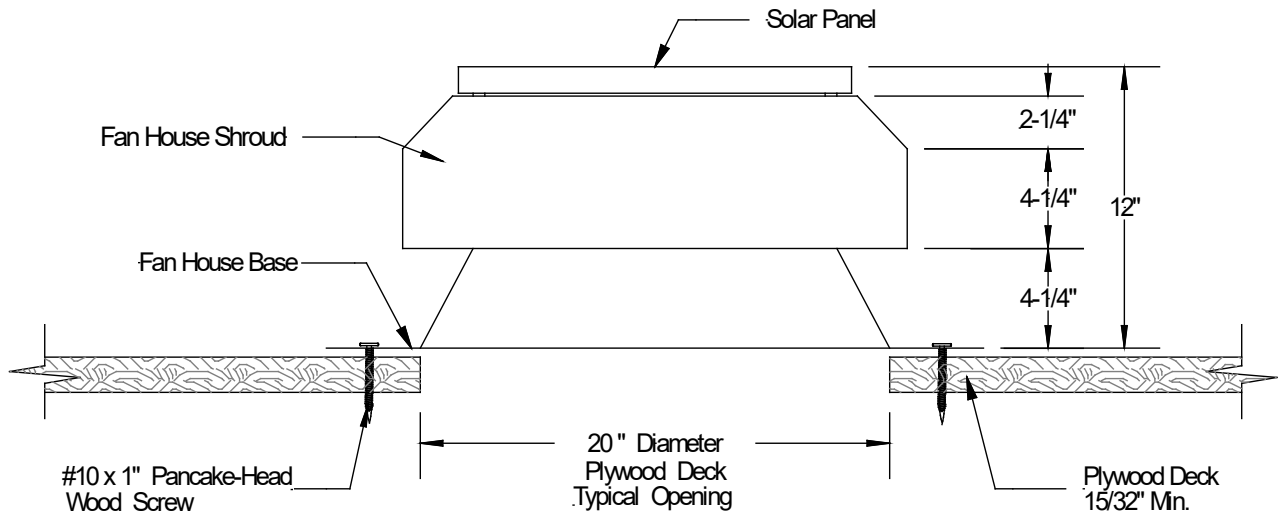
(Refer to Pages 5 and 6 of this evaluation report)

"The Solar Attic fans" shall be installed in compliance with the installation method listed in this report. The installation method described herein is in accordance with the scope of this evaluation report. Refer to manufacturer's installation instructions as a supplemental guide for attachment.

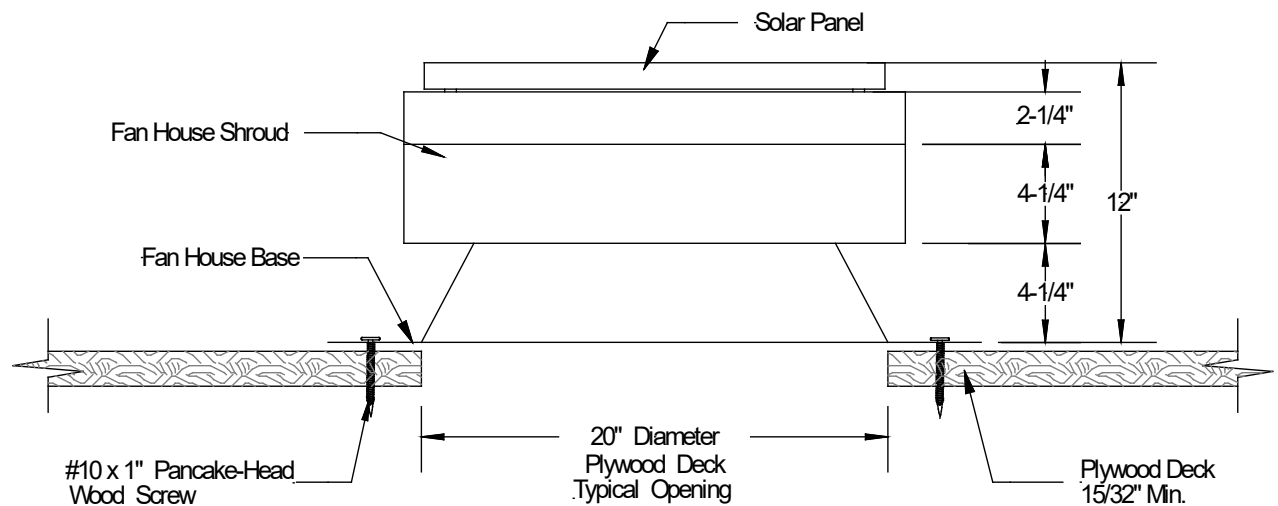
Evaluated Referenced Data:

1. ASTM E330-02 – Uniform Static Air Pressure Difference Test
By Certified Testing Laboratories, Inc. (FBC Organization ID# TST 1577)
Project #: CTLA 2002W, Dated: 11 / 20 / 09
2. Quality Assurance
By Keystone Certification, Inc. (FBC Organization ID# QUA 1824)
Attic Breeze, LLC. Licensee #740
3. Certification of Independence
By James L. Buckner, P.E. @ CBUCK Engineering
(FBC Organization # ANE 1916)
4. Engineering Analysis
By CBUCK Engineering
Report #C09-194, Dated: 12 / 1 / 09
Report #C16-164, Dated: 10 / 20 / 16

**Installation Method
Attic Breeze, LLC.
Solar Attic Fan Attachment Assembly**

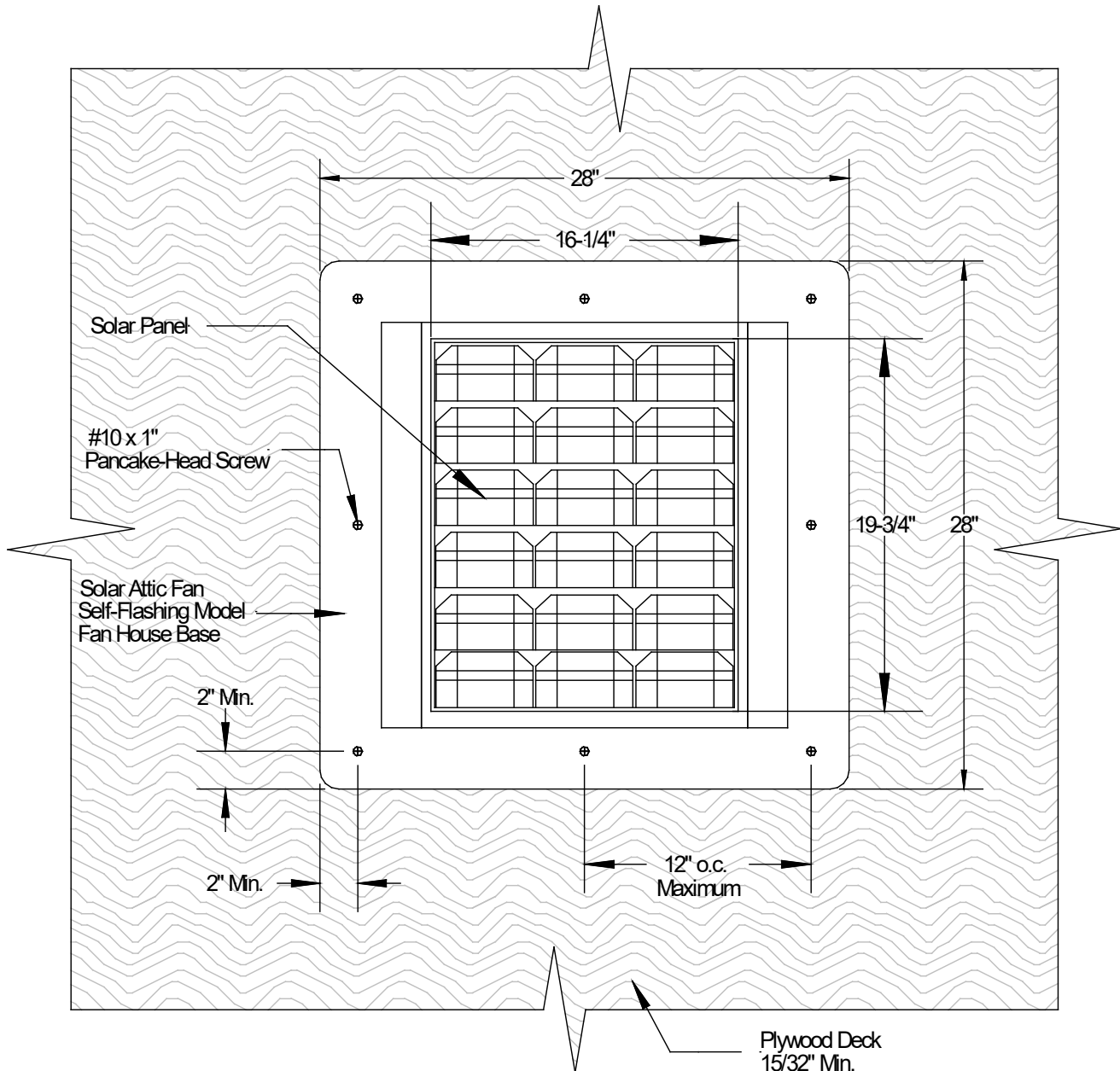


Assembly Front Section View



Assembly Side Section View

Installation Method
Attic Breeze, LLC.
Solar Attic Fan Attachment Assembly



Assembly Top Plan View