



GULFRIB™

26 GAUGE GULFRIB™ PANEL OVER 1X4 WOOD PURLINS OVER 15/32" PLYWOOD
FLORIDA PRODUCT APPROVAL NO. 11651.24 R2

Product Evaluation Report
GULF COAST SUPPLY & MANUFACTURING, LLC.

26 Ga. GulfRib™ Roof Panel over 1x4 Wood Purlins over 15/32" Plywood

Florida Product Approval #11651.24 R2


Florida Building Code 2014
Per Rule 61G20-3
Method: 1 –D

Category: Roofing
Subcategory: Metal Roofing
Compliance Method: 61G20-3.005(1)(d)
HVHZ

Product Manufacturer:
Gulf Coast Supply & Manufacturing, LLC.
14429 SW 2nd Place, Suite G30
Newberry, FL 32669

Engineer Evaluator:
Dan Kuhn, P.E. #75519
Florida Evaluation ANE ID: 10743

Validator:
Locke Bowden, P.E. #49704
9450 Alysbury Place
Montgomery, AL 36117



Contents:
Evaluation Report Pages 1 – 5





GULFRIB™

26 GAUGE GULFRIB™ PANEL OVER 1X4 WOOD PURLINS OVER 15/32" PLYWOOD
FLORIDA PRODUCT APPROVAL NO. 11651.24 R2

- Compliance Statement:** The product as described in this report has demonstrated compliance with the Florida Building Code 2014, Sections 1504.3.2, 1518.9, 1523.6.5.2.4.
- Product Description:** GulfRib™, 3/4" Rib Roof Panel, Minimum 26 Ga. Steel, 36" Coverage, through fastened roof panel over Minimum 1x4 Wood Purlins over minimum 15/32" Plywood Decking. Non Structural application.
- Panel Material/Standards:** Material: Minimum 26 Ga. Steel, ASTM A792 or ASTM A653 G90 conforming to Florida Building Code 2014 Section 1507.4.3.
Paint Finish Optional
Yield Strength: Min. 80.0ksi
Corrosion Resistance: Panel Material shall comply with Florida Building Code 2014, Section 1507.4.3.
- Panel Dimension(s):** Thickness: 0.018" Minimum
Width: 36" Coverage
Rib Height: 3/4" Major Rib at 9" O.C.
- Panel Fastener:** #9-15x1.5" HWH with sealing washing or approved equal
1/4" minimum penetration through plywood.
Corrosion Resistance: Per Florida Building Code 2014, Section 1506.6, 1507.4.4
- Substrate Description:** Minimum 1x4 No. 2 SYP wood purlins over min. 15/32" thick, APA Rated plywood over supports at maximum 24" O.C. The 1x4 wood purlins shall be fastened to the plywood with minimum 8D x 2 1/2" Ring Shank Nails at 4" O.C. Design of 1x4 wood purlins, plywood and plywood supports are outside the scope of this evaluation. Must be designed in accordance w/ Florida Building Code 2014.

Design Uplift Pressures:

Table "A"		
Maximum Total Uplift Design Pressure	106.75 psf	164.25 psf
Fastener Pattern	9"-9"-9"-9"	9"-9"-9"-9"
Fastener Spacing	24" O.C.	12" O.C.
Design Pressure includes a Safety Factor = 2.0.		





GULFRIB™

26 GAUGE GULFRIB™ PANEL OVER 1X4 WOOD PURLINS OVER 15/32" PLYWOOD
FLORIDA PRODUCT APPROVAL NO. 11651.24 R2

Code Compliance:

The product described herein has demonstrated compliance with the Florida Building Code 2014, Sections 1504.3.2, 1518.9, 1523.6.5.2.4.

Evaluation Report Scope:

The product evaluation is limited to compliance with the structural wind load requirements of the Florida Building Code 2014, as relates to Rule 61G20-3.

Performance Standards:

The product described herein has demonstrated compliance with:

- TAS 125-03
- UL 580-06 - Test for Uplift Resistance of Roof Assemblies
- UL 1897-04 - Uplift Test for Roof Covering Systems.
- TAS 100-95 - Test Procedure for Wind and Wind Driven Rain Resistance of Discontinuous Roof Systems
- TAS 110-00 - Accel. Weathering ASTM G 155 / Salt Spray ASTM B 117.

Reference Data:

1. TAS 125-03: UL 580-94 / 1897-98 Uplift Test
Force Engineering & Testing, Inc. (FBC Organization # TST-5328)
Report No. 117-0062T-07D-F, Dated 02/19/2007
2. TAS 100-95
Farabaugh Engineering & Testing, Inc. (FBC Organization # TST-1654)
Report No. T128-07, Dated 02/27/2007
Report No. T272-08, Dated 10/14/2008
3. TAS 110-00: Valspar Fluoropon coated metal panel testing
A) ASTM G 26 by PRI Asphalt Technologies dated 01/19/2004
B) ASTM B 117 by PRI Asphalt Technologies dated 01/19/2004
4. Certificate of Independence
By Dan Kuhn, P.E. (FL# 75519) @ Kuhn Engineering, LLC
(FBC Organization # ANE ID: 10743)

Test Standard Equivalence:

1. The UL 580-94 test standard is equivalent to the UL 580-06 test standard.
2. The UL 1897-98 test standard is equivalent to the UL 1897-04 test standard.
3. ASTM G 26 is equivalent to ASTM G 155.

Quality Assurance Entity:

The manufacturer has established compliance of roof panel products in accordance with the Florida Building Code and Rule 61G20-3.005(3) for manufacturing under a quality assurance program audited by an approved quality assurance entity.





GULFRIB™

26 GAUGE GULFRIB™ PANEL OVER 1X4 WOOD PURLINS OVER 15/32" PLYWOOD
FLORIDA PRODUCT APPROVAL NO. 11651.24 R2

Minimum Slope Range:

Minimum Slope shall comply with Florida Building Code 2014, including Section 1515.2 and in accordance with Manufacturers recommendations. For slopes less than 3:12, lap sealant must be used in the panel side laps.

Installation:

Install per Manufacturer's recommended details and RAS 133.

Underlayment:

Shall comply with Florida Building Code 2014 section 1518.2, 1518.3, 1518.4

Fire Barrier:

Any approved fire barrier having a current NOA. Refer to a current fire directory listing for fire ratings of this roofing system assembly as well as the location of the fire barrier within the assembly. Fire classification is not part of this acceptance.

Shear Diaphragm:

Shear Diaphragm values are outside the scope of this report.

Design Procedure:

For roofs within the parameters listed on the load table, fastening pattern must at a minimum meet those listed for the applicable wind zone. For all roofs outside the parameters listed on the load table, design wind loads shall be determined for each project in accordance with FBC 2014 Section 1609 or ASCE 7-10 using allowable stress design. The maximum fastener spacing listed herein shall not be exceeded.



GULFRIB™

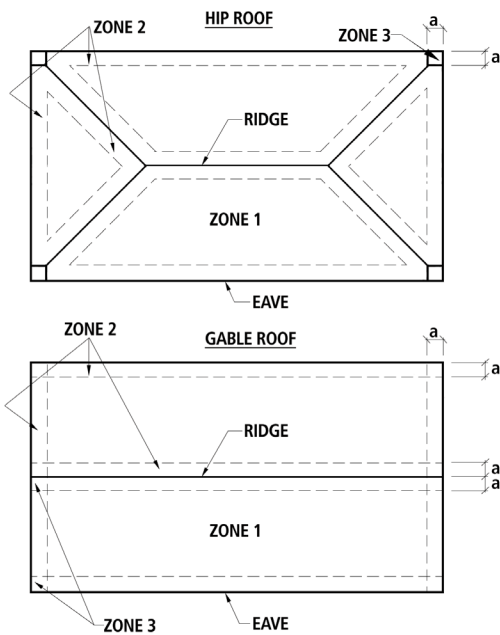
26 GAUGE GULFRIB™ PANEL OVER 1X4 WOOD PURLINS OVER 15/32" PLYWOOD
 FLORIDA PRODUCT APPROVAL NO. 11651.24 R2

ENGINEER LOAD TABLE: 26 Ga. GulFRib™ Panel over 1x4 Wood Purlins over 15/32" Plywood

Buildings having a Roof Mean Height ≤ 20'-0"; Roof Slope: 2"/12" - 12"/12" Gable or Hip Roof; Wind Speeds 120-180mph, Exposure C, Risk Category II, Enclosed Building, based on Florida Building Code 2014.

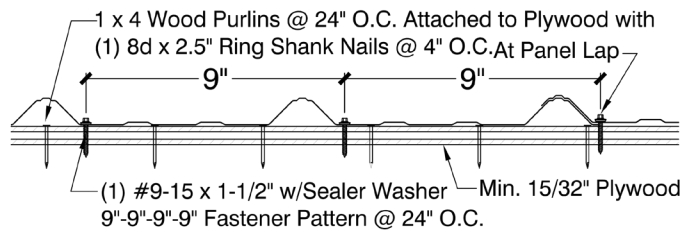
WIND SPEED	FASTENER (MIN. 1/4" Penetration)	SUBSTRATE	120	130	140	150	160	170	180
			ON CENTER SPACING	ON CENTER SPACING	ON CENTER SPACING	ON CENTER SPACING	ON CENTER SPACING	ON CENTER SPACING	ON CENTER SPACING
ZONE 1	#9-15x1.5"	1x4 Wood Purlins	24", TYPE 1	24", TYPE 1	24", TYPE 1	24", TYPE 1	24", TYPE 1	24", TYPE 1	24", TYPE 1
ZONE 2	#9-15x1.5"	1x4 Wood Purlins	24", TYPE 1	24", TYPE 1	24", TYPE 1	24", TYPE 1	24", TYPE 1	24", TYPE 1	24", TYPE 1
ZONE 3	#9-15x1.5"	1x4 Wood Purlins	24", TYPE 1	24", TYPE 1	24", TYPE 1	24", TYPE 1	24", TYPE 1	24", TYPE 1	24", TYPE 1

- PANEL DESCRIPTION:** GULFRIB™, MIN. 26 GA., GRADE 80, 36" COVERAGE, 3/4" TALL.
- PANEL FASTENER:** #9-15X1.5" HWH WITH SEALING WASHER OR APPROVED EQUAL
- MAXIMUM ALLOWABLE PANEL UPLIFT PRESSURE:** 106.75 PSF @ 24" O.C. FASTENER SPACING TYPE 1 FASTENER PATTERN, 164.25 PSF @ 12" O.C. FASTENER SPACING TYPE 2 FASTENER PATTERN BASED ON TAS 125, UL 580/UL 1897 TESTING.
- SUBSTRATE:** 1X4 WOOD PURLINS OVER MIN. 15/32" THICK PLYWOOD. WOOD PURLINS ATTACHED TO PLYWOOD W/ MIN. 8D X 2 1/2" RING SHANK NAILS AT 4" O.C. PURLINS AND PLYWOOD MUST BE DESIGNED IN ACCORDANCE WITH FBC 2014
- ROOF SLOPE:** ON ROOF SLOPES LESS THAN 3:12, LAP SEALANT MUST BE USED IN PANEL SIDE LAPS.
- LOAD TABLE** BASED ON WIND PRESSURES CALCULATED PER ASCE 7-10 (KD = 0.85) MULTIPLIED BY 0.6 PER FLORIDA BUILDING CODE 2014

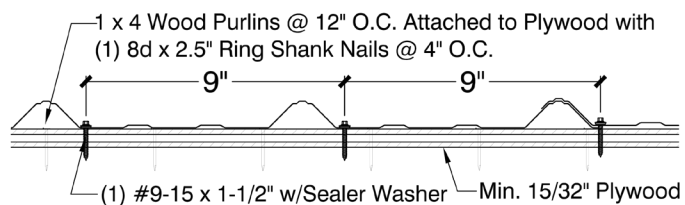


Note: Dimension (a) is defined as 10% of the minimum width of the building or 40% of the mean height of the roof, whichever is smaller, however, (a) cannot be less than either 4% of the minimum width of the building or 3 feet.

TYPE 1 FASTENER PATTERN



TYPE 2 FASTENER PATTERN



FL# 11651.24 R2 • JUNE 15, 2015

PRODUCT EVALUATION REPORT

