



# GULFLOK™

26 GA. GULFLOK™ 16" WIDE ROOF PANEL OVER 15/32" PLYWOOD  
FLORIDA PRODUCT APPROVAL **NO. 11651.16 R2**

**Product Evaluation Report**  
**GULF COAST SUPPLY & MANUFACTURING, LLC.**

**26 Ga. GulfLok™ 16" Wide Roof Panel over 15/32" Plywood**

**Florida Product Approval #11651.16 R2**

Florida Building Code 2014  
Per Rule 61G20-3  
Method: 1 –D

**Category: Roofing**

**Subcategory: Metal Roofing**

Compliance Method: 61G20-3.005(1)(d)  
NON HVHZ

**Product Manufacturer:**

**Gulf Coast Supply & Manufacturing, LLC.**

14429 SW 2nd Place, Suite G30  
Newberry, FL 32669

**Engineer Evaluator:**


**Dan Kuhn, P.E. #75519**

Florida Evaluation ANE ID: 10743

**Validator:**

**Locke Bowden, P.E. #49704**

9450 Alysbury Place  
Montgomery, AL 36117



**Contents:**

**Evaluation Report Pages 1 – 5**





# GULFLOK™

26 GA. GULFLOK™ 16" WIDE ROOF PANEL OVER 15/32" PLYWOOD  
 FLORIDA PRODUCT APPROVAL NO. 11651.16 R2

- Compliance Statement:** The product as described in this report has demonstrated compliance with the Florida Building Code 2014, Sections 1504.3.2.
- Product Description:** GulfLok™, 7/8" Nailstrip Roof Panel, Minimum 26 Ga. Steel, Maximum 16" Coverage, Roof panel restrained with fasteners into minimum 15/32" plywood decking. Non Structural application.
- Panel Material/Standards:** Material: Minimum 26 Ga. Steel, ASTM A792 or ASTM A653 G90 conforming to Florida Building Code 2014 Section 1507.4.3.  
 Paint Finish Optional  
 Yield Strength: 50.0 ksi  
 Corrosion Resistance: Panel Material shall comply with Florida Building Code 2014, Section 1507.4.3.
- Panel Dimension(s):** Thickness: 0.018" Minimum  
 Width: 16" Coverage Maximum  
 Female Rib: 7/8" Tall  
 Male Rib: 3/4" Tall Rib with Slotted Strip  
 Panel Seam: Snap Lock
- Panel Clip:** 24 Ga. Zinc Aluminum Coated Steel, 24" Long. *Used at Corner Zones only, where required design pressures exceed -121.75 psf.*
- Panel Fastener:** Through Panel Slot: (1) #10-12x1" Pancake Type A  
 1/4" Minimum Penetration through Plywood.  
 Corrosion Resistance: Per Florida Building Code 2014, Section 1506.6, 1507.4.4
- Substrate Description:** Minimum 15/32" thick, APA Rated plywood over supports at maximum 24" O.C. Design of plywood and plywood supports are outside the scope of this evaluation. Must be designed in accordance w/ Florida Building Code 2014.

**Design Uplift Pressures:**

Table "A" Maximum Design Pressures			
Roof Areas	Assembly A	Assembly B	Assembly C
Maximum Design Pressures	-63.5 psf	-121.75 psf	-161 psf
Fastener Spacing	5 1/8" O.C	5 1/8" O.C	5 1/8" O.C
Sealant	No	Yes	No
Panel Clip	No	No	Yes
*Design Pressure includes a Safety Factor = 2.0.			





# GULFLOK™

26 GA. GULFLOK™ 16" WIDE ROOF PANEL OVER 15/32" PLYWOOD  
FLORIDA PRODUCT APPROVAL **NO. 11651.16 R2**

<b>Code Compliance:</b>	The product described herein has demonstrated compliance with the Florida Building Code 2014, Sections 1504.3.2.
<b>Evaluation Report Scope:</b>	The product evaluation is limited to compliance with the structural wind load requirements of the Florida Building Code 2014, as relates to Rule 61G20-3.
<b>Performance Standards:</b>	The product described herein has demonstrated compliance with: <ul style="list-style-type: none"><li>• UL 580-06 - Test for Uplift Resistance of Roof Assemblies</li><li>• UL 1897-04 - Uplift Test for Roof Covering Systems.</li></ul>
<b>Reference Data:</b>	<ol style="list-style-type: none"><li>1. UL 580-94 / 1897-98 Uplift Test Force Engineering &amp; Testing, Inc. (FBC Organization # TST-5328) Report No. 117-0301T-10A-C, Dated 07/26/2013</li><li>2. TAS 125 Architectural Testing, Inc. (FBC Organization # TST-1527) Report No. B9000.01-450-18, Dated 12/12/2012</li><li>3. Certificate of Independence By Dan Kuhn, P.E. (FL# 75519) @ Kuhn Engineering, LLC (FBC Organization # ANE ID: 10743)</li></ol>
<b>Test Standard Equivalence:</b>	<ol style="list-style-type: none"><li>1. The UL 580-94 test standard is equivalent to the UL 580-06 test standard.</li><li>2. The UL 1897-98 test standard is equivalent to the UL 1897-04 test standard.</li></ol>
<b>Quality Assurance Entity:</b>	The manufacturer has established compliance of roof panel products in accordance with the Florida Building Code and Rule 61G20-3.005(3) for manufacturing under a quality assurance program audited by an approved quality assurance entity.
<b>Minimum Slope Range:</b>	Minimum Slope shall comply with Florida Building Code 2014, including Section 1507.4.2 and in accordance with Manufacturers recommendations.
<b>Installation:</b>	Install per Manufacturer's recommended details.
<b>Underlayment:</b>	Shall comply with Florida Building Code 2014 section 1507.4.5.1 and 1507.4.5.2.
<b>Roof Panel Fire Classification:</b>	Fire classification is not part of this acceptance.
<b>Shear Diaphragm:</b>	Shear Diaphragm values are outside the scope of this report.



# GULFLOK™

26 GA. GULFLOK™ 16" WIDE ROOF PANEL OVER 15/32" PLYWOOD  
FLORIDA PRODUCT APPROVAL **NO. 11651.16 R2**

## Design Procedure:

For roofs within the parameters listed on the load table, fastening pattern must at a minimum meet those listed for the applicable wind zone. For all roofs outside the parameters listed on the load table, design wind loads shall be determined for each project in accordance with FBC 2014 Section 1609 or ASCE 7-10 using allowable stress design. The maximum fastener spacing listed herein shall not be exceeded. This evaluation report is not applicable in High Velocity Hurricane Zone. Refer to current NOA or HVHZ evaluation report for use of this product in High Velocity Hurricane Zone.





# GULFLOK™

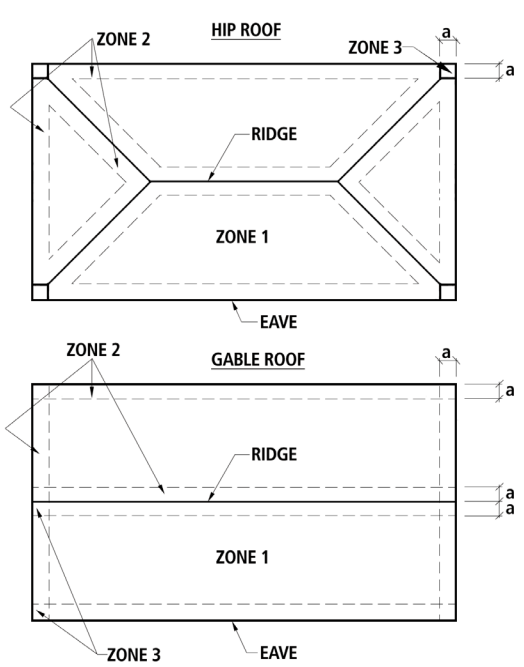
26 GA. GULFLOK™ 16" WIDE ROOF PANEL OVER 15/32" PLYWOOD  
 FLORIDA PRODUCT APPROVAL NO. 11651.16 R2

**ENGINEER LOAD TABLE: 26 Ga. GulfLok™ 16" Wide Roof Panel over 15/32" Plywood**

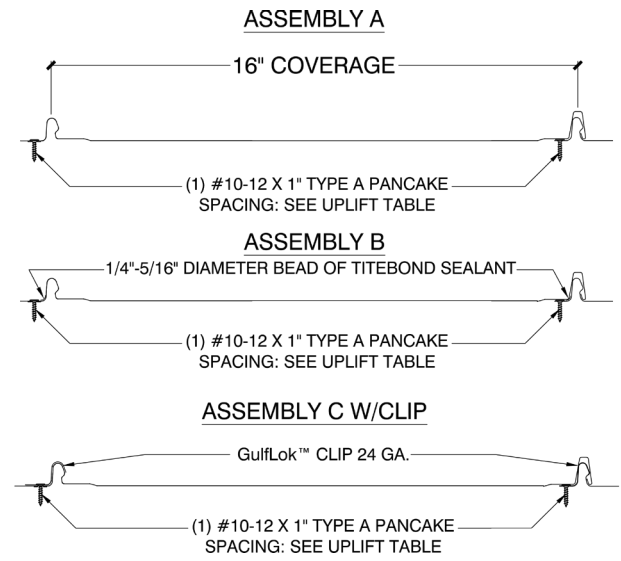
Buildings having a Roof Mean Height ≤ 20'-0"; Roof Slope: 2"/12" - 12"/12" Gable or Hip Roof; Wind Speeds 120-180mph, Exposure C, Risk Category II, Enclosed Building, based on Florida Building Code 2014.

WIND SPEED	FASTENER (MIN. 1/4" Penetration)	SUBSTRATE (MIN. 15/32")	120	130	140	150	160	170	180
			ON CENTER SPACING	ON CENTER SPACING	ON CENTER SPACING	ON CENTER SPACING	ON CENTER SPACING	ON CENTER SPACING	ON CENTER SPACING
ZONE 1	(1) #10-12x1"	CDX PLYWOOD	ASSEMBLY A	ASSEMBLY A	ASSEMBLY A	ASSEMBLY A	ASSEMBLY A	ASSEMBLY A	ASSEMBLY A
ZONE 2	(1) #10-12x1"	CDX PLYWOOD	ASSEMBLY A	ASSEMBLY A	ASSEMBLY A	ASSEMBLY A	ASSEMBLY A	ASSEMBLY B	ASSEMBLY B
ZONE 3	(1) #10-12x1"	CDX PLYWOOD	ASSEMBLY A	ASSEMBLY A	ASSEMBLY B	ASSEMBLY B	ASSEMBLY B	ASSEMBLY B	ASSEMBLY B

- PANEL DESCRIPTION:** GULFLOK™, MIN. 26 GA, 7/8" RIB, 16" MAXIMUM COVERAGE, SNAP SEAM.
- PANEL FASTENER:** THROUGH PANEL SLOT: (1) #10-12X1" PANCAKE TYPE A, 1/4" MIN. PENETRATION THROUGH PLYWOOD.
- MAXIMUM ALLOWABLE PANEL UPLIFT PRESSURE:** -63.5 PSF AT 5 1/8" O.C. ASSEMBLY A, -121.75 PSF AT 5 1/8" O.C. WITH SEALANT ASSEMBLY B, -161 PSF AT 5 1/8" O.C. WITH CLIP ASSEMBLY C. PRESSURE BASED ON UL 580/UL 1897 TESTING BY FORCE ENGINEERING & TESTING.
- PLYWOOD DECKING:** MIN. 1 1/2" THICK, APA RATED PLYWOOD, GRADE C-D. MUST BE DESIGNED IN ACCORDANCE WITH FBC 2014
- LOAD TABLE** BASED ON WIND PRESSURES CALCULATED PER ASCE 7-10 (KD = 0.85) MULTIPLIED BY 0.6 PER FLORIDA BUILDING CODE 2014



Note: Dimension (a) is defined as 10% of the minimum width of the building or 40% of the mean height of the roof, whichever is smaller, however, (a) cannot be less than either 4% of the minimum width of the building or 3 feet.



FL# 11651.16 R2 • JUNE 15, 2015

PRODUCT EVALUATION REPORT