

Accessible Seating and Tables



6/18/03



Section 11-4.32 Fixed or Built-in Seating and Tables

- If seating for people in wheelchairs is provided at tables or counters, knee spaces at least 27 inches high, 30 inches wide and 19 inches deep shall be provided 11-4.32.3
- Tops of accessible tables and counters can range from 28 inches to 34 inches



Section 11-4.32 Fixed or Built-in Seating and Tables

- At least 5% but not less than 1 of the fixed seating areas or tables shall comply with 11-4.32 (11-4.1.3.(18))
- Seating shall be on an accessible route
 - 36 inches wide minimum, 44 inches for means of egress 11-4.1.3(18)

Section 11-4.33 Assembly

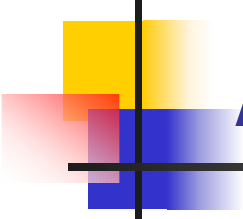
Areas



Accessible Seating Table: 11-4.1.3(19)

- | | |
|---|---|
| ■ Capacity of Seating in Assembly Areas | ■ Number of Required Wheelchair Locations |
| ■ 1 to 25 | ■ 1 |
| ■ 26 to 50 | ■ 2 |
| ■ 51 to 100 | ■ 4 |


For all remaining fixed seats, there shall be not less than one such accessible and usable space for each 100 fixed seats or fraction thereof



Section 11-4.33 Assembly Areas

- Stadium style seating must comply with vertical accessibility requirements; otherwise a waiver is required from the Florida Building Commission
- Waiver forms available at www.floridabuilding.org
- Listening systems located within 50 feet of stage or screen

Assembly




60 inches

Sloped areas

Flat surface at location of wheelchair seat locations

Assembly



Wheelchair locations with tablet arm desks.

Assembly

Noncompliant

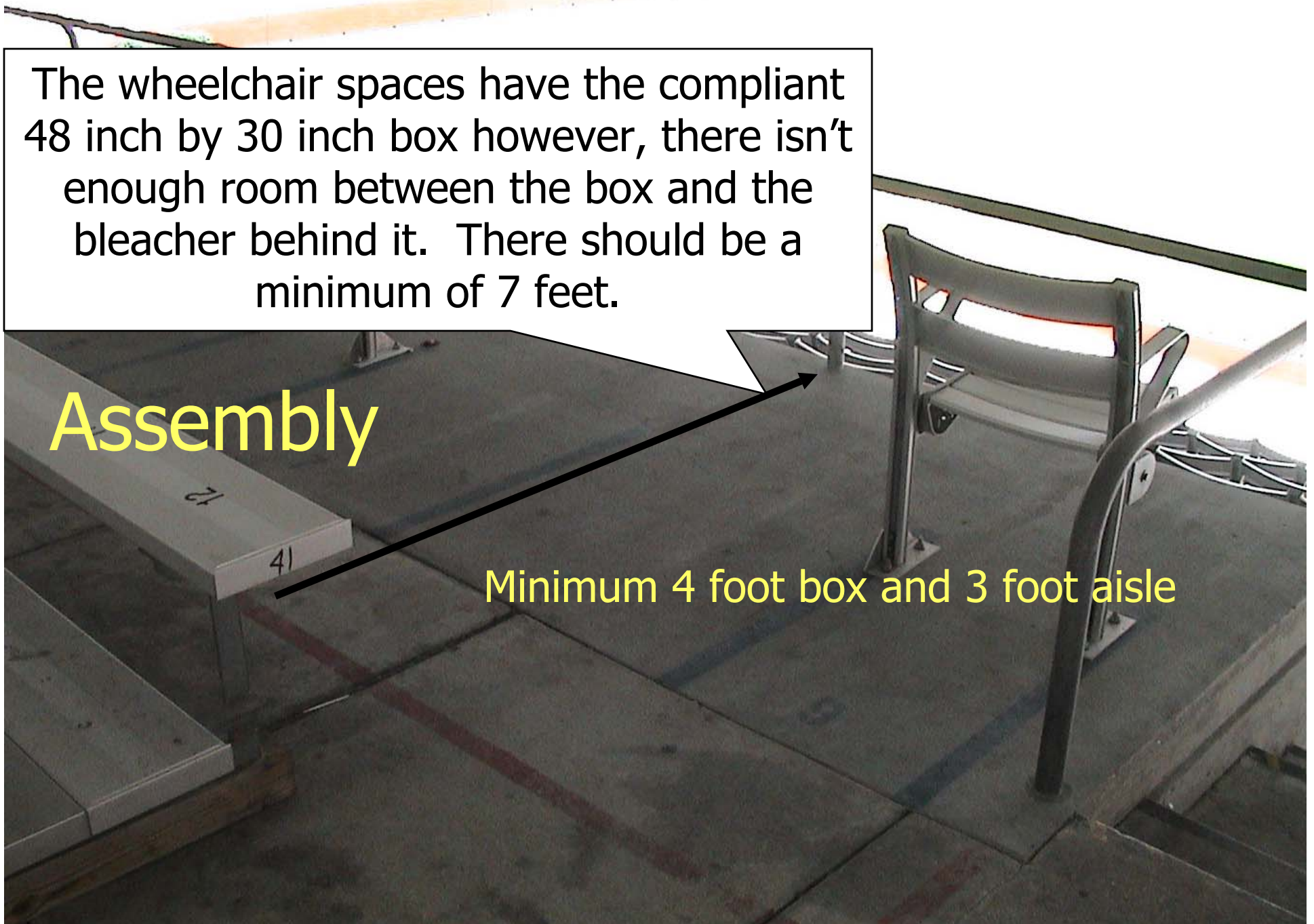


This area is short and the rail compounds the situation. The area is only 6 ½ feet deep.

The wheelchair spaces have the compliant 48 inch by 30 inch box however, there isn't enough room between the box and the bleacher behind it. There should be a minimum of 7 feet.

Assembly

Minimum 4 foot box and 3 foot aisle





Section 11-4.34 Automated Teller

- Automated teller shall be located so that clear floor space complying with 11-4.2.4 (30 inches by 48 inches) is provided to allow a person using a wheelchair to make a forward approach, a parallel approach, or both

Section 11-4.34 Automated Teller




- Forward approach only – operable parts mounted in accordance with 11-4.2.5
- Parallel approach only – not more than 10 inches, controls mounted no higher than 54 inches



Section 11-4.34 Automated Teller

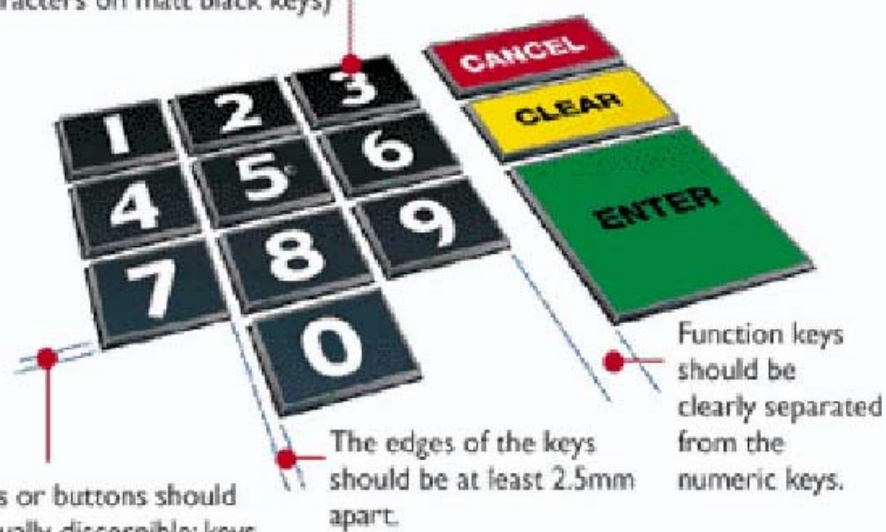
- Reach depth in accordance with table in 11-4.34.3
- Instructions and all information for use shall be made accessible to and independently usable by persons with vision impairments 11-4.34.5

ATM Keypad



Visual markings on the keys should be characters at least 4mm high and should have good contrast with the colour of the key (eg. white characters on matt black keys)

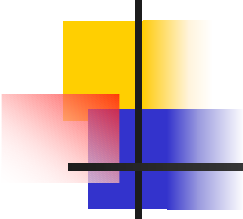
Colour coded keys should be:
Red: Cancel
Yellow: Clear or Correct
Green: Enter or Proceed



All keys or buttons should be tactually discernible; keys should be raised or recessed by a minimum of 2mm.

The edges of the keys should be at least 2.5mm apart.

Function keys should be clearly separated from the numeric keys.




Section 11-4.35 Dressing & Fitting Rooms

- Provide an area that allows a person using a wheelchair to make a 180 degree turn. No door shall swing into the turning space
- Doors must comply with Section 11-4.13

Section 11-4.35 Dressing & Fitting Rooms

- Every accessible dressing room shall have a 24 inch by 48 inch bench fixed to a wall along the longer dimension. The bench shall be mounted 17 inches to 19 inches above the finished floor



Section 11-4.35 Dressing & Fitting Rooms

- Where mirrors are provided, then, a full-length mirror, measuring at least 18 inches wide by 54 inches high, shall be mounted in a position affording a view to a person on the bench as well as a person standing





Section 11-5 Restaurants & Cafeterias

- Where fixed tables (or dining counters where food is consumed but there is no service) are provided, at least 5%, but not less than one, of the fixed tables (or a portion of the dining counter) shall be accessible and shall comply with 11-4.32 as required in 11-4.1.3.18. (11-5.1)



Section 11-5 Restaurants & Cafeterias

- In new construction, and where practicable in alterations, accessible fixed tables (or counters) shall be distributed throughout the space or facility (11-5.1)



Section 11-5 Restaurants & Cafeterias

- Where food and drink is served at counters exceeding 34 inches in height for consumption by customers seated on stools or standing at counter, a portion of the main counter which is 60 inches in length minimum shall be provided in compliance with 11-4.32 or service shall be available at accessible tables within the same area.

Accessible Service Counter





Section 11-5 Restaurants & Cafeterias

- All dining areas, including raised or sunken dining areas, loggias, and outdoor seating areas, shall be accessible (11-5.4)
- Self-service shelves and dispensing devices for tableware, dishware, condiments, food and beverages shall be installed to comply with 11-4.2



Section 11-5 Restaurants & Cafeterias

- Food service lines shall have a minimum clear width of 36 inches, with a preferred clear width of 42 inches. Tray slides shall be mounted no higher than 34 inches above the floor. If self-service shelves are provided, at least 50% of each type shall be within reach ranges specified in 11-4.2.5 and 11-4.2.6

Fast Food Counter





Section 11-5 Restaurants & Cafeterias – Raised Platforms 11-5.7

In banquet rooms or spaces where a head table or speaker's lectern is located on a raised platform, the platform shall be accessible in compliance with 11-4.8 or 11-4.11. Open edges of a raised platform shall be protected by placement of tables or by a curb.



Section 11-6 Medical Care Facilities

- Hospitals – general purpose hospitals, psychiatric facilities, detoxification facilities – At least 10 percent of patient bedrooms and toilets, and all public use and common use areas are required to be designed and constructed to be accessible. (11-6.1.1)



Section 11-6 Medical Care Facilities

- Hospitals and rehabilitation facilities that specialize in treating conditions that affect mobility, or units within either that specialize in treating conditions that affect mobility – All patient bedrooms and toilets, and all public use and common use areas are required to be designed and constructed to be accessible. (11-6.1.2)



Section 11-6 Medical Care Facilities

- Long term care facilities, nursing homes
 - At least 50 percent of patient bedrooms and toilets, and all public use and common use areas are required to be designed and constructed to be accessible. (11-6.1.3)



Section 11-6 Medical Care Facilities

- At facilities providing medical care and other services for person with mobility impairments, parking spaces complying with 11-4.6 shall be provided in accordance with 11-4.4.1.2(5)(a) except as follows:



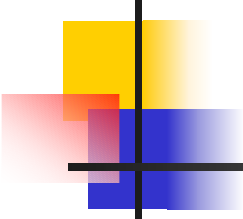
Section 11-6 Medical Care Facilities

- (i) Outpatient units and facilities: 10 percent of the total number of parking spaces provided serving each such outpatient unit or facility;
- (ii) Units and facilities that specialize in treatment of services for persons with mobility impairments; 20 percent of the total number of parking spaces provided serving each such unit or facility.



Section 11-6 Medical Care Facilities

- Each patient bedroom shall have a door that complies with 11-4.13: except entry doors to acute care hospital bedrooms for in-patients shall be exempted from the requirement in 11-4.13.6 for maneuvering space at the latch side of the door if the door is at least 44 inches wide.



Section 11-7 Business and Mercantile

- Department and retail stores where counters have cash registers and are provided for the sale and distribution of goods or services at least one of each type shall have a portion of the counter which is at least 36 inches wide with a maximum height of 36 in (11-7.2.1)

Accessible Counter



Accessible Counter



Accessible Bank Counter

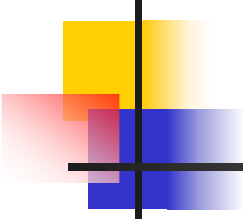


**27
inches
high**

36 inches wide

Accessible Checkout





Section 11-7 Business and Mercantile

- Ticketing counters, teller stations in a bank, registration at hotels and motels, box office ticket counters, and other counters that may not have a cash register but at which goods or services are sold either: 36 inches wide by 36 inches high counter; or and auxiliary counter with max height of 36 inches; or an equivalent facilitation (11-7.2.2)



Section 11-8 Libraries

- At least 5% or a min. of one of each element of fixed seating, tables, or study carrels shall comply with 11-4.4.2 and 11-4.32.



Section 11-8 Libraries

- Card catalogs must comply with Figure 55
- Stacks – Min. clear aisle width between stacks shall comply with 11-4.3, with a min. clear aisle width of 42 inches preferred



Section 11-9 Accessible Transient Lodging

- Hotels, Motels, Inns, Boarding Houses, Dormitories, Resorts and Other similar Places of Transient Lodging.
 - All public use and common use areas are required to be designed and constructed to comply with section 11-4.

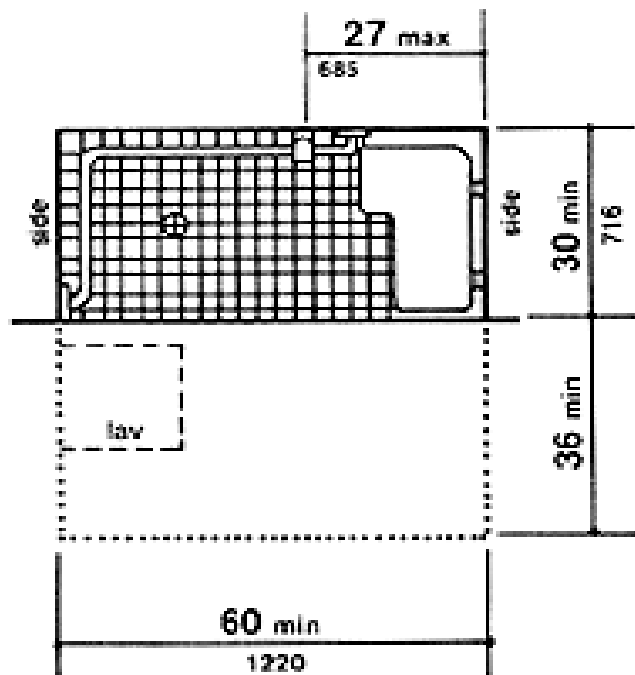


Section 11-9 Accessible Transient Lodging

- Accessible sleeping rooms or suites that comply with the requirements of 11-9.2.1 to 11-9.2.2 shall be provided in conformance with the table to follow. In addition, in hotels, of 50 or more sleeping rooms or suites, additional accessible sleeping rooms or suites that include a roll-in shower shall be provided (see Figure 57a & b)

Section 11-9 Accessible Transient Lodging

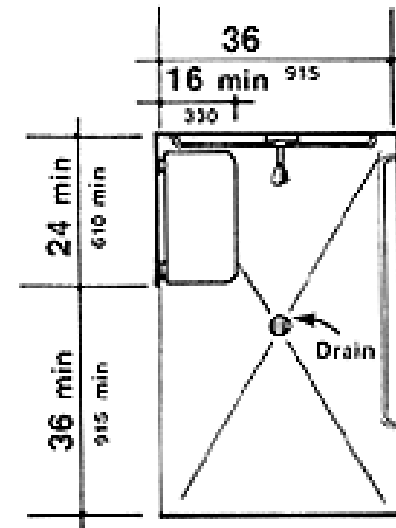
Figure 57a



(a)

Fig. 57
Roll-in Shower with Folding Seat

Figure 57b



(b)

Fig. 57
Roll-in Shower with Folding Seat

Section 11-9 Accessible Transient Lodging

No. of Rms.	Accessible #	Rms. with Roll-In showers	FL 5%
1 to 25	1		
26 to 50	2		
51 to 75	3	1	
76 to 100	4	1	
101 to 150	5	2	
151 to 200	6	2	See 11-9.1.2 shaded
201 to 300	7	3	
301 to 400	8	4	
401 to 500	9	4, plus one for each additional 100 over 400	
501 to 1000	2% of total		
1001 to over	20 plus 1 for each 100 over 1000		



Section 11-9 Accessible Transient Lodging

- Sleeping rooms for persons with hearing impairments
- **In addition to** those accessible sleeping rooms and suites sleeping rooms that comply with 11-9.3 shall be provided in conformance with the following table:

Section 11-9 Accessible Transient Lodging

- Number of Elements and Accessible Elements

1 to 25	1
26 to 50	2
51 to 75	3
76 to 100	4
101 to 150	5
151 to 200	6
201 to 300	7
301 to 400	8
401 to 500	9
501 to 1000	2% of total
1001 and over	20 plus 1 for each 100 over 1000



Section 11-9 Accessible Transient Lodging

- 11-9.1.4 Classes of Sleeping Accommodations
 - Sleeping rooms required to be accessible by 11-9.1.2 shall be dispersed among the various classes of sleeping accommodations. Factors to consider include room size, cost, amenities provided, and number of beds.



Section 11-9 Accessible Transient Lodging

- 11-9.2 Requirements for Accessible Units, Sleeping Rooms and Suites
- An accessible unit, sleeping room or suite shall be on an accessible route
- Accessible rooms shall have a 36 inch clear width maneuvering space located along both sides of a bed (except when two beds are provided)
- An accessible route shall connect all accessible spaces and elements, including telephones, within the unit, sleeping room or suite



Section 11-9 Accessible Transient Lodging

- 11-9.2.3 Hotel, Motel and Condominium Special Accessibility Feature
- At least 5% of rooms, in addition the accessible rooms, shall have grab rails in bathrooms and toilet rooms, open frame beds, all standard water closet seats shall be 15 inches with a portable or attached raised toilet seat in designated accessible rooms (11-9.2.3)

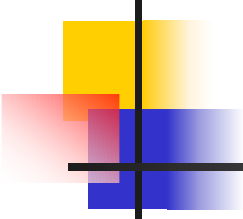
Accessible Shower with Seat





Section 11-10 Transportation Facilities

- Every station, bus stop, bus stop pad, terminal, building or other transportation facility, shall comply with the applicable provisions of 11-4.1 through 11-4.35, sections 11-5 through 11-9, and applicable provisions of this section



Section 11-11 Residential Buildings

- Single family houses, duplexes, triplexes, condominiums and townhouses shall provide:
- One bathroom located with max privacy on grade level with a door that has a 29 inch clear opening.



Section 11-12 Theme Park or an Entertainment Complex

- In lieu of Florida parking space design (11-4.6) provide parking spaces that comply with the alternative design of Figure 9b (96 wide, 5 feet access aisle)
- When the alternative parking space designs are used, van accessible spaces shall be provided in compliance with 11-4.1.2.5.b



Section 11-12 Theme Park or an Entertainment Complex

- When several lots or areas are provided a single lot may be designated for parking by persons with disabilities

Accessible Theme Park Rides





End of Session 3



Thank you for your attendance!



Course Contributors



A Very Special Thanks!!!

Accessibility Training Course Builders:

Diana Richardson, Neil Melick, Johnny Long, JR Harding, Larry Schneider, Pam Dorwarth, Leonard Lipka, Bob Leonard, Steve Corn, Jeffrey Gross, Sharon Mignardi, Bunny Armstrong, Steve Sensakovic, Tom Ricci, Andrea Williamson, Mary-Kathryn Smith, Bruce Ketcham, and Verda La Rue.