

Owner Harry Wasserman

Mailing Address

Permit No. 14814

Cost \$ 35,000.

Lot g Block g

Subdivision Ocean Beach

Address 200 Collins avenue

General Contractor Riley Builders

Boind No.

Architect Pfeiffer & Pitt

1097

Engineer

4203-03-105

Zoning Regulations: Use BB

Area 19

Lot Size 50 X 130

Building Size: Front 42

Depth 130

Height 28'6

Stories Two

Certificate of Occupancy No.

Use Apartment- 20 units

Type of Construction c-b-s

Foundation spread footing

Roof flat

Date Oct. 11-1940

Plumbing Contractor Odom & Robertson # 14332

Sewer Connection 1

Date Oct. 17-1940

Temporary Closet 1

Plumbing Contractor

14799-

Gas Co. connect 20 gas ranges

Date 12-17-40

Water Closets 21

Bath Tubs 20

Floor Drains

Lavatories 21

Showers

Grease Traps

Urinals

Sinks 20

Drinking Fountains

Gas Stoves 20

Gas Heaters

Rough Approved ----Bell----- Date 11-15-40

Gas Radiators 21

Martin-(Gas Turn On Approved

Gas Co.) 14846 -Connect 20 gas ranges- 12-23-40

Septic Tank Contractor

Tank Size

Date

Oil Burner Contractor

Tank Size

Date

Sprinkler System

Electrical Contractor ACE ELECTRIC #15932

Address

Date 10-18-40

Switch 84

Range Motors 1

Fans Temporary Service 1

OUTLETS Light 107

HEATERS Water

16603- Ace Electric- 1 temporary

Receptacles 120

Space

Centers of Distribution 27 12-28-40

Refrigerators 20

BELL TRANSFORMER 1

Irons 20

Sign Outlets

No. FIXTURES 107

Electrical Contractor ACE ELECTRIC #16204

Date 11-14-40

FINAL APPROVED BY

Lincoln Brown, jr

Date of Service

February 20-1941

Alterations or Repairs—Over

ELECTRICAL PERMIT # 33084 Kenny Electric: 2 Switch outlets, Jan. 8, 1951 --- Meginniss 1-11-51

METRO ORD. #75-34
RECERTIFICATION DATE: 11-19-80

ALTERATIONS & ADDITIONS

Building Permits:

BUILDING PERMIT # 20917...Painting...steel sash....\$100.00, day labor, October 12, 1945

BUILDING PERMIT # 39898 Painting - Serge Popoff - \$200..10-29-52

60001 Remove existing steel casement windows with Awning Type. General Window Corp.
Sept.10,1959 \$ ~~80000~~ 600.00

#74798 Al Springer Roofing Inc.: Repair roof - \$325. - 9/20/65

#1575 - Florida Fuel Oil - hot water boilers 1-80 gal 5/13/71

#10572-Stanley Builders-Re-roof 55 sqs on existing building-\$3000-1-13-77

#15477-Owner-Wash and paint exterior-\$800-8-10-79

#20785 8/27/81 Se-Go Ind. Security Wind - furnish and install 7 single hung windows \$1.200.

Rough Gas -O'Neill 4/17/50

Final Gas OK- T.A.O'Neill
4/17/50

Plumbing Permits:

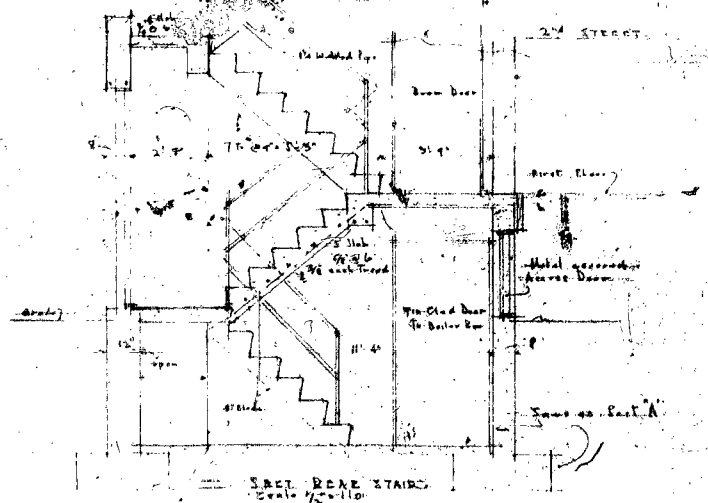
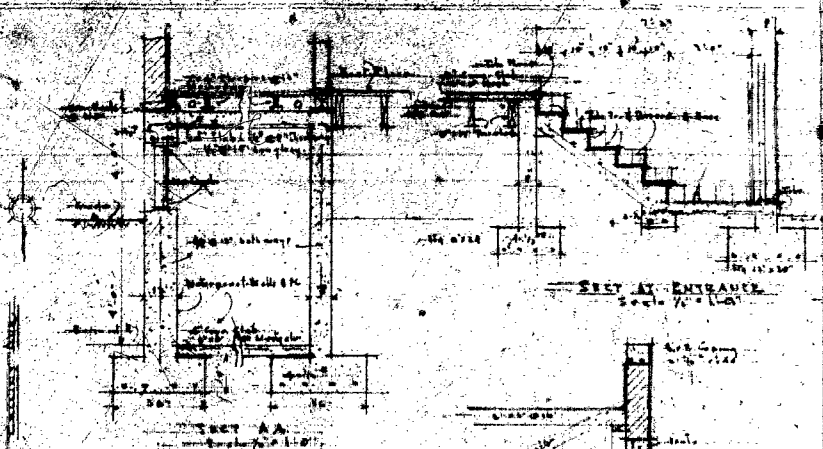

Electrical Permits:

BUILDING PERMITS: #M9839 - Acme Chute Company - 2 Trash chute doors - 3-2-88 *OK*
#SB880448 - 12-27-88 - The Door Factory - Replace existing 40 doors as per fire
dept. - \$6,927.00 *OK*

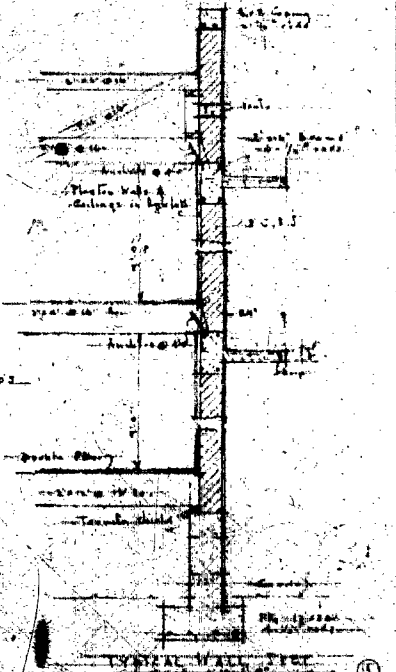

ELECTRICAL PERMITS: #E8800127 - Vivian Electric - 1 Fire alarm panel, 4 pull stations, 2 bells, -
10-27-88 *OK*

CUMULATIVE COST OF CONSTRUCTION OF PERMITS ISSUED

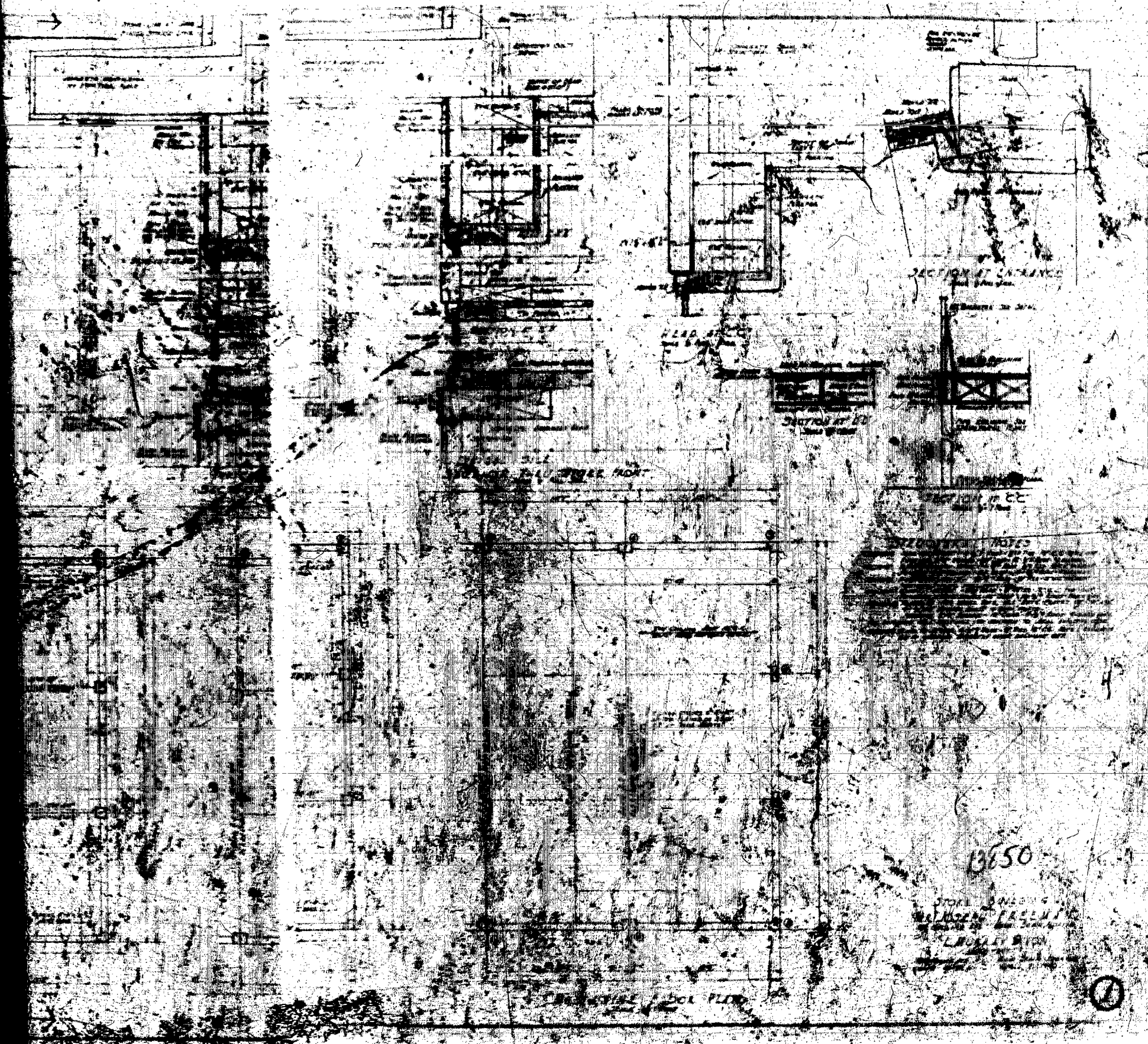
DATE ISSUED	PROCESS NO.	DESCRIPTION OF WORK	WORK COST	CUMULATIVE WORK COST	APPRAISED BLDG. VALUE BEFORE REMODEL	%	COMMENTS	BUILDING PERMIT NO.
12-27-88		REPLACE existing 40 doors	\$6,987.00					58880448



PLAN & FOUNDATION PLAN
Scale 1/8\"/>



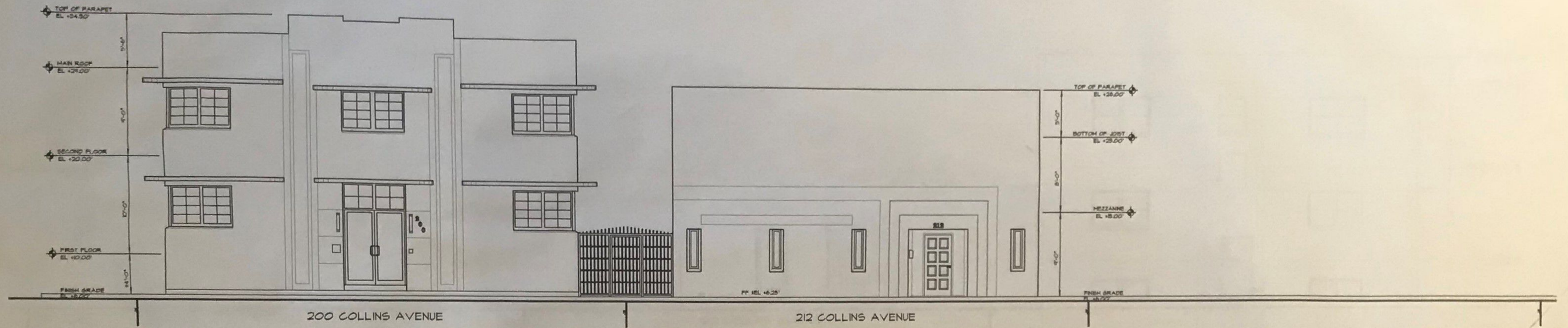
ARCHITECTS
 200 N. ...
 ...
 ...
 ...
 ...



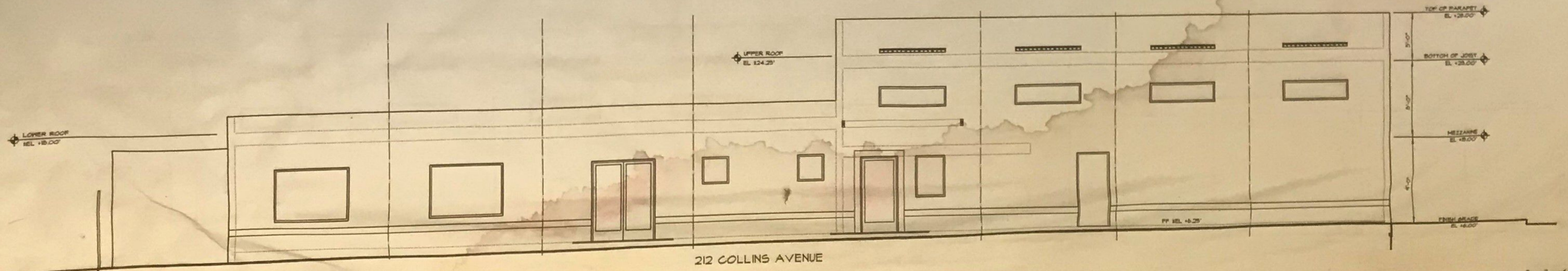
13650

STON...
M...
L...

①

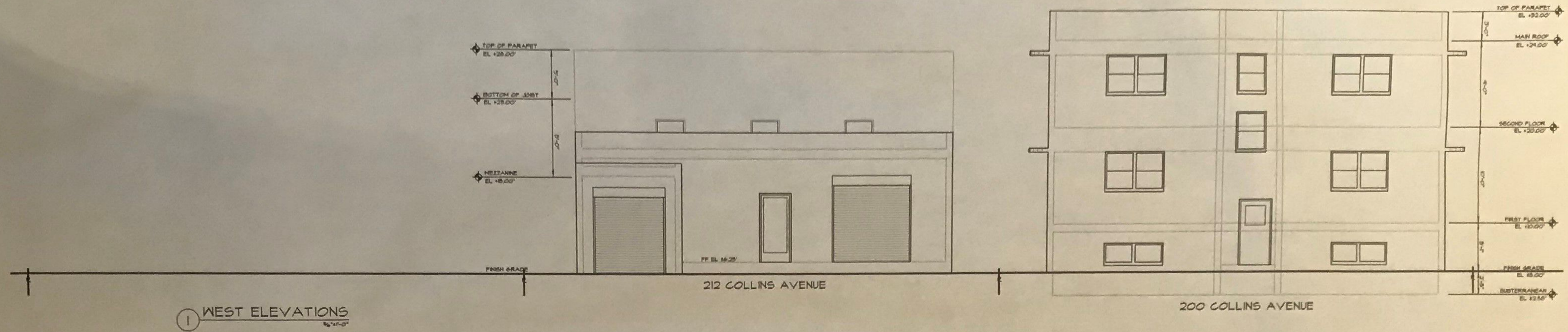


① EAST ELEVATIONS
1/8"=1'-0"

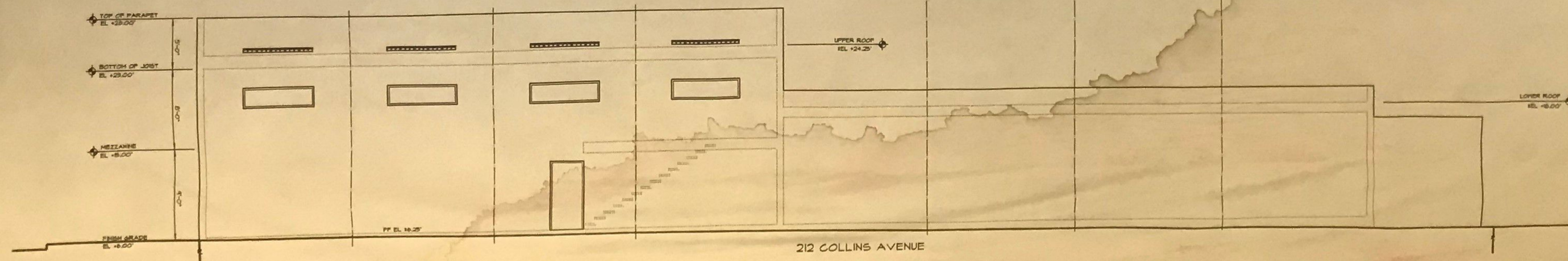


② SOUTH ELEVATION
1/8"=1'-0"

ISSUED FOR CONSTRUCTION:	
ISSUED FOR:	
PROJECT:	
ADDITIONS & RENOVATION	
TO	
200 & 212	
COLLINS AVENUE	
MIAMI BEACH, FL 33139	
FOLD NUMBER: 02-4203-023-1090	
AND	
FOLD NUMBER: 02-4203-023-1040	
OWNER:	
212 COLLINS AVENUE MIAMI BEACH, FL 33139	
DATE:	SHEET NUMBER:
07 FEB 2011	A3-1



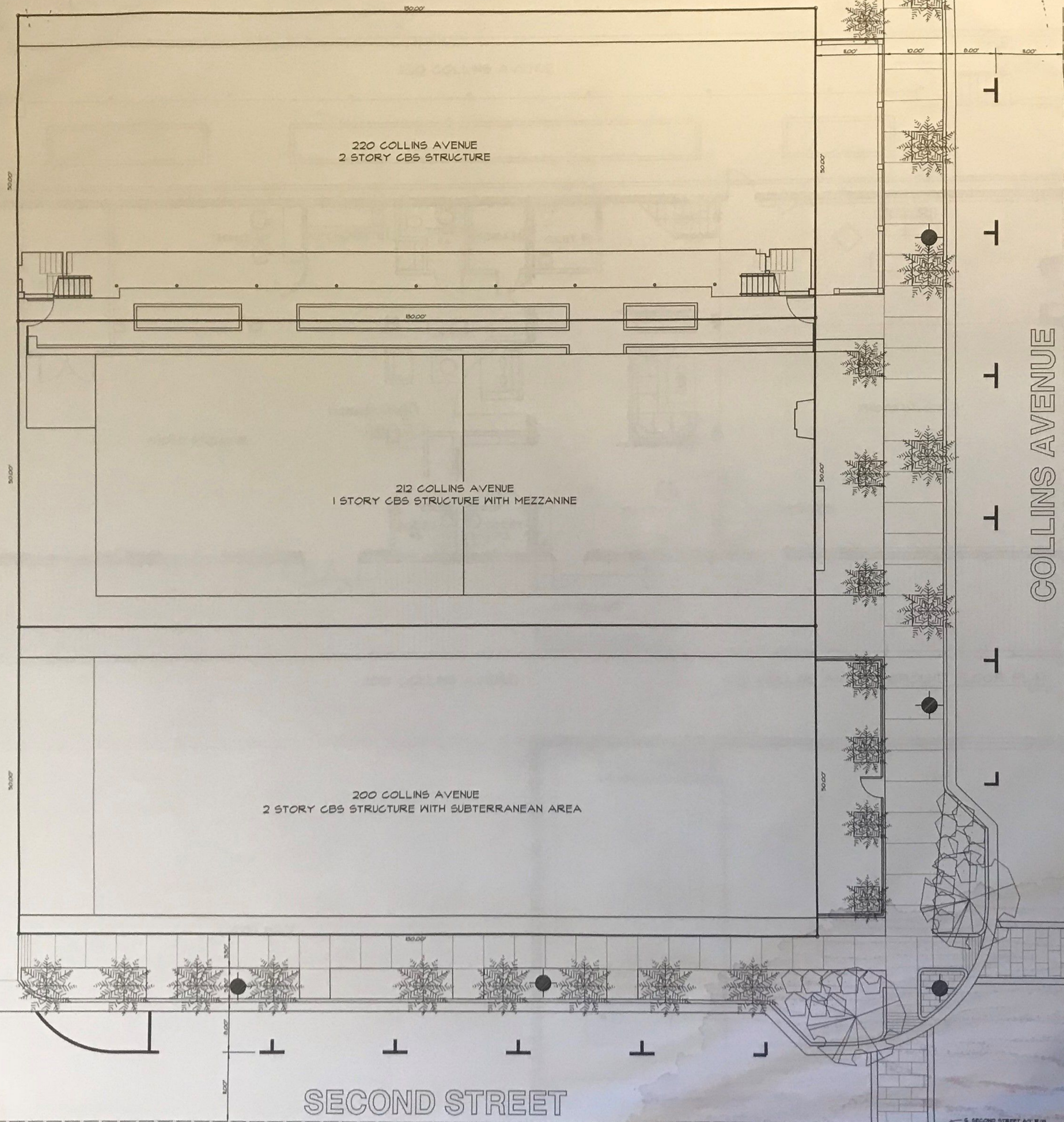
① WEST ELEVATIONS
1/8"=1'-0"



② NORTH ELEVATION
1/8"=1'-0"

ISSUED FOR CONSTRUCTION	
ISSUED FOR:	
BY:	
ISSUED FOR PERMIT:	
PROJECT:	
ADDITIONS & RENOVATION	
TO	
200 & 212	
COLLINS AVENUE	
MIAMI BEACH, FL 33139	
FOLIO NUMBER: 02-4203-003-1050	
AND	
FOLIO NUMBER: 02-4203-003-1040	
OWNER:	
212 COLLINS AVENUE MIAMI BEACH, FL 33139	
DATE:	SHEET NUMBER:
07 FEB 2011	A3-2

COLLINS COURT



ZONING DATA (RM-2) RESIDENTIAL & COMMERCIAL

ITEM	REQUIRED/ALLOWED	PROVIDED	
		200 COLLINS AVE	212 COLLINS AVE
EXISTING RESIDENTIAL UNITS			
PROPOSED RESIDENTIAL UNITS			
EXISTING COMMERCIAL SPACE			
PROPOSED COMMERCIAL SPACE			
LOT AREA (50x130)	7,000 SF	6,500 SF	6,500 SF
DEEDED AREA (11x50)	N/A	550 SF	550 SF
LOT WIDTH	50'	50'	50'
FLOOR AREA RATIO	2.0		
BUILDING AREA (FAR)	13,000 SF EACH		
SETBACKS			
FRONT	20'	0'-0"	0'-0"
INTERIOR SIDE	5'	5'-0"	5'-0"
STREET SIDE	5'	3'-0"	N/A
REAR	5'	0'-0"	12'-5"
BUILDING HEIGHT	50'-0"		
PARKING			
RESIDENTIAL (—●—)			
COMMERCIAL (— SF ● 1/300)			

BUILDING ANALYSIS (200 EXISTING)

LEVEL	GROSS AREA	FAR AREA
SECOND FLOOR	5,460 SF	
FIRST FLOOR	5,460 SF	
SUBTERRANEAN	518 SF	
TOTALS	11,438 SF	

BUILDING ANALYSIS (212 EXISTING)

LEVEL	GROSS AREA	FAR AREA
MEZZANINE	825 SF	
GROUND FLOOR	4,808 SF	
TOTALS	5,631 SF	

BUILDING ANALYSIS (212 NEW)

LEVEL	GROSS AREA	FAR AREA
SECOND FLOOR		
MEZZANINE		
GROUND FLOOR		
TOTALS		

LEGEND OF DRAWINGS

SHEET	DESCRIPTION
A1-0	COVER SHEET
A1-1	SCHEMATIC SITE PLAN
A2-1	212 COLLINS FLOOR PLANS (EXISTING)
A2-2	212 COLLINS ROOF PLAN (EXISTING)
A2-3	212 COLLINS FLOOR PLANS (NEW)
A2-4	212 COLLINS FLOOR PLANS (NEW)
A2-5	212 COLLINS FLOOR & ROOF PLANS (NEW)
A3-1	EAST & SOUTH ELEVATIONS (EXISTING)
A3-2	WEST & NORTH ELEVATIONS (EXISTING)
A3-3	EAST & SOUTH ELEVATIONS (NEW)
A3-4	WEST & NORTH ELEVATIONS (NEW)

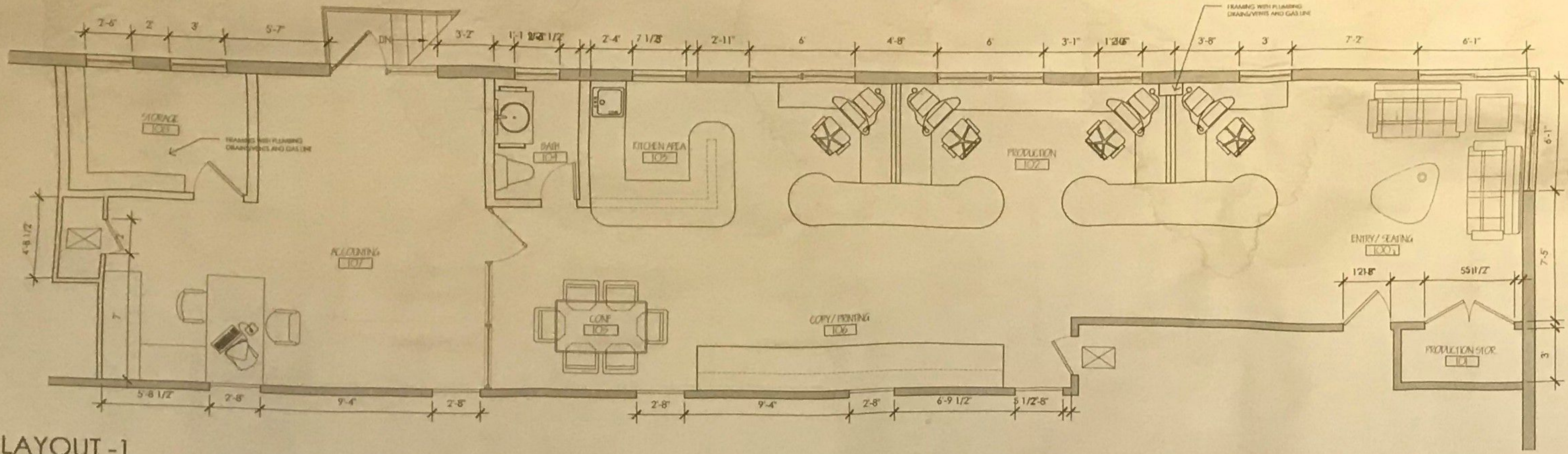
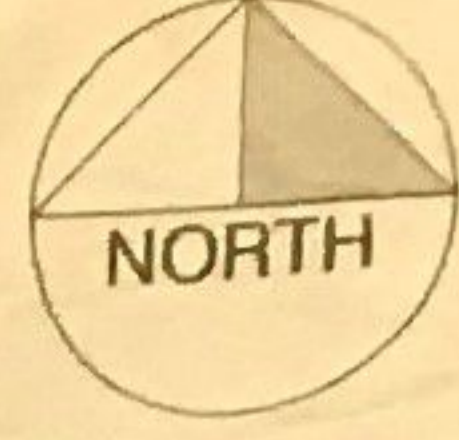
ISSUED FOR:
CONSTRUCTION:
 ISSUED FOR:
BID:
 ISSUED FOR:
PERMIT:
 PROJECT:
ADDITIONS & RENOVATION
 TO
200 & 212
COLLINS AVENUE
MIAMI BEACH, FL 33139
 FOLIO NUMBER: 02-4203-003-1000
 AND
 FOLIO NUMBER: 02-4203-003-1040

OWNER:

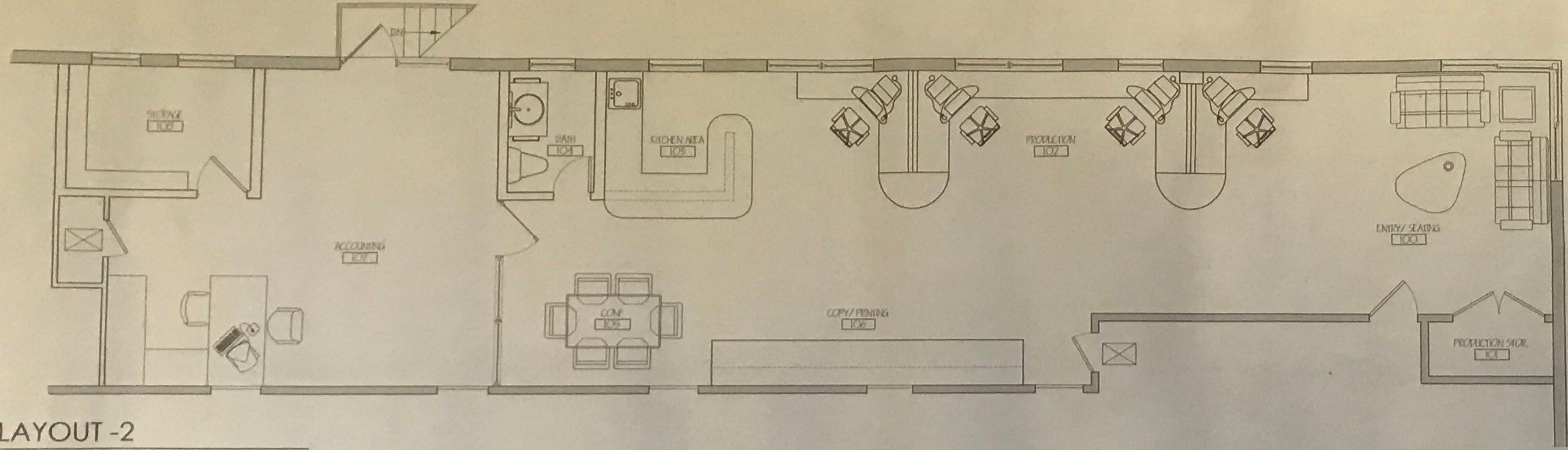
DATE: 07 FEB 2011

SHEET NUMBER: **A1-1**

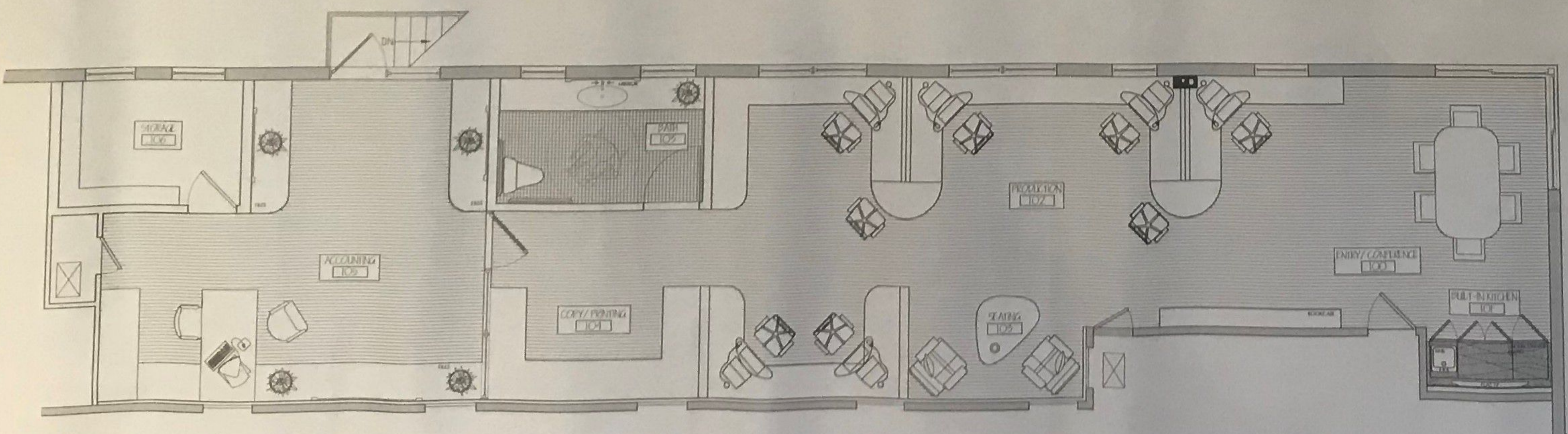




1 LAYOUT-1
SCALE: 1/4" = 1'-0"



2 LAYOUT-2
SCALE: 1/4" = 1'-0"



3 LAYOUT-3
SCALE: 1/4" = 1'-0"

PETERSON DESIGN CO.
200 COLLINS AVE. - MIAMI BEACH, FL 33139
(305)-321-4610 (P) 784-513-0257 (F)
www.petersondesignco.com

MAPS OFFICE RENOVATION
200 COLLINS AVENUE - MIAMI BEACH, FL 33139

OPTIONAL LAYOUTS


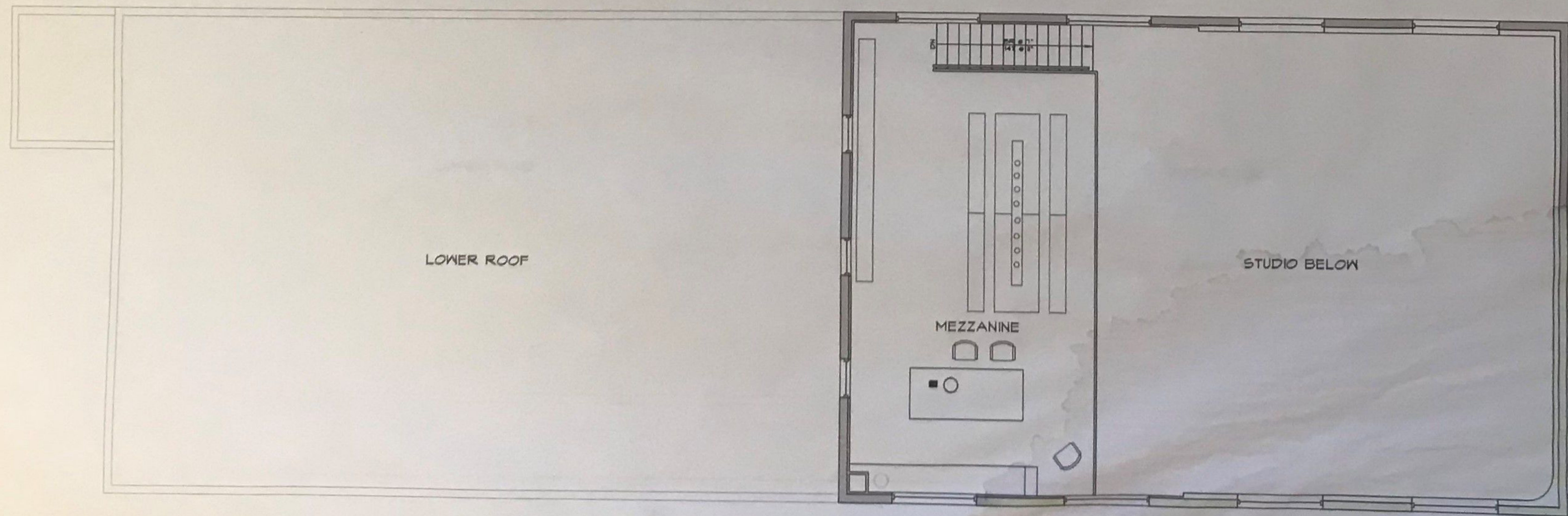
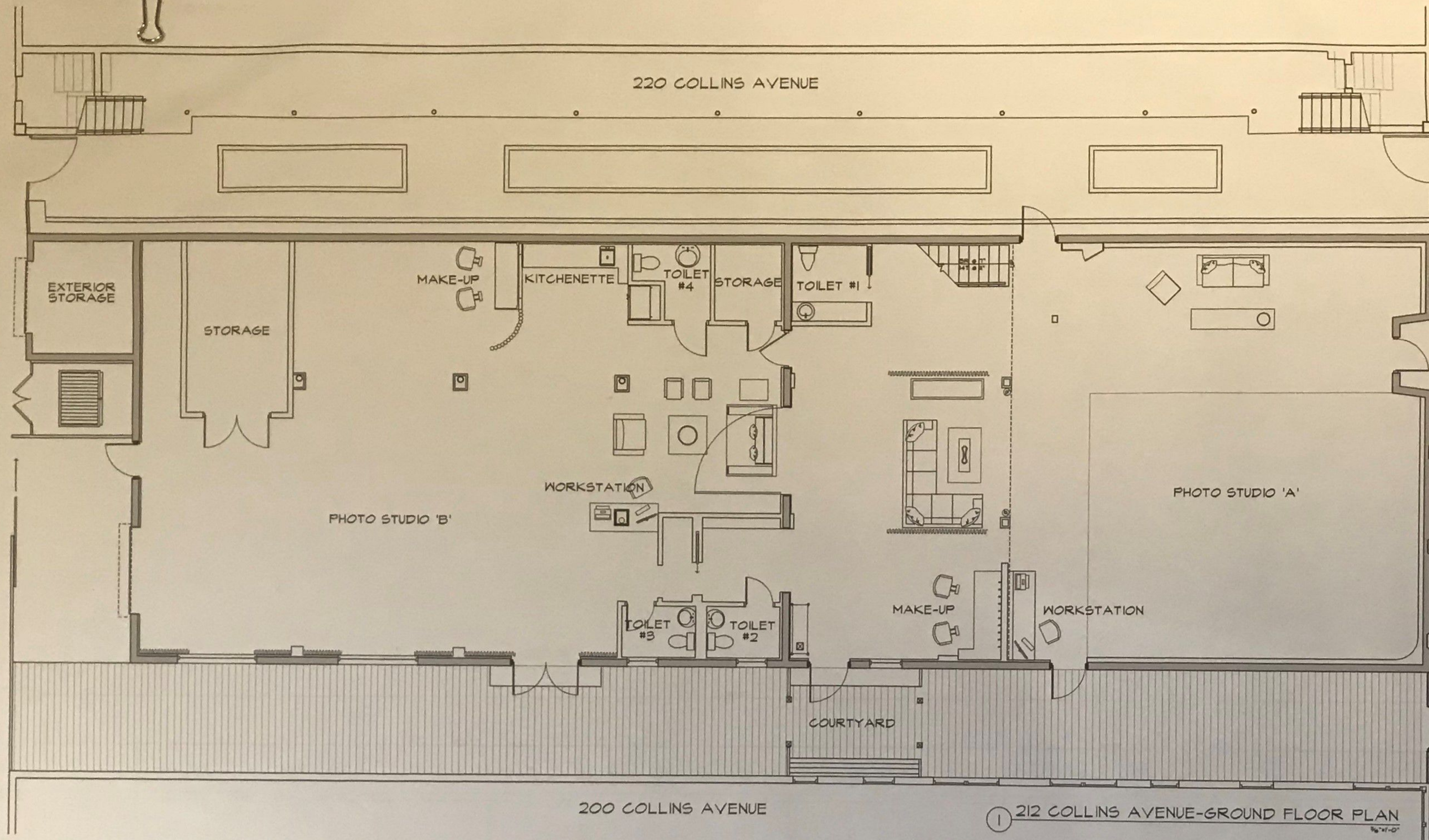
DRAWN BY	MRP
ISSUE DATE	
PLOT DATE	12/13/07
SCALE	1/4" = 1'-0"

SHEET

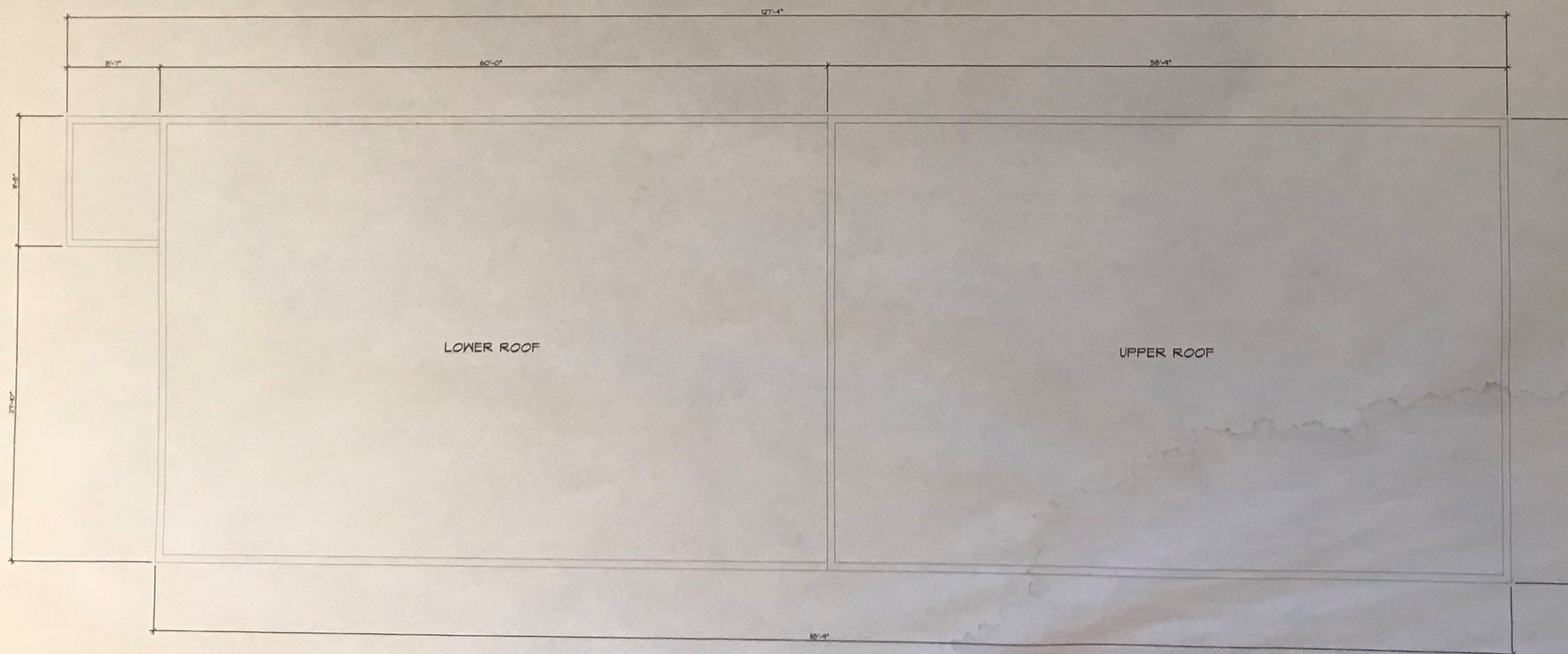
A-1

COLLINS COURT

COLLINS AVENUE



ISSUED FOR:	CONSTRUCTION
ISSUED FOR:	BID
ISSUED FOR:	PERMIT
PROJECT:	ADDITIONS & RENOVATION TO 200 & 212 COLLINS AVENUE MIAMI BEACH, FL 33139
FOLIO NUMBER:	02-4203-003-1050 AND 02-4203-003-1040
OWNER:	
DATE:	07 FEB 2011
SHEET NUMBER:	A2-1



1 212 COLLINS AVENUE-ROOF PLAN
1/8" = 1'-0"



ISSUED FOR CONSTRUCTION:	
ISSUED FOR:	
BID:	
ISSUED FOR PERMIT:	
PROJECT:	
ADDITIONS & RENOVATION	
TO	
200 & 212	
COLLINS AVENUE	
MIAMI BEACH, FL 33136	
FOLIO NUMBER: 02-4203-003-1650	
AND	
FOLIO NUMBER: 02-4203-003-1640	
OWNER:	
212 COLLINS AVENUE MIAMI BEACH, FL 33136	
DATE:	SHEET NUMBER:
07 FEB 2011	A2-2

CITY OF MIAMI BEACH
Building Department
1700 Convention Ctr Drive, 2nd Floor
Miami Beach, Florida 33139
Inspections: (305) 673-7370 Office: (305) 673-7610

Bldg Small Work Permit

12-10-2004

Activity Number: B0500967

Status: APPROVED

Issued By: BUILCOBY

Site Address: 200 COLLINS AV MBCH
Parcel #: 42030031050

Applied: 12/02/2004
Approved: 12/10/2004
Completed:
To Expire: 06/08/2005

Valuation: \$60,000.00

Applicant: COCONUT GROVE GLASS & MIRROR
4246 NW 37TH AV
MIAMI FL 33142
305-461-4200

Property Owner: MOBILE ARTS INC
232 5 ST
MIAMI BEACH FL 331396602

Description: INST. OF 78 IMPACT WINDOWS


Inspector Area: S

Class Code: R2

DETAIL LIST

Alteration/Repair Fees

Alteration Bulding/Structures - Per Costs:	\$0.00	\$0.00
Awning, Canopy, Patio Cover - Per Costs:	\$0.00	\$0.00
Area Under Roof - RADON - Per Sq.Ft.:	0	\$0.00
Walk-Thru - Per Valuation:	\$0.00	\$0.00
Repairs to Building/Structure - Per Costs:	\$0.00	\$0.00
Roofing or Re-roofing - Per Sq.Ft.:	0	\$0.00
Window/Doors - Per # of:	78	\$390.00
Signs 36-4 (Writer/Erect) - Per Sq.Ft.:	0	\$0.00
Fence and/or Wall - Per Linear Feet:	0	\$0.00
Partial Demo (Struct, Sign, Wall) - Per Costs:	\$0.00	\$0.00
Swimming Pool - Per Gallon:	0	\$0.00
Painting - Per Costs:	\$0.00	\$0.00
Sandblasting - Per Costs:	\$0.00	\$0.00
Paving - Per Sq.Ft.:	0	\$0.00
Concrete Slab - No Paving - Per Sq.Ft.:	0	\$0.00
Trees - Per # of:	0	
Hedges - Per Linear Feet:	0	
Groundcover - Per Sq.Ft.:	0	
Landscaping Fee:		\$0.00
Other Fees:		\$0.00
Penalty Fee (If Applicable):		\$0.00



Activity Number: B0500967

Fire Safety Fees

New Building or Addition - Per Sq.Ft.:	0	\$0.00
Storage/Industrial Bldg - E & F Occup - Per Sq.Ft.:	0	\$0.00
Greenhouse/Argiculture on Premises - Per Sq.Ft.:	0	\$0.00
Screen Enclsoure/Trail on Premises - Per Sq.Ft.:	0	\$0.00
SS Underground Tanks/App Shelter - Per #:	0	\$0.00
Construction not shown Above - Per Costs:	\$0.00	\$0.00
Alt/Repair Building/Structure - Per Costs:	\$0.00	\$0.00

Marine Structure Fee

Dock Area - Per Sq.Ft.:	0	\$0.00
Seawall - Per Linear Feet:	0	\$0.00
Boat Lifts, Davits, Hoist - Per # of:	0	\$0.00
Batter, Mooring, Dock Piles - Per # of:	0	\$0.00
Marine Structure Alt/Repair - Per Costs:	\$0.00	\$0.00

SFBC Compliance Surcharge

New Const/Add - Res/Mult-Fam/Comm - Per Sq.Ft.:	0	\$0.00
New Const/Add - Strg/Ind/Msc - Per Sq.Ft.:	0	\$0.00
Cost for Other Construction:		\$0.00

Training Fee

Training Fee:		\$60.00
Sanitation Fee:		\$180.00

Additional Fees

1st Reinspection:		\$0.00
Continued Reinspections - Per # of:	0	\$0.00
Building Joint Inspections - Per # of:	0	\$0.00
Change of Contractor Per # of:	0	\$0.00
Permit Extension - Per # of:	0	\$0.00

Residential Card:

Commercial Card:

Permit Card Replacements: \$0.00

Lost Plan Fee - SF: \$0.00

Lost Plan Fee - Other: \$0.00

Overtime Inspection Fees: \$0.00

Total of All Fees: \$796.40

Total of Payments: \$796.40

Balance Due: \$0.00

CITY OF MIAMI BEACH
Miami Beach, Florida 33139

RECEIPT OF PAYMENT
(This is not a permit it is a receipt only)

12-02-2004

Receipt: R010111376

Activity Number: B0500967
Status: APPLIED

Date Applied: 12/02/2004
Date Completed:

Date Issued:
Date Expired:

Entered By: BUILCOBY

Site Address: 200 COLLINS AV MBCH
Parcel #: 42030031050

Balance Due: \$496.40
Valuation: \$60,000.00

Applicant: COCONUT GROVE GLASS & MIRROR Owner: MOBILE ARTS INC
4246 NW 37TH AV 232 5 ST
MIAMI FL 33142 MIAMI BEACH FL 331396602
305-461-4200

Description: INST. OF 78 IMPACT WINDOWS

=====
Payments made for this receipt:

Type	Method	Description	Amount
Payment	Check	3254	300.00

Payment Made: 12/02/2004 08:23 AM Accepted By: YC

=====
Total Payment: 300.00 Payee: COCONUT GROVE GLASS AND MIRROR CORP

Current Payment Made to the Following Items:

Account Code	Description	Amount
011800032210	Building Permits	300.00

=====
Account Summary for Fees and Payments:

Item#	Description	Account Code	Tot Fee	Paid	Prev. Pmts	Cur. Pmts
10	Building Permits	0118000322100	390.00	300.00	.00	300.00
270	Zoning	0118000322630	60.00	.00	.00	.00
280	Fire	0118000322640	70.40	.00	.00	.00
420	SFBC Compliance Fee	6017000229217	36.00	.00	.00	.00
430	Training	6017000229253	60.00	.00	.00	.00
440	Sanitation Impact Fe	4358000363293	180.00	.00	.00	.00

Fire.

CITY OF MIAMI BEACH
Miami Beach, Florida 33139

RECEIPT OF PAYMENT
(This is not a permit it is a receipt only)

12-02-2004

Receipt: R010111376

Activity Number: B0500967

Status: APPLIED

Date Applied: 12/02/2004

Date Issued:

Entered By: BUILCOBY

Date Completed:

Date Expired:

Site Address: 200 COLLINS AV MBCH

Balance Due: \$496.40

Parcel #: 42030031050

Valuation: \$60,000.00

Applicant: COCONUT GROVE GLASS & MIRROR Owner: MOBILE ARTS INC

4246 NW 37TH AV

232 5 ST

MIAMI FL 33142

MIAMI BEACH FL 331396602

305-461-4200

Description: INST. OF 78 IMPACT WINDOWS

Payments made for this receipt:

Type	Method	Description	Amount
Payment	Check	3254	300.00

Payment Made: 12/02/2004 08:23 AM Accepted By: YC

Total Payment: 300.00 Payee: COCONUT GROVE GLASS AND MIRROR CORP

Current Payment Made to the Following Items:

Account Code	Description	Amount
011800032210	Building Permits	300.00

Account Summary for Fees and Payments:

Item#	Description	Account Code	Tot Fee	Paid	Prev. Pmts	Cur. Pmts
10	Building Permits	0118000322100	390.00	300.00	.00	300.00
270	Zoning	0118000322630	60.00	.00	.00	.00
280	Fire	0118000322640	70.40	.00	.00	.00
420	SFBC Compliance Fee	6017000229217	36.00	.00	.00	.00
430	Training	6017000229253	60.00	.00	.00	.00
440	Sanitation Impact Fe	4358000363293	180.00	.00	.00	.00

#796 AC

WORK PERMIT APPLICATION

(PLEASE FILL OUT COMPLETELY)

DATE: 1/21/04

CODE IN EFFECT: FLORIDA BUILDING CODE

IF SUBSIDIARY OR REVISION PROVIDE THE MASTER BUILDING PERMIT NUMBER HERE:

B 2500967

LOCATION OF IMPROVEMENTS

JOB ADDRESS: 200 Collins Ave.

FOLIO NUMBER: 02-4203-003-1050

LOT: 8

BLOCK: 8

SUBDIVISION: Ocean Beach Fla

P. B. PAGE: 2-38

YEAR BUILT: 1940

CONTRACTOR INFORMATION

LICENSE #: 17767

SS #: 266-830019

COMPANY: Cooper & Sons Construction

QUALIFIER: William Maher 2/1/20

ADDRESS: 446 NW 37 Avenue

CITY/STATE/ZIP: Miami FL

PHONE #: (305) 634-3420

OCCUPANCY CLASSIFICATION

ASSEMBLY OCCUPANCY - GROUP A	HAZARDOUS OCCUPANCY - GROUP H
BUSINESS OCCUPANCY - GROUP B	INSTITUTIONAL OCCUPANCY - GROUP I
DAY-CARE OCCUPANCY - GROUP D	MERCANTILE OCCUPANCY - GROUP M
EDUCATIONAL OCCUPANCY - GROUP E	RESIDENTIAL OCCUPANCY - GROUP R <u>X</u>
FACTORY/INDUSTRIAL OCCUPANCY - GROUP F	STORAGE OCCUPANCY - GROUP S

TYPE OF IMPROVEMENTS

DESCRIPTION OF WORK: 28-Openings For Impact Windows

VALUE OF WORK: \$60,000 NO BLDGS: _____ NO OF UNITS: _____ NO OF FLOORS: _____

SQUARE FEET: _____ LINEAL FEET: _____ POOL GALLONAGE: _____

<input type="checkbox"/> NEW CONSTRUCTION ON VACANT LAND	<input type="checkbox"/> FOUNDATION ONLY	<input type="checkbox"/> SHELL ONLY	<input type="checkbox"/> SIGNS
<input type="checkbox"/> ALTERATION INTERIOR	<input type="checkbox"/> ENCLOSURE	<input type="checkbox"/> ADDITION ATTACHED	<input type="checkbox"/> ROOFING
<input checked="" type="checkbox"/> ALTERATION EXTERIOR	<input type="checkbox"/> REPAIR	<input type="checkbox"/> ADDITION DETACHED	<input type="checkbox"/> SWIMMING POOL/SPA
<input type="checkbox"/> STRUCTURE RELOCATION	<input type="checkbox"/> REPAIR DUE TO FIRE	<input type="checkbox"/> AWNING/CANOPIES	<input type="checkbox"/> HURRICANE SHUTTERS
	<input type="checkbox"/> DEMOLISH	<input type="checkbox"/> FENCING	<input type="checkbox"/> WINDOWS/SLIDING DOORS

PERMIT TYPE

BUILDING

ELECTRICAL

ELEVATOR

MECHANICAL

PLUMBING

LPGX

CHANGE TO EXISTING

CHANGE CONTRACTOR

REVISIONS

EXTENSION

PERMIT UPGRADE

SUPPLEMENTAL

REINSPECTION

OWNER'S INFORMATION

NAME: Paul C. Lardi

ADDRESS: 232 5th St

CITY/STATE/ZIP: MB, FL 33139

PHONE NUMBER: 305-532-7880

MORTGAGE LENDER'S INFORMATION

NAME: Paul & Elizabeth Lardi

ADDRESS: 8 Jaeger Drive

CITY/STATE/ZIP: Glenhead, NY 11545

PHONE NUMBER: 516-671-6815

ARCHITECT'S INFORMATION

NAME: _____

ADDRESS: _____

CITY/STATE/ZIP: _____

PHONE NUMBER: _____

ENGINEER'S INFORMATION

NAME: ED LANDERS

ADDRESS: 780 NW 146 St Suite 5


CITY/STATE/ZIP: MIAMI LAKES FL

PHONE NUMBER: (305) 823-3938

PLEASE SEE REVERSE SIDE OF THIS DOCUMENT

Application is hereby made to obtain a permit to do work and installation as indicated. I certify that all work will be performed to meet the standards of all laws regulation construction in this jurisdiction. I understand that **SEPARATE PERMITS ARE REQUIRED** for *Electrical, Mechanical, Plumbing, Signs, Swimming Pools and Spas, Windows and Sliding Glass Doors and Roofing*. As per Florida Building Code 104.4.1.4:

NOTICE: In addition to the requirements of this permit, there may be additional restrictions applicable to this property that may be found in the public records of this county, and there may be additional permits required from other governmental entities such as water management districts, state agencies or federal agencies.



SIGNATURE OF QUALIFIER ONLY

STATE OF FLORIDA

COUNTY OF DADE

Sworn to and subscribed before me this 11th day of August, 2002 By:

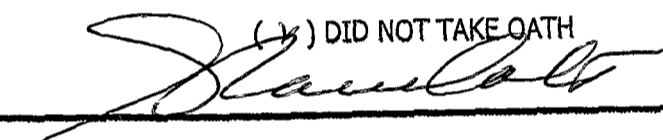
William Valdes Waco

PLEASE PRINT QUALIFIER'S NAME

Personally Known to me. Procured Identification:

Type of Identification: _____

DID TAKE OATH. DID NOT TAKE OATH



Signature of Notary Public



Gloria Cote
Commission # DD 030973
Expires July 12, 2005
Bonded Thru
Atlantic Bonding Co., Inc.

DATE:

8/11/04

OWNER'S AFFIDAVIT

ATTENTION: BUILDING OFFICIAL

I, Paul C. Lardi certify that I am the owner of the property described as:

ADDRESS: 200 Collins Ave MB, FL 33139

LOT: 8 BLOCK: 8 SUBDIVISION: Ocean Beach Fla

I authorize X _____ as my agent to obtain a building permit for the following work:

X [Signature]
OWNER'S SIGNATURE OR OWNER AGENT'S SIGNATURE

STATE OF FLORIDA

COUNTY OF DADE

Sworn to and subscribed before me this 10 day of Aug 2004, by:

Paul C. Lardi

PLEASE PRINT OWNER'S NAME OR OWNER AGENT'S NAME

() Personally Known to me. () Produced Identification

Type of Identification: FDL L 1236693653040

() DID TAKE OATH () DID NOT TAKE OATH

X [Signature]

[Signature]

SIGNATURE OF NOTARY PUBLIC



Veronica M. Dominguez
My Commission DD121766
Expires May 30, 2008

Notice of Commencement must be filed if the job valuation of \$ 2,500.00 and/or more in labor and material

Notice of Commencement must be posted prior to the job commencing.

**Notice of Commencement should be filed at:
22 NW 1st Street, Miami, Florida**

OFF.
REC. 179381856

Folio No.: 02-42-03-003-1050

Grantee's tax identification #:
65-0431765

98R010469 1998 JAN 08 16:19

DOCSTPDEE 9,000.00 SURTX 6,750.00
HARVEY RUVIN, CLERK DADE COUNTY, FLThis instrument was prepared by:
Eric Granitur, Esq.
325 Meridian Avenue, Suite 6
Miami Beach, FL 33139**WARRANTY DEED**

BY THIS WARRANTY DEED on this 07 day of January, 1998, Anneliese S. Fleming, a single woman, and George A. Lowander, III, a single man, as the "Grantors" grant, sell and transfer to Mobile Arts, Inc., a Florida corporation, whose mailing address is 232 Fifth Street, Miami Beach, Florida 33139, as the "Grantee" for and in consideration of good and valuable consideration, the receipt of which is acknowledged by the Grantors, the following described land (the "Property") located in Dade County, Florida:

Lots 7 and 8, Block 8 of OCEAN BEACH, according to the Plat thereof, as recorded in Plat Book 2, Page 38, of the Public Records of Dade County, Florida.

Together with all the tenements and appurtenances thereto belonging or in anyway appertaining.

Subject to the taxes for the year 1998, and any encumbrances, restrictions, reservations or easements of record.

To have and to hold in fee simple forever.

The Grantors fully warrant the title to the Property. The Grantors will defend the title to the Property against the lawful claims of all persons.

[Handwritten signatures]
1

10.50

OFF. REG. 179361857

The Grantors have executed this Warranty Deed on the date first written above.

Signed, sealed and delivered in our presence:

Grantors:

Xiomara Sotolongo
Printed Name: XIOMARA Sotolongo
Witness

Anneliese S. Fleming
Anneliese S. Fleming
P.O. Box 19-1311
Miami Beach, FL 33119-1311

Eric Graniter
Printed Name: ERIC GRANITER
Witness

Xiomara Sotolongo
Printed Name: XIOMARA Sotolongo
Witness

George A. Lowander, III
George A. Lowander, III
P.O. Box 19-1311
Miami Beach, FL 33119-1311

Eric Graniter
Printed Name: ERIC GRANITER
Witness

STATE OF FLORIDA
COUNTY OF DADE

The foregoing instrument was acknowledged before me this 7 day of January, 1998 by Anneliese S. Fleming, who is personally known to me or has produced FL. DRIVERS LICENSE as identification and did ~~(not)~~ take an oath.



MARIA E. PEREZ
COMMISSION # CC 483788
EXPIRES JUN 28, 1999
BONDED THRU
ATLANTIC BONDING CO., INC.

Maria E. Perez
Printed Name: MARIA E. PEREZ
Notary Public State of Florida

STATE OF FLORIDA
COUNTY OF DADE

The foregoing instrument was acknowledged before me this 7 day of January, 1998 by George A. Lowander, III, who is personally known to me or has produced FL. DRIVERS LICENSE as identification and did ~~(not)~~ take an oath.




MARIA E. PEREZ
COMMISSION # CC 483788
EXPIRES JUN 28, 1999
BONDED THRU
ATLANTIC BONDING CO., INC.

Maria E. Perez
Printed Name: MARIA E. PEREZ
Notary Public State of Florida

cbw/antpwd.doc

RECORDED IN OFFICIAL RECORDS BOOK
OF DADE COUNTY, FLORIDA.
RECORD VERIFIED
HARVEY RUVIN
CLERK CIRCUIT COURT



Florida Profit
MOBILE ARTS, INC.

PRINCIPAL ADDRESS
232 FIFTH STREET
MIAMI BEACH FL 33139
Changed 03/04/1999

MAILING ADDRESS
232 FIFTH STREET
MIAMI BEACH FL 33139
Changed 01/06/2004

Document Number
P93000052333

FEI Number
650431765

Date Filed
07/27/1993

State
FL

Status
ACTIVE

Effective Date
NONE

Registered Agent

Name & Address
LARDI, PAUL C 801 N. VENETIAN WAY 906 MIAMI BEACH FL 33139
Address Changed: 03/07/2003

Officer/Director Detail

Name & Address	Title
LARDI, PAUL C 801 W VENETIAN WAY STE 906 MIAMI FL 33139	PD
PACE, THOMAS H 212 COLLINS AVE MIAMI BEACH FL 33139	VD
LARDI, LISA 800 WEST AVE #746	D

MIAMI BEACH FL

Annual Reports

Report Year	Filed Date
2002	02/14/2002
2003	03/07/2003
2004	01/06/2004

[Previous Filing](#)

[Return to List](#)

[Next Filing](#)

No Events
No Name History Information

Document Images

Listed below are the images available for this filing.

- | |
|--|
| <p><u>01/06/2004 -- ANNUAL REPORT</u></p> <p><u>03/07/2003 -- ANN REP/UNIFORM BUS REP</u></p> <p><u>02/14/2002 -- ANN REP/UNIFORM BUS REP</u></p> <p><u>03/09/2001 -- ANN REP/UNIFORM BUS REP</u></p> <p><u>03/20/2000 -- ANN REP/UNIFORM BUS REP</u></p> <p><u>03/04/1999 -- ANNUAL REPORT</u></p> <p><u>03/25/1998 -- ANNUAL REPORT</u></p> <p><u>02/21/1997 -- ANNUAL REPORT</u></p> <p><u>02/19/1996 -- 1996 ANNUAL REPORT</u></p> |
|--|

THIS IS NOT OFFICIAL RECORD; SEE DOCUMENTS IF QUESTION OR CONFLICT

[Corporations Inquiry](#)

[Corporations Help](#)

Building Department

1700 Convention Ctr Drive, 2nd Floor

Miami Beach, Florida 33139

Inspections: (305) 673-7370

Office: (305) 673-7610

Bldg Electrical Permit

Activity Number: BE120914

01-13-2012

Status: APPROVED

Issued By: BUILFRID

Site Address: 212 COLLINS AV MBCH

Parcel #: 42030031040

Applied: 01/13/2012

Approved: 01/13/2012

Completed:

To Expire: 07/11/2012

Valuation: \$1,000.00

Applicant: JOHNNY ELECTRIC ELECTRICAL CONTRS IN
20855 NE 16TH AVE #C-6
NORTH MIAMI BEACH, FL 33179
305-653-1220

Property Owner: MOBILE ARTS INC
212 COLLINS AVE
MIAMI BEACH FL 33139-7109 331397109

Description: Replace 6 light fixtures and 8 receptacles.

Inspector Area: S

Class Code: B

DETAIL LIST

Electrical Fees

Rough Wiring Outlets:	8	\$0.00
Temporary Service:	0	\$0.00

Subfeed for Construction/# of Service:

Up to 100 Amps:	0	\$0.00
101 to 200 Amps:	0	\$0.00
201 to 400 Amps:	0	\$0.00
401 to 600 Amps:	0	\$0.00
601 to 800 Amps:	0	\$0.00
Over 800 Amps:	0	\$0.00
Service Repair/Meter Change:	0	\$0.00
Other Fees:		\$0.00

Other Fees Explanation:

Equipment Outlets - Permanent Connection

Equipment Outlet Ex Wall/Window AC:	0	\$0.00
Ranges or Range Tops:	0	\$0.00
Ovens:	0	\$0.00
Water Heaters:	0	\$0.00
Space Heaters:	0	\$0.00
Washing Machines:	0	\$0.00
Dryers:	0	\$0.00
Fans - w/Fraction HP Motors:	0	\$0.00
Garbage Disposals:	0	\$0.00
Dishwashers:	0	\$0.00

Activity Number: BE120914

Equipment Outlets - Permanent Connection - Cont.

Refrigerator:	0	\$0.00
Deep Freezer:	0	\$0.00
Wall/Window A.C.:	0	\$0.00
A.C. - Not Wall/Window:	0	\$0.00
Motors Up to 1 HP:	0	\$0.00
Motors from 2 HP thru 10 HP:	0	\$0.00
Motors Greater than 10 HP:	0	\$0.00
Portable X-ray (DDS):	0	\$0.00
Stationary X-ray (MD):	0	\$0.00
Diathermic Units:	0	\$0.00
Isolation Units:	0	\$0.00

Antenna-TV-Intercom-Phones

Antenna, Outlets, etc.:	0	\$0.00
Receiving Antennas:	0	\$0.00
Detection Central System:	0	\$0.00
Smoke Detectors:	0	\$0.00
Heads or Target Area Speakers:	0	\$0.00
Bell Alarm Station:	0	\$0.00
Light Fixtures:	6	\$0.00
Combination Light Fixtures:	0	\$0.00
Streamed/Festoon Lights:	0	\$0.00
Plugmold:	0	\$0.00

Generator/Transformers

Up to 5 KVA/KW:	0	\$0.00
6 to 10 KVA/KW:	0	\$0.00
11 to 15 KVA/KW:	0	\$0.00
16 to 20 KVA/KW:	0	\$0.00
21 to 25 KVA/KW:	0	\$0.00
25 KVA or KW:	0	\$0.00
Same floor, largest above, additional units:	0	\$0.00
Weld Machine Outlet to 25 Amps:	0	\$0.00
Weld Machine Outlet Over 25 Amps:	0	\$0.00

Special Purpose Outlets

Special Purpose Commercial Outlets:	0	\$0.00
Painting, Bake Oven, Outlet:	0	\$0.00
Sign Face:	0	\$0.00
Sign Repair - Connect or Reconnect:	0	\$0.00
Resident Pool/Spa Lighting:	0	\$0.00
Combination Pool/Spa Lighting:	0	\$0.00
Commercial/Multi-Family Pool:	0	\$0.00
Commercial/Multi-Family Combo:	0	\$0.00
Temporary Equipment Gr. for Carnival/Circus:	0	\$0.00

Fire Safety

Floor Accept Test Alarm System:		\$0.00
---------------------------------	--	--------

SFBC Compliance Fees

SFBC Compliance Fee:		\$0.60
Training Fee:		\$6.00
Extra Fee - Penalty:		\$0.00
Sanitation Fee:		\$15.00

Activity Number: BE120914

Additional Fees

1st Reinspection:	\$0.00
Continued Reinspections:	\$0.00
Change of Contractor:	\$0.00
Permit Extension:	\$0.00
Permit Card Replacements:	\$0.00
Overtime Inspection Fees:	<u>\$0.00</u>
Total of All Fees:	\$125.60
Total of Payments:	\$125.60
Balance Due:	\$0.00

\$125.60

WORK PERMIT APPLICATION

FLORIDA BUILDING CODE _____ EDITION

70911 9311

Date: 1-11-12		DATA INFORMATION PLEASE PRINT (USE BLACK OR BLUE INK)		Permit No: (For office use only) BE 120914				
Parcel/ Folio No. 02-4203 00031040			Job Address: 212 COLLINS AVE					
If subsidiary or revision: provide the Master Building Permit Number:			Is this permit associated with a violation? If yes, BV #:					
Type of Service: Check Applicable		<input type="checkbox"/> New Permit Application	<input type="checkbox"/> Revision	Change of: <input type="checkbox"/> Architect <input type="checkbox"/> Engineer	<input type="checkbox"/> Shop Drawings	<input checked="" type="checkbox"/> Occupant Content		
Type of Permit: Check Applicable Provide permit detail on page 4		<input type="checkbox"/> Building	<input checked="" type="checkbox"/> Electrical	<input type="checkbox"/> Mechanical	<input type="checkbox"/> Plumbing	<input type="checkbox"/> Fire	<input type="checkbox"/> Special Events	<input type="checkbox"/> Demolition Year Built: _____
Type of Property: Check Applicable		<input checked="" type="checkbox"/> Commercial		<input type="checkbox"/> Residential (SFH or Duplex)		<input type="checkbox"/> Multi - Family		
Type of Improvement: Check Applicable		<input type="checkbox"/> New Construction		<input type="checkbox"/> Addition		<input type="checkbox"/> Reconfiguration of space	<input checked="" type="checkbox"/> Remove & Replace	
Type of Review: Check Applicable		<input checked="" type="checkbox"/> Regular Walk Thru	<input type="checkbox"/> 24 Hour Walk Thru	<input type="checkbox"/> Drop Off	<input type="checkbox"/> Electronic Plan Review		<input type="checkbox"/> Expedited Plan Review (O.T Payment Required)	
Type of Project: Check Applicable		<input type="checkbox"/> City Project	<input type="checkbox"/> Historic	<input type="checkbox"/> Housing Urban Development (HUD)	<input type="checkbox"/> Leadership In Energy & Environmental (LEED)	<input type="checkbox"/> Special Inspector	<input checked="" type="checkbox"/> Private Provider	
Type of Occupancy: Check Applicable		<input type="checkbox"/> A-1 Assembly (Theater/ Concert Hall)		<input type="checkbox"/> I-1 Institutional (Ambulatory)		<input type="checkbox"/> R-3 Residential (Dwelling/ Custom Homes)		
Square feet for each occupancy type:		<input type="checkbox"/> A-2 Assembly (Restaurant/Night Club/ Bar)		<input type="checkbox"/> I-2 Institutional (Non Ambulatory)		<input type="checkbox"/> R-4 Residential (Assisted Living 6-16 person)		
1. _____		<input type="checkbox"/> A-3 Assembly (Worship/Amusement/ Arcade Community Hall)		<input type="checkbox"/> M -Department Store / Drug Store		<input type="checkbox"/> S-1 Storage (Mod. Hazard (Repair Garage)		
2. _____		<input checked="" type="checkbox"/> B - Business		<input type="checkbox"/> M - Retail/ Warehouse		<input type="checkbox"/> S-2 Storage (Low Hazard (excluding Parking Garage)		
3. _____		<input type="checkbox"/> D/E -Daycare & Educational		<input type="checkbox"/> R-1 Residential Transient (Boarding House/ Hotel/Motel)		<input type="checkbox"/> S-2 Storage (Parking Garage)		
Other:		Job Value\$: \$ 1,000.00			Square Ft: 1000			
Description of Work: Please be specific with description		Code corrections			Replaced light fixtures and receptacles			
Extent of Work: Check Applicable		<input type="checkbox"/> Alteration Level I <input type="checkbox"/> Alteration Level II		<input type="checkbox"/> Alteration Level III <input type="checkbox"/> Change of Occupancy				
Building Information:		Number of Units:		Height of Building:		Number of Stories:		
New Construction/Addition:		Job Value \$:		Sq Ft:				
Alteration/Reconfiguration of space:		Job Value \$:		Sq Ft:				

Architect:	Name: _____	Engineer:	Name: _____
	Address: _____		Address: _____
	Suite No: _____		Suite No: _____
Bonding Company Name:	City/State/Zip Code: _____	Fee Simple Title Holder: (If Other Than Owner)	City/State/Zip Code: _____
	Email Address: _____		Email Address: _____
	License No: _____		License No: _____
Contractor:	Office#: _____ Cell#: _____	Property Owner:	Office#: _____ Cell#: _____
	Name: <u>Johnny Electric</u>		Name: <u>Paul C. Lardi / Mobile Arts.</u>
	Address: <u>20855 N.E. 16th Av. Unit C 23</u>		Address: <u>212 Collins Avenue</u>
	Suite No: _____		Suite No: _____
	City/State/Zip Code: <u>N. Miami, Beach, FL</u>		City/State/Zip Code: <u>Miami Beach FL 33139</u>
	Email Address: _____		Email Address: _____
	License No: <u>EC000 3140</u>		Driver License No: <u>LU3068365 3040</u>
	Office#: _____ Cell#: <u>305 970-9875</u>		Office#: _____ Cell#: <u>305 5826505</u>
			<u>305 5327880</u>

ATTENTION:
Important Notice
Please Read Carefully

This application is hereby made to obtain a permit to do the work and installations as indicated. I certify that all work will be performed to meet the standards of all laws and construction regulations in this jurisdiction. I understand that a **separate permit** must be secured for **Electrical, Mechanical, Plumbing, Signs, Wells, Pools, Furnaces, Boilers, Heaters, Tanks, and Air Conditioners, Etc.**

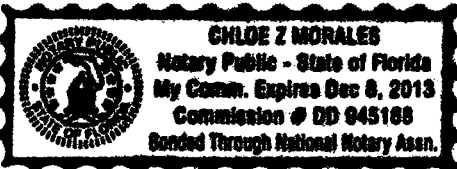

CONDO CONVERSIONS are a change of use of the building and require a new certificate of occupancy. If this application implies a condo conversion, it shall be clearly stated in the description and on the plans; otherwise, the certificate of occupancy will be denied.

OWNER'S AFFIDAVIT: I certify that all the foregoing information is accurate and that all work will be done in compliance with all applicable laws regulating construction and Zoning.

OWNER'S OR PERSON RESPONSIBLE FOR IMPROVEMENTS AFFIDAVIT: I certify that all the foregoing information is accurate and that all work will be done in compliance with all applicable laws regulating construction and Zoning.

NOTICE: In addition to the requirements of this permit, there may be additional restrictions applicable to this property that may be found in the public records of this county, and there may be additional permits required from other governmental entities such as water management districts, state agencies or federal agencies.

Under penalties of perjury, I declare that to the best of my knowledge, the facts stated in this document are true. Any information found to be false may cause the revocation and/or denial of the permit and/or certificate of occupancy.

Owner	Tenant (If Applicable)	Qualifier
<p><i>[Signature]</i></p> <p>Signature of Owner of Agent: <u>Paul C. Lardi</u></p> <p>Printed Name of Owner of Agent: <u>1/12/12</u></p> <p>Date of Signature: <i>[Signature]</i></p> <p>Signature of Notary Public <u>Known to me</u></p> <p>Identification</p> <p>Swore to and subscribed before me this <u>12</u> day of <u>01</u> 20 <u>12</u></p> <p>(SEAL)</p> 	<p>Signature of Tenant:</p> <p>Printed Name of Tenant:</p> <p>Date of Signature:</p> <p>Signature of Notary Public</p> <p>Identification</p> <p>Swore to and subscribed before me this _____ day of _____ 20 _____</p> <p>(SEAL)</p>	<p><i>[Signature]</i></p> <p>Signature of Qualifier: <u>Joseph F. Shira</u></p> <p>Printed Name of Qualifier: <u>1-11-12</u></p> <p>Date of Signature: <i>[Signature]</i></p> <p>Signature of Notary Public <u>Known to me</u></p> <p>Identification</p> <p>Swore to and subscribed before me this <u>11</u> day of <u>1</u> 20 <u>12</u></p> <p>(SEAL)</p> 

THE SIGNATURE REQUIRED BELOW IS FOR *OWNER/BUILDER APPLICANTS ONLY*. PLEASE DO NOT SIGN BELOW IF THIS IS NOT AN OWNER/BUILDER APPLICATON.

WARNING TO OWNER: YOUR FAILURE TO RECORD A NOTICE OF COMMENCEMENT MAY RESULT IN YOUR PAYING TWICE FOR IMPROVEMENTS TO YOUR PROPERTY. IF YOU INTEND TO OBTAIN FINANCING, CONSULT WITH YOUR LENDER OR ATTORNEY BEFORE RECORDING YOUR NOTICE OF COMMENCEMENT. NOTICE OF COMMENCEMENT SHOULD BE FILED AT: 22 NW FIRST STREET, MIAMI, FL

STATE OF FLORIDA _____ COUNTY OF _____

Print Owner's Name _____ Owner's Signature _____

Sworn to and subscribed before me this _____ day of _____ 20 _____, by _____

- Personally
- Produced Identification – Type of Identification _____

Signature of Notary Public _____ (SEAL)

Application Approval By: _____ Permit Clerk Signature _____ Date _____

<p style="writing-mode: vertical-rl; transform: rotate(180deg);">BUILDING: SPECIALTY PERMITS</p>	<input type="checkbox"/> Kitchen Renovation <input type="checkbox"/> Bath Renovation <input type="checkbox"/> Indoor Flooring, Sq.Ft. _____ <input type="checkbox"/> Generator, Sq.Ft. _____ <input type="checkbox"/> Solar (Photovoltaic)/Alternate Power _____ <input type="checkbox"/> Swimming Pool, gallons _____ <i>(select one, new and renovation includes equipment)</i> <input type="checkbox"/> New Pool <input type="checkbox"/> Renovation of existing pool <input type="checkbox"/> Resurfacing <input type="checkbox"/> Equipment relocation only <input type="checkbox"/> Swimming pool lighting only <input type="checkbox"/> Demolition <input type="checkbox"/> Total, # of stories _____ <input type="checkbox"/> Partial, Sq.Ft. _____ <input type="checkbox"/> Other (signs, fences or other then above) _____ <input type="checkbox"/> Marine <input type="checkbox"/> Docks, Sq.Ft. _____ <input type="checkbox"/> Seawall, linear feet _____ <input type="checkbox"/> Boat lift, # units _____ <input type="checkbox"/> Pilings/Moorings, # units _____ <input type="checkbox"/> Raise existing mechanical equipment on roof <input type="checkbox"/> Parking lot lighting <input type="checkbox"/> Access control, # devices _____	<input type="checkbox"/> Temporary and Special Events <input type="checkbox"/> Platform, select: first or re-approval (circle one) <input type="checkbox"/> Bleachers, select: first or re-approval (circle one) <input type="checkbox"/> Tents, # independent tents (not attached) _____ <input type="checkbox"/> Sq.Ft. each unattached tent _____, _____, etc. <input type="checkbox"/> Temporary chiller/generator, # units _____ <input type="checkbox"/> Temporary multi-seat toilet, # trailers _____ <input type="checkbox"/> Temporary toilet (per event), # events _____ <input type="checkbox"/> Amusement Ride <input type="checkbox"/> Other _____ <input type="checkbox"/> Temporary <input type="checkbox"/> Temporary power for construction <input type="checkbox"/> Temporary power for test <input type="checkbox"/> Trailer, # units _____ <input type="checkbox"/> Temporary electric work, # shows _____ <input type="checkbox"/> Water drainage risers and mains, # floors _____ <input type="checkbox"/> Natural gas, # appliances _____, # outlets _____ <input type="checkbox"/> Irrigation, # zones _____ <input type="checkbox"/> Heaters, <input type="checkbox"/> select: gas or electric (circle one) <input type="checkbox"/> select: new or replacement (circle one) <input type="checkbox"/> Cooling tower, new <input type="checkbox"/> Chiller replacement with structural work <input type="checkbox"/> AC unit new, # units _____ <input type="checkbox"/> If commercial, CFM _____
<p style="writing-mode: vertical-rl; transform: rotate(180deg);">BUILDING: TRADE PERMITS</p>	<input type="checkbox"/> Painting <input type="checkbox"/> Windows/doors, # openings _____ <input type="checkbox"/> Shutters, # openings _____ <input type="checkbox"/> Storefront, Sq.Ft. _____ <input type="checkbox"/> Moving structures, Sq.Ft. _____ <input type="checkbox"/> Paving/concrete, Sq.Ft. _____ <input type="checkbox"/> Signs (non-electric), Sq.Ft. _____ <input type="checkbox"/> Roofing, re-roofing, waterproofing, Sq.Ft. _____ <input type="checkbox"/> Fences, walls, linear feet _____ <input type="checkbox"/> Awning, canopy or patio cover, Sq.Ft. _____ <input type="checkbox"/> Other _____	<p style="writing-mode: vertical-rl; transform: rotate(180deg);">ELECTRICAL: TRADE PERMITS</p> <input type="checkbox"/> Electrical demolition only <input type="checkbox"/> Electrical safety check for service reconnect <input type="checkbox"/> Electrical alteration/remodeling, Sq.Ft. _____ <input type="checkbox"/> Electrical services, # meters _____ <input type="checkbox"/> Panel replacement, # panels _____ <input type="checkbox"/> Busway installation, linear feet _____ <input type="checkbox"/> Signs (electric), # signs _____ <input type="checkbox"/> Low voltage, # devices _____ <input type="checkbox"/> Empty conduit, # openings _____ <input type="checkbox"/> Generator Transfer Switch <input type="checkbox"/> Other <i>Replace lights + receptacles</i>
<p style="writing-mode: vertical-rl; transform: rotate(180deg);">PLUMBING: TRADE PERMITS</p>	<input type="checkbox"/> Plumbing only demolition <input type="checkbox"/> Fixtures <input type="checkbox"/> Rough, # units _____ <input type="checkbox"/> Sets, # sets _____ <input type="checkbox"/> Interceptors, # units _____ <input type="checkbox"/> Other _____	<input type="checkbox"/> Water drainage, # inlets _____ <input type="checkbox"/> Condensation drains <input type="checkbox"/> Dry or discharge wells, # wells _____ <input type="checkbox"/> Water/gas mains, linear feet _____ <input type="checkbox"/> Sanitary, storm or collector lines, linear feet _____ <input type="checkbox"/> Backflow protection, # devices _____
<p style="writing-mode: vertical-rl; transform: rotate(180deg);">MECHANICAL: TRADE PERMITS</p>	<input type="checkbox"/> Mechanical only demolition <input type="checkbox"/> AC Replacement <input type="checkbox"/> HVAC, # units _____ <input type="checkbox"/> Window unit, # units _____ <input type="checkbox"/> Cooling tower, replacement <input type="checkbox"/> Chiller replacement without structural work <input type="checkbox"/> Other _____	<input type="checkbox"/> Refrigeration equipment replacement <input type="checkbox"/> Gas or oil furnace <input type="checkbox"/> Hood replacement, # hoods _____ <input type="checkbox"/> Duct work <input type="checkbox"/> Single Family Home, # drops _____ <input type="checkbox"/> All other occupancy type, linear feet _____
<p style="writing-mode: vertical-rl; transform: rotate(180deg);">FIRE: PERMITS</p>	<input type="checkbox"/> Cooking hood suppression, # systems _____ <input type="checkbox"/> Room fire suppression, # systems _____ <input type="checkbox"/> Fire alarm system, Sq.Ft. _____ <input type="checkbox"/> Minor work on existing fire alarm <input type="checkbox"/> Electrical smoke detector, # devices _____ <input type="checkbox"/> Other _____	<p style="writing-mode: vertical-rl; transform: rotate(180deg);">ELEVATOR: TRADE PERMITS</p> <input type="checkbox"/> Installation or major revamping <input type="checkbox"/> Commercial elevator, # stories _____ <input type="checkbox"/> Residential elevator, # elevators _____ <input type="checkbox"/> Wheelchair lift, # lifts _____ <input type="checkbox"/> Escalator, # escalators _____ <input type="checkbox"/> Elevator repair <input type="checkbox"/> Removal from service <input type="checkbox"/> Emergency power test <input type="checkbox"/> Elevator fire recall test <input type="checkbox"/> Temporary use <input type="checkbox"/> Other _____



Home Contact Us E-Filing Services Document Searches Forms Help

Previous on List Next on List Return To List

Entity Name Search

Events No Name History

Submit

Detail by Entity Name

Florida Profit Corporation

MOBILE ARTS, INC.

Filing Information

Document Number P93000052333
FEI/EIN Number 650431765
Date Filed 07/27/1993
State FL
Status ACTIVE
Last Event CANCEL ADM DISS/REV
Event Date Filed 11/06/2006
Event Effective Date NONE

Principal Address

212 COLLINS AVENUE
MIAMI BEACH FL 33139

Changed 01/19/2009

Mailing Address

212 COLLINS AVENUE
MIAMI BEACH FL 33139

Changed 01/19/2009

Registered Agent Name & Address

LARDI, PAUL C
801 N. VENETIAN WAY 906
MIAMI BEACH FL 33139 US

Address Changed: 03/07/2003

Officer/Director Detail

Name & Address

Title PD

LARDI, PAUL C
801 W VENETIAN WAY STE 906
MIAMI FL 33139

Title D

LARDI, LISA
800 WEST AVE #746
MIAMI BEACH FL

Annual Reports

Report Year Filed Date

2009	01/19/2009
2010	01/26/2010
2011	01/06/2011

Document Images

01/06/2011 -- ANNUAL REPORT	View image in PDF format
01/26/2010 -- ANNUAL REPORT	View image in PDF format
01/19/2009 -- ANNUAL REPORT	View image in PDF format
01/17/2008 -- ANNUAL REPORT	View image in PDF format
01/11/2007 -- ANNUAL REPORT	View image in PDF format
11/06/2006 -- REINSTATEMENT	View image in PDF format
01/06/2005 -- ANNUAL REPORT	View image in PDF format
01/06/2004 -- ANNUAL REPORT	View image in PDF format
03/07/2003 -- ANNUAL REPORT	View image in PDF format
02/14/2002 -- ANNUAL REPORT	View image in PDF format
03/09/2001 -- ANNUAL REPORT	View image in PDF format
03/20/2000 -- ANNUAL REPORT	View image in PDF format
03/04/1999 -- ANNUAL REPORT	View image in PDF format
03/25/1998 -- ANNUAL REPORT	View image in PDF format
02/21/1997 -- ANNUAL REPORT	View image in PDF format
02/19/1996 -- ANNUAL REPORT	View image in PDF format
02/21/1995 -- ANNUAL REPORT	View image in PDF format

Note: This is not official record. See documents if question or conflict.

[Previous on List](#) [Next on List](#) [Return To List](#)

Entity Name Search

[Events](#)

No Name History

Submit

| [Home](#) | [Contact us](#) | [Document Searches](#) | [E-Filing Services](#) | [Forms](#) | [Help](#) |

Copyright © and Privacy Policies
State of Florida, Department of State



PERMIT #

B0500967

09

COCOA BEACH GLASS ENGINEERING DEPT.
 3246 N.W. 37 AVE. MIAMI, FL 33142 (305) 631-3420
 Copyright 2000 by Emerald Engineering, P.A. Tampa, Florida
 CUSTOMER: RENTAL APARTMENTS
 JOB NUMBER: 200 COLLINS AVE.
 DESCRIPTION: IMPACT WINDOWS MIAMI BEACH, FL.

*** DESIGN WIND LOADS - ASCE 7-98 ***
 *** COMPONENTS AND CLADDING ***
 DATE: 9/30/2004

WIND VELOCITY = 146 MPH
 EXPOSURE CATEGORY = C
 BUILDING CATEGORY = 2
 IMPORTANCE FACTOR = 1.00
 Kz1 = 1.00

ROOF SLOPE = 0.00 = 12 (1.00 PER)
 FRIBUTARY AREA = 10.0 FT²
 MEAN ROOF HEIGHT = 26.0 FT
 DISTANCE, Z = 16.0 FT

WIND LOADS

WIND DIRECTION	WALL AREA	WIND PRESSURE
GCP (+)	4	0.900
GCP (-)	0.900	-0.900
FRONT	56.2	-1.260
REAR	56.2	-1.260

qs = 52.0 PSF
 qz = 47.0 PSF

$P = qz(GCp) - (GCp)z$
 $(GCp)z = 1.018$

BUILDING WIDTH = 41.0 FT
 CORNER DISTANCE, Z = 11.5 FT

Handwritten signature and date: 10-04-04

B0500967

NOTICE OF ACCEPTANCE (NOA)

IMPACT RESISTANT WINDOW (IMPACT RESISTANT)
 IMPACT RESISTANT WINDOW
 205 Industrial Way
 Boynton Beach, FL 33426

MIAMI-DADE COUNTY PLANNING AND ZONING DEPARTMENT
 110 WEST FLAGLER STREET, 5TH FLOOR
 MIAMI, FL 33130
 (305) 375-2000 FAX: (305) 375-2000

The NOA is being issued under the applicable rules and regulations governing the use of construction materials by the Board of Rules and Appeals (BORA) to be used in Miami-Dade County and other areas where allowed by the Authority Having Jurisdiction (AHJ).
 This NOA shall not be valid after the expiration date stated below. The Miami-Dade County Product Control Division (PCD) reserves the right to inspect the product at any time. The manufacturer of the product shall be responsible for the right to inspect the product, and the manufacturer shall be responsible for the right to inspect the product. The manufacturer shall be responsible for the right to inspect the product. The manufacturer shall be responsible for the right to inspect the product.

DESCRIPTION: Aluminum Single Hung Window LHM
APPROVAL DOCUMENT: Drawing No. WRL-03 dated 07/14/03, with revision "A" dated 01/15/04, titled "Aluminum Single Hung Window (LHM)", sheets 1 through 3 of 3, prepared by Al-Farooq Corporation, signed and sealed by Henry Harms, P.E., bearing the Miami-Dade County Product Control Division stamp with the name of the Approver.
REVISIONS: None.
REMARKS: This NOA shall not be valid after the expiration date stated below. The Miami-Dade County Product Control Division (PCD) reserves the right to inspect the product at any time. The manufacturer of the product shall be responsible for the right to inspect the product. The manufacturer shall be responsible for the right to inspect the product. The manufacturer shall be responsible for the right to inspect the product.

NOA No 03-12345
 Approval Date: February 19, 2004
 Expiration Date: February 19, 2004
 Page 1

NOTICE OF ACCEPTANCE EVIDENCE SUBMITTED

- A. DRAWINGS
 1. Manufacturer's drawings and sections.
 2. Drawing No. WRL-03, dated 07/14/03, with revision "A" dated 01/15/04, titled "Aluminum Single Hung Window (LHM)", sheets 1 through 3 of 3, prepared by Al-Farooq Corporation, signed and sealed by Henry Harms, P.E.
- B. TESTS
 1. Test reports on 1) Air Infiltration Test, per FIC, TAS 202-94
 - 2) Uniform Static Air Pressure Test, Loading per FIC, TAS 202-94
 - 3) Water Resistance Test, per FIC, TAS 202-94
 - 4) Large Missile Impact Test, per FIC, TAS 202-94
 - 5) Cycle Wind Pressure Loading, per FIC, TAS 202-94
 - 6) Cycle Energy Test, per FIC 2411.3.3.1 and TAS 202-94
 7. Force Wind, prepared by American Test Lab of South Florida, Test Report No. ATL-027-D163, dated 06/12/03, signed and sealed by Henry Harms, P.E.
- C. CALCULATIONS
 1. Anchor calculations, ASTM E1300-99, and comparative analysis, prepared by Al-Farooq Corp. on 07/11/03, signed and sealed by Henry Harms, P.E.
- D. QUALITY ASSURANCE
 1. Miami-Dade Building Code Compliance Office (DCCC).
- E. MATERIAL CERTIFICATIONS
 1. Notice of Acceptance No. 01-428401 issued to EI, DuPont DeNoreau for "Security Glass & Film", dated 01/17/02, expiring on 01/15/07.
- F. STATEMENTS
 1. Statement of compliance, dated July 11, 2003, signed and sealed by Henry Harms, P.E.
 2. Statement of no financial interest, dated July 11, 2003, signed and sealed by Henry Harms, P.E.

Handwritten signature: Henry Harms
 Henry Harms, P.E.
 Deputy Director, Product Control Division
 Miami-Dade County Planning and Zoning Department
 Expiration Date: February 19, 2004
 Approval Date: February 19, 2004



MIAMI-DEDE COUNTY, FLORIDA
METRO-DEDE FLAGLER BUILDING
140 WEST FLAGLER STREET, SUITE 1143
MIAMI, FLORIDA 33132-1563
(305) 275-2901 FAX (305) 375-2906

NOTICE OF ACCEPTANCE (NOA)
Yale Ogron Manufacturing Co., Inc.
671 West 18 Street
Hialeah, FL 33010

SCOPE: This NOA is being issued under the applicable rules and regulations governing the use of construction materials. The documentation submitted has been reviewed by Miami-Dade County Product Control Division and accepted by the Board of Rules and Appeals (BORA) to be used in Miami-Dade County and other areas where allowed by the Authority Having Jurisdiction (AHJ).

This NOA shall not be valid after the expiration date stated below. The Miami-Dade County Product Control Division (as Miami-Dade County) and/or the AHJ (in areas other than Miami-Dade County) reserve the right to perform in-house testing of material tested for quality assurance purposes. If this product or material fails to perform in-house testing, the manufacturer will incur the expense of such testing and the AHJ may immediately revoke, modify, or suspend the use of such product or material within their jurisdiction. BORA reserves the right to revoke this acceptance, if it is determined by Miami-Dade County Product Control Division that this product or material fails to meet the requirements of the applicable building code.

This product is approved as described herein, and has been designed to comply with the Florida Building Code, including the High Velocity Hurricane Zone.

DESCRIPTION: Series 1600 Impact View Aluminum Horizontal Sliding Window

APPROVAL DOCUMENT: Drawing No. W03-104, titled "Series 1600 Impact View Alum. Horiz. Sliding Window", sheets 1 through 5 of 5, prepared by Al Farooq Corp., dated 11/15/03 with revision "A" signed and sealed by Humayoun Farooq, P.E., bearing the Miami-Dade County Product Control Approval stamp with the Notice of Acceptance number and expiration date by the Miami-Dade County Product Control Division.

MISSILE IMPACT RATING: Large and Small Missile Impact

LABELING: Each unit shall bear a permanent label with the manufacturer's name or logo, city, state and following statement: "Miami-Dade County Product Control Approved", unless otherwise noted herein.

RENEWAL: This NOA shall be considered a renewal application has been filed and there has been no change in the applicable building code negatively affecting the performance of this product.

TERMINATION: This NOA will occur after the expiration date or if there has been a revision or change in the applicable building code negatively affecting the performance of this product. Failure to comply with any section of this NOA shall be cause for termination and removal of NOA.

ADVERTISING: The NOA number preceded by the words Miami-Dade County, Florida, and followed by the expiration date may be displayed in advertising literature. If any portion of the NOA is displayed, then it shall be done in its entirety.

INSPECTION: A copy of this entire NOA shall be provided to the user by the manufacturer or its distributor and shall be available for inspection at the job site at the request of the Building Official.

This NOA consists of this page 1 and evidence parts E-1 and E-2, as well as approval document mentioned above.

The submitted documentation was reviewed by Theodore Berman, P.E.
NDA No 03-1203.02
Expiration Date: March 04, 2009
Approval Date: March 04, 2009
Page 1

Signature: Seta 12/8/04

Yale Ogron Manufacturing Co., Inc.

NOTICE OF ACCEPTANCE: EVIDENCE SUBMITTED

- A. DRAWINGS
1. Manufacturer's die drawings and sections.
 2. Drawing No. W03-104, titled "Series 1600 Impact View Alum. Horiz. Sliding Window", sheets 1 through 5 of 5, prepared by Al Farooq Corp., dated 11/15/03 with revision "A" dated 01/23/04, signed and sealed by Humayoun Farooq, P.E.
- B. TESTS
1. Test reports on 1) Air Infiltration Test, per FBC, TAS 202-94
2) Uniform Static Air Pressure Test, Loading per FBC, TAS 202-94
3) Water Resistance Test, per FBC, TAS 201-94
4) Large Missile Impact Test per FBC, TAS 203-94
5) Cyclic Wind Pressure Loading per FBC, TAS 203-94
6) Forced Entry Test, per FBC 2411 3.2.1 and TAS 202-94
along with marked-up drawings and installation diagram of an aluminum horizontal sliding window, prepared by Fenestration Testing Laboratory, Inc., Test Report No. FTL-3763, dated 05/03/03, signed and sealed by Joseph Chan, P.E.
 2. Test reports on 1) Air Infiltration Test, Loading per FBC, TAS 202-94
2) Uniform Static Air Pressure Test, per FBC, TAS 202-94
3) Water Resistance Test, per FBC, TAS 201-94
4) Large Missile Impact Test per FBC, TAS 203-94
5) Cyclic Wind Pressure Loading per FBC, TAS 203-94
6) Forced Entry Test, per FBC 2411 3.2.1 and TAS 202-94
along with marked-up drawings and installation diagram of an aluminum horizontal sliding window, prepared by Fenestration Testing Laboratory, Inc., Test Report No. FTL-3791, dated 07/12/03, signed and sealed by Joseph Chan, P.E.
- C. CALCULATIONS
1. Anchor Calculations, ASTM-E-1300 and tested per ASTM E-1300, prepared by Al-Farooq Corporation, dated 11/15/03, signed and sealed by Dr. Humayoun Farooq, P.E.
- D. QUALITY ASSURANCE
1. Miami-Dade Building Code Compliance Office (BCCO).
- E. MATERIAL CERTIFICATIONS
1. Notice of Acceptance No. 01-0205.02 issued to Solutia Inc. for "Safelex/Keepsafe Maximum" dated 05/17/01, expiring on 05/21/06.
 2. Notice of Acceptance No. 03-1223.04 issued to Sulfice Specialties, Inc. for their "Uvexol Liq. Resin" dated 02/05/04, expiring on 02/08/09.
- Theodore Berman, P.E.
Deputy Director, Product Control Division
NDA No 03-1203.02
Expiration Date: March 04, 2009
Approval Date: March 04, 2004

E-1

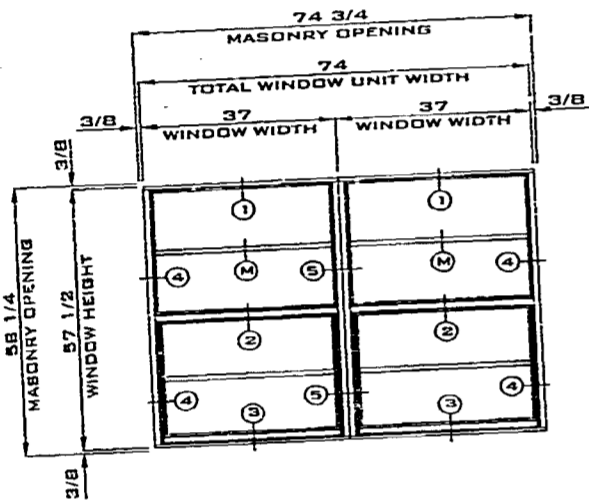
Yale Ogron Manufacturing Co., Inc.

NOTICE OF ACCEPTANCE: EVIDENCE SUBMITTED

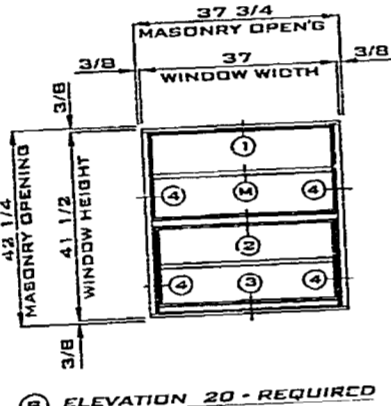
- F. STATEMENTS
1. Statement letter of no financial interest, dated 11/15/03, signed by Humayoun Farooq, P.E. (Notarized)
 2. Statement letter of conformance, dated 11/15/03, signed and sealed by Humayoun Farooq, P.E.

E-2

09



(A) ELEVATION 24 - REQUIRED



(B) ELEVATION 20 - REQUIRED

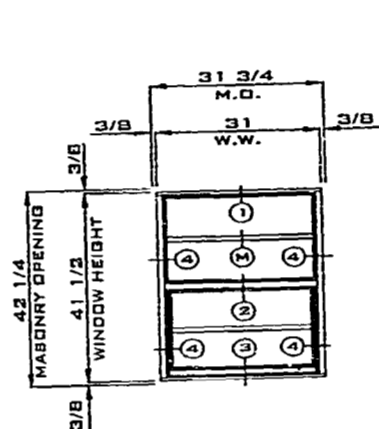
I.W.C. ALUMINUM SINGLE HUNG - LMI IMPACT WINDOW IN CLEAR ANODIZED ALUM. FRAME AND WITH 5/16" SOLEX GREEN LAMINATED IMPACT GLASS IN O.A. 03-1201.03

YALE CORON 1" X 4" ALUMINUM TUBE CLIPPED MULLION IN CLEAR ANODIZED ALUMINUM IN O.A. 03-0227.01

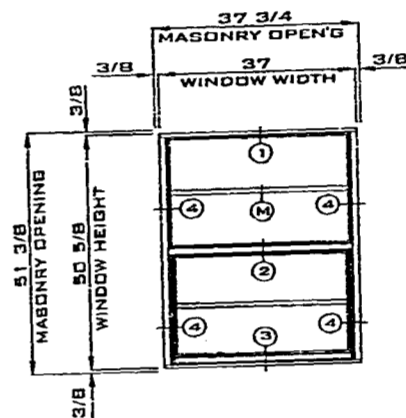
ODDONSIT GROVE GLASS & MIRROR
4248 N.W. 37TH AVENUE
MIAMI BEACH, FL 33149
TEL: 305-432-2482 FAX: 305-432-2481

RENTAL APARTMENTS
2000 COLINB AVE.
MIAMI BEACH, FL
TEL: 305-532-7850

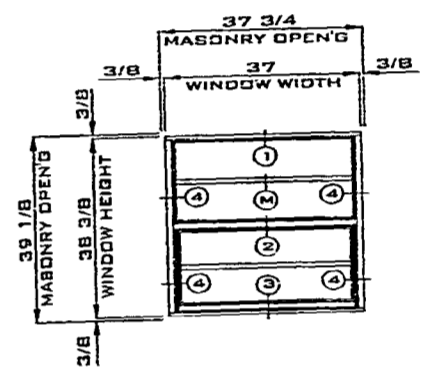
Edwards
10-7-04



(C) ELEVATION 20 - REQUIRED



(D) ELEVATION 1 - REQUIRED



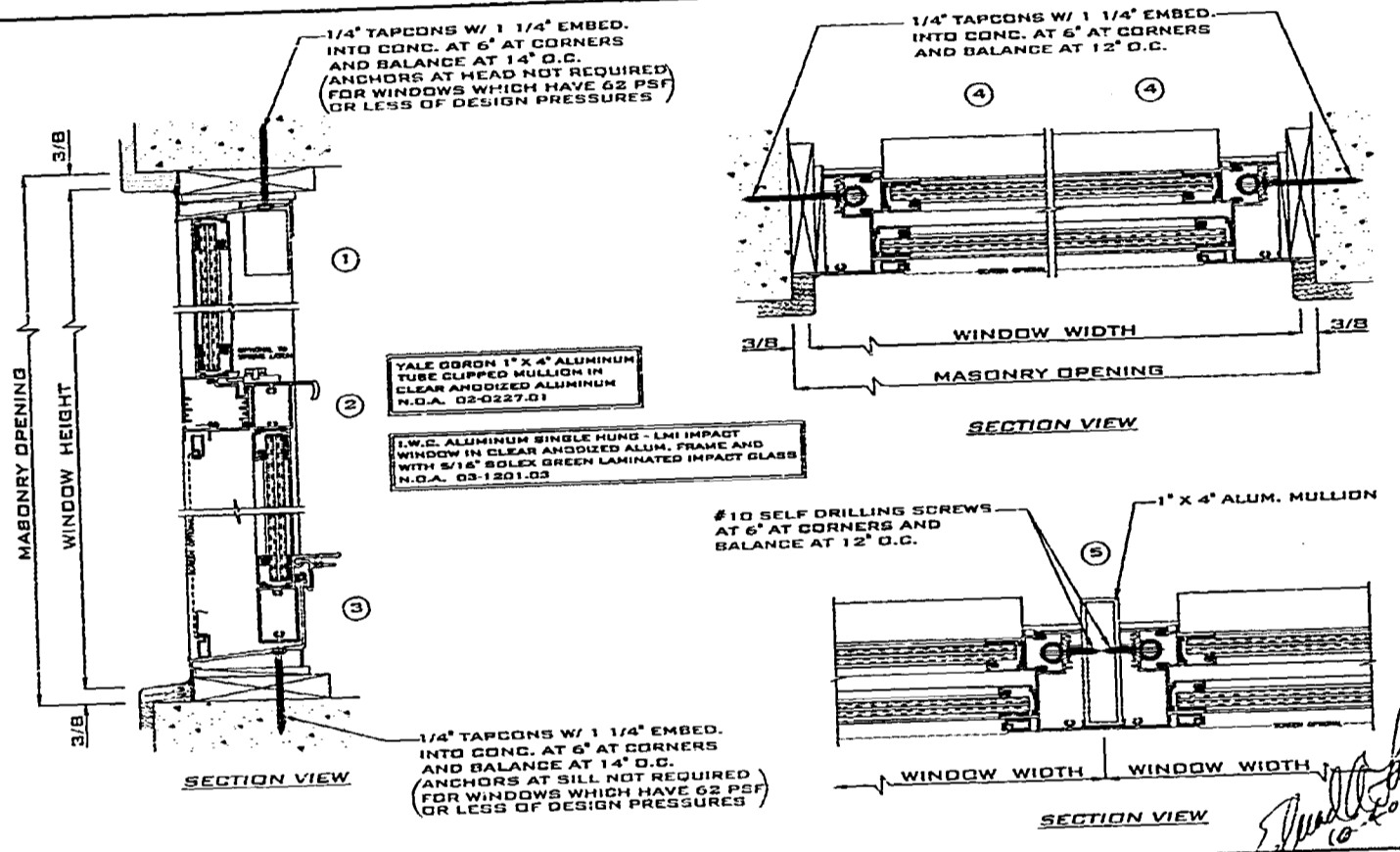
(E) ELEVATION 1 - REQUIRED

I.W.C. ALUMINUM SINGLE HUNG - LMI IMPACT WINDOW IN CLEAR ANODIZED ALUM. FRAME AND WITH 5/16" SOLEX GREEN LAMINATED IMPACT GLASS IN O.A. 03-1201.03

ODDONSIT GROVE GLASS & MIRROR
4248 N.W. 37TH AVENUE
MIAMI BEACH, FL 33149
TEL: 305-432-2482 FAX: 305-432-2481

RENTAL APARTMENTS
2000 COLINB AVE.
MIAMI BEACH, FL
TEL: 305-532-7850

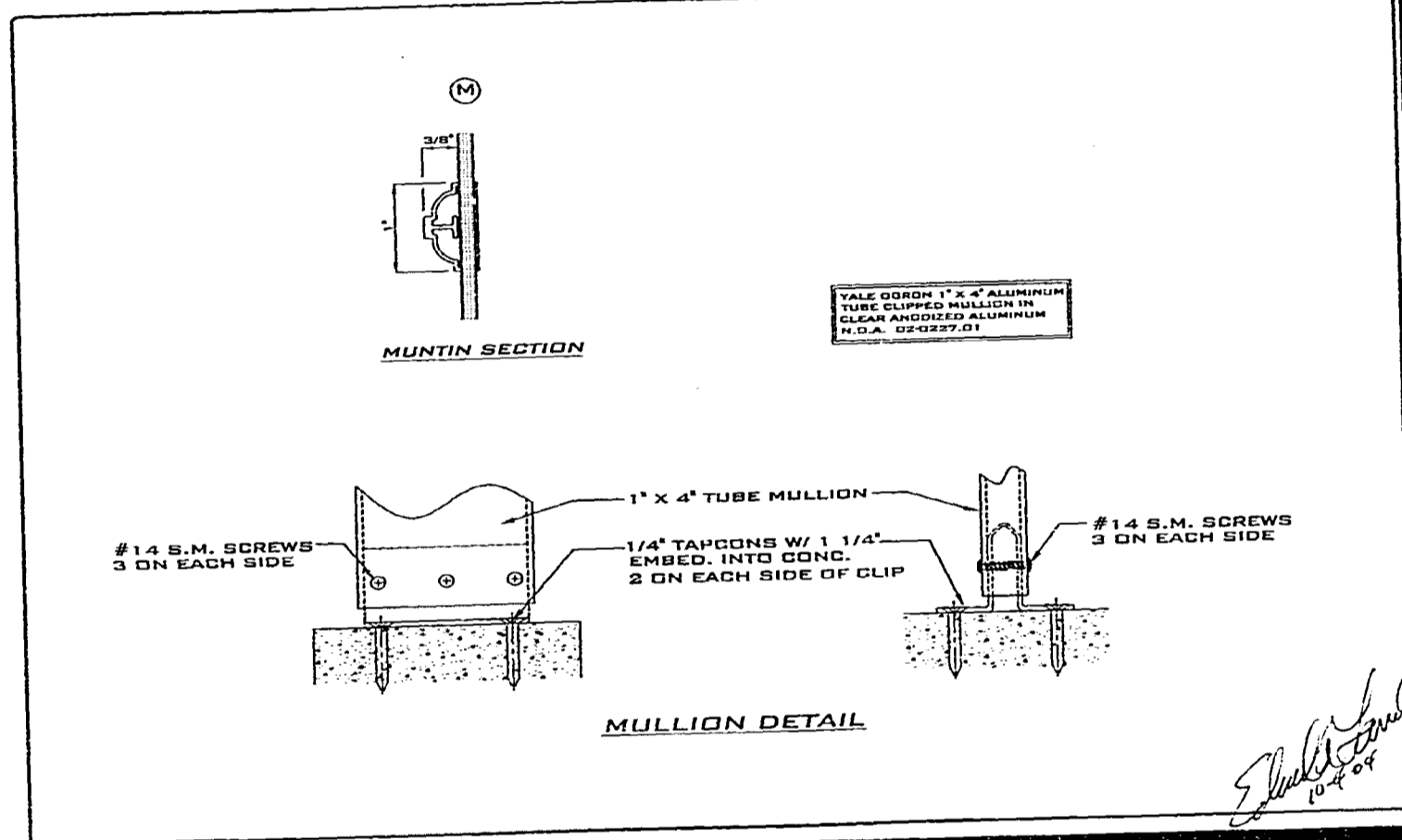
Edwards
10-7-04



6600NUT GROVE GLASS & MIRROR
 4848 N. MIAMI AVENUE
 MIAMI, FLORIDA 33143
 TEL. 305-835-2160 FAX 305-835-2161

METAL APARTMENTS
 300 COLLINS AVE.
 MIAMI BEACH, FL.
 TEL. 305-532-2520

05-2
 OF 2

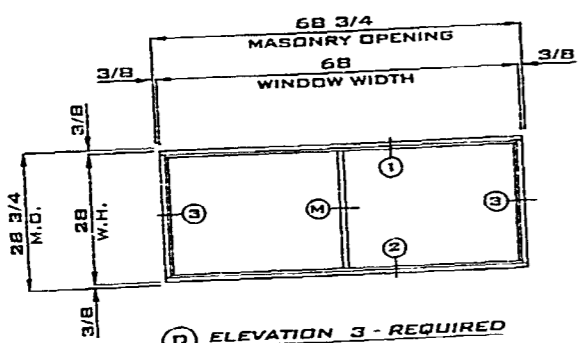


6600NUT GROVE GLASS & MIRROR
 4848 N. MIAMI AVENUE
 MIAMI, FLORIDA 33143
 TEL. 305-835-2160 FAX 305-835-2161

METAL APARTMENTS
 300 COLLINS AVE.
 MIAMI BEACH, FL.
 TEL. 305-532-2520

05-3
 OF 2

Edwards
 10-10-04



① ELEVATION 3 - REQUIRED

L.W.C. SERIES "062" ALUMINUM IMPACT FIXED WINDOW IN CLEAR ANODIZED ALUM. FRAME AND WITH 7/16" SOLEX GREEN LAMINATED IMPACT GLASS N.O.A. 04-0528.01

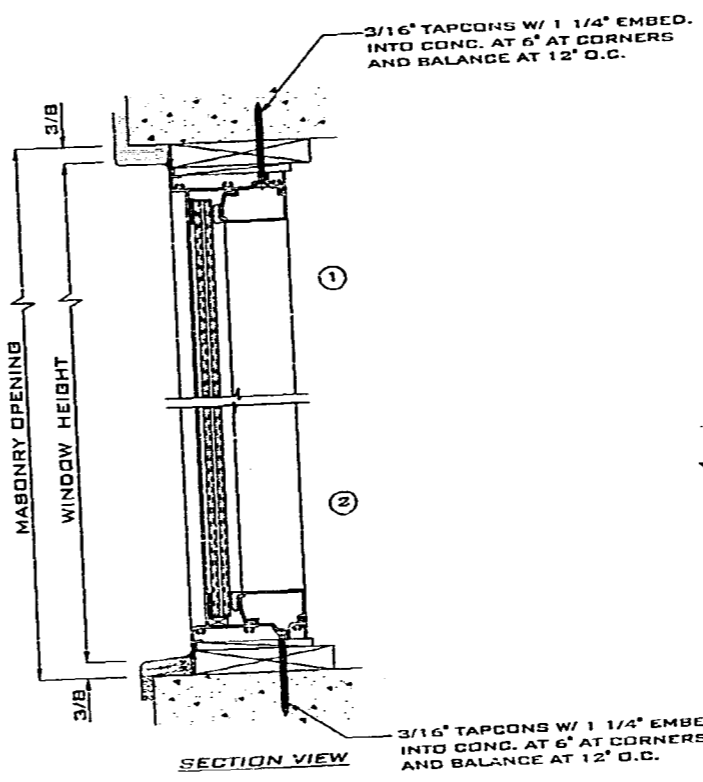


DOCKNUT ABOVE GLASS & MIRROR
4240 N.W. 37TH AVENUE
MIAMI, FLORIDA 33142
TEL. 305-854-2480 FAX 305-854-2481

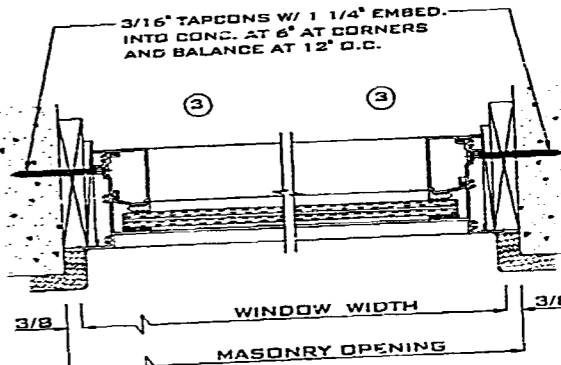
BEACH APARTMENTS
200 COLLINS AVE.
MIAMI BEACH, FL.
TEL. 305-532-2220

DATE: 10/14/04
BY: [Signature]

[Handwritten signature]



L.W.C. SERIES "062" ALUMINUM IMPACT FIXED WINDOW IN CLEAR ANODIZED ALUM. FRAME AND WITH 7/16" SOLEX GREEN LAMINATED IMPACT GLASS N.O.A. 04-0528.01



3/16" TAPCONS W/ 1 1/4" EMBED.
INTO CONG. AT 6" AT CORNERS
AND BALANCE AT 12" O.C.

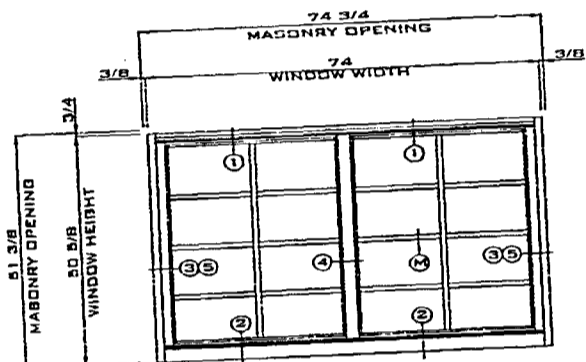
[Handwritten signature]



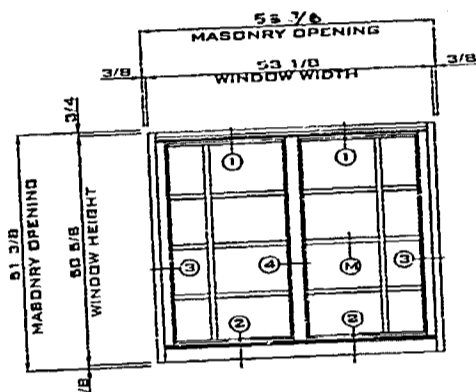
DOCKNUT ABOVE GLASS & MIRROR
4240 N.W. 37TH AVENUE
MIAMI, FLORIDA 33142
TEL. 305-854-2480 FAX 305-854-2481

BEACH APARTMENTS
200 COLLINS AVE.
MIAMI BEACH, FL.
TEL. 305-532-2220

DATE: 10/14/04
BY: [Signature]



(E) ELEVATION B - REQUIRED



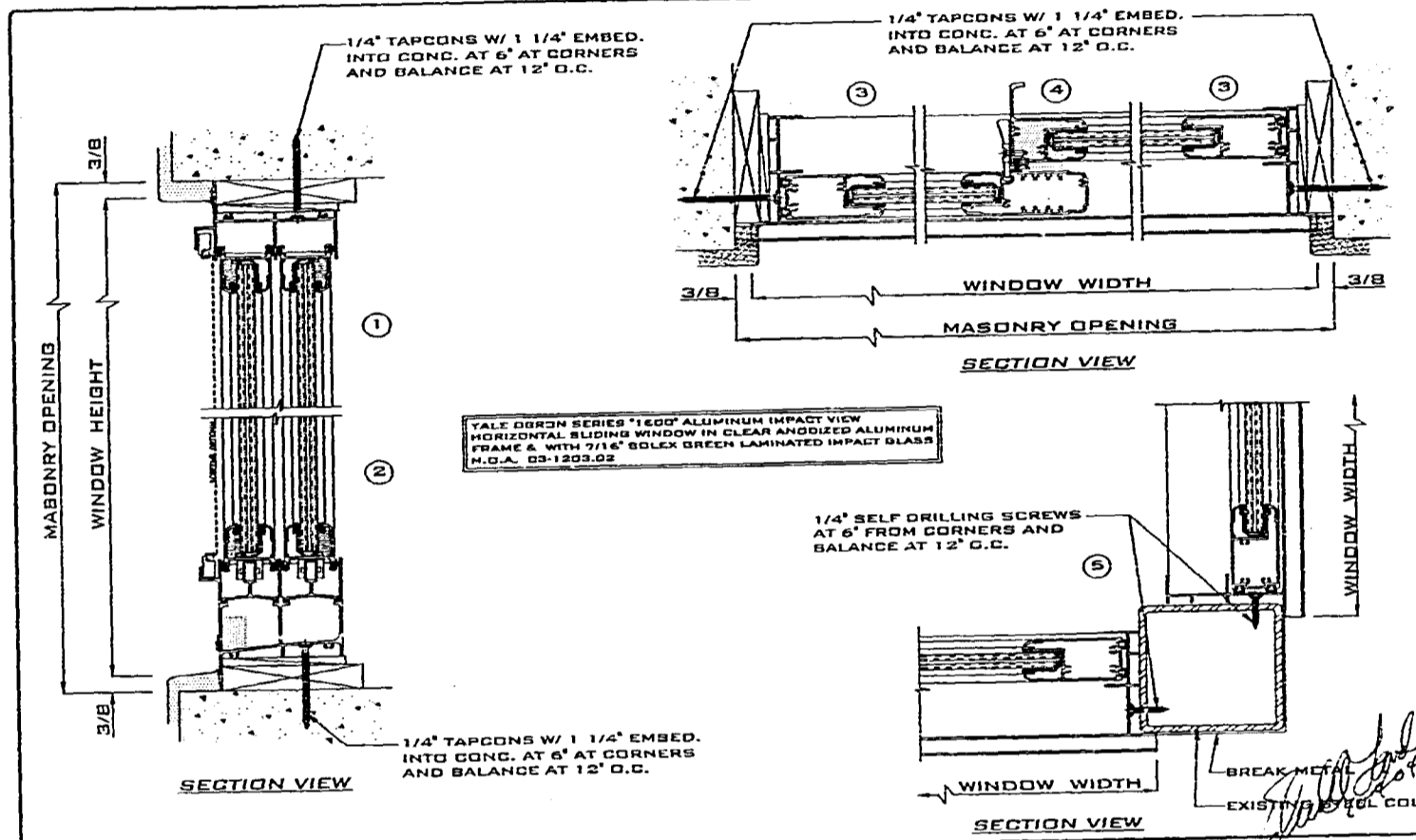
(F) ELEVATION I - REQUIRED

VALE DOOR SERIES 1600 ALUMINUM IMPACT VIEW HORIZONTAL SLIDING WINDOW IN CLEAR ANODIZED ALUMINUM FRAME & WITH 7/16" SOLEX GREEN LAMINATED IMPACT GLASS N.O.A. 03-1203.02

COGNAT BROS. GLASS & MIRROR
4340 N.W. 11th AVE.
MIAMI, FLORIDA 33142
TEL: 305-435-5480 FAX: 305-435-5481

RENTAL APARTMENTS
4340 N.W. 11th AVE.
MIAMI BEACH, FL.
TEL: 305-435-7400

05-9
05-9
05-9



VALE DOOR SERIES 1600 ALUMINUM IMPACT VIEW HORIZONTAL SLIDING WINDOW IN CLEAR ANODIZED ALUMINUM FRAME & WITH 7/16" SOLEX GREEN LAMINATED IMPACT GLASS N.O.A. 03-1203.02

1/4" SELF DRILLING SCREWS AT 6" FROM CORNERS AND BALANCE AT 12" O.C.

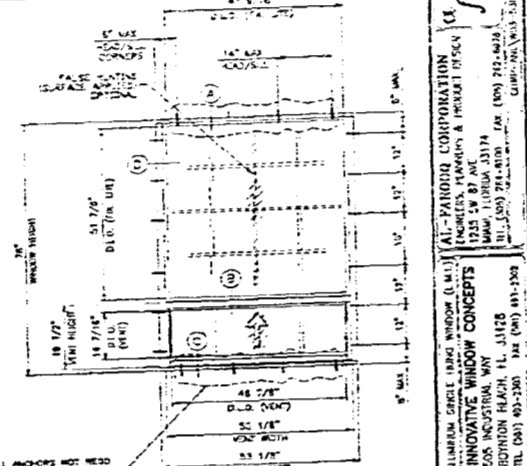
COGNAT BROS. GLASS & MIRROR
4340 N.W. 11th AVE.
MIAMI, FLORIDA 33142
TEL: 305-435-5480 FAX: 305-435-5481

RENTAL APARTMENTS
4340 N.W. 11th AVE.
MIAMI BEACH, FL.
TEL: 305-435-7400

05-9
05-9
05-9

05

UNEQUAL LITES WINDOWS DESIGN LOAD CAPACITY - PSF										
FRAMES (S&P)	ANCHORS TYPE 'A'					ANCHORS TYPE 'B'				
	18" x 18"	24" x 24"	30" x 30"	36" x 36"	42" x 42"	18" x 18"	24" x 24"	30" x 30"	36" x 36"	42" x 42"
18" x 18"	180	225	270	315	360	180	225	270	315	360
24" x 24"	225	270	315	360	405	225	270	315	360	405
30" x 30"	270	315	360	405	450	270	315	360	405	450
36" x 36"	315	360	405	450	495	315	360	405	450	495
42" x 42"	360	405	450	495	540	360	405	450	495	540



ANCHORS TYPE 'A' (Series 1062)

ANCHORS TYPE 'B' (Series 1041)

ANCHORS TYPE 'C' (Series 1064)

GLAZING OPTIONS

ALUMINUM SINGLE HUNG WINDOW (A.M.I.)
DESIGN LOAD RATINGS FOR THESE WINDOWS TO BE AS PER CHARTS SHOWN ON SHEETS 1 AND 2.

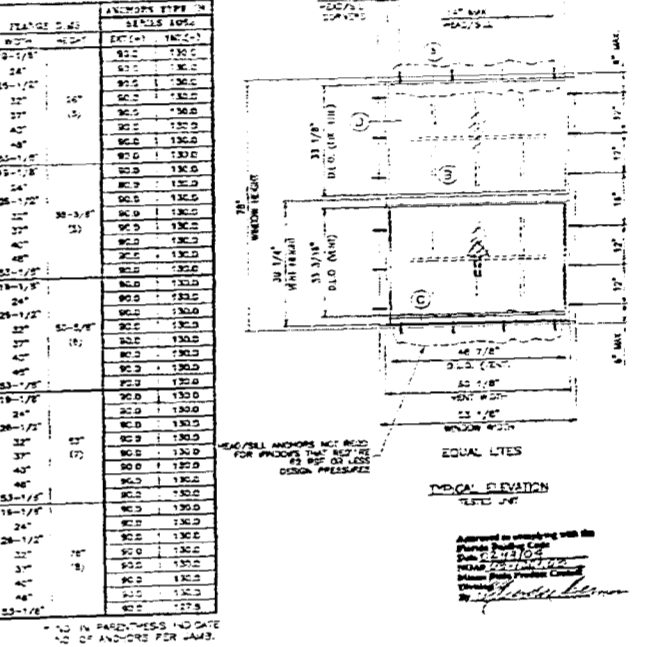
THIS PROJECT IS DESIGNED TO COMPLY WITH THE HIGH VELOCITY WINDS AND 2-MINUTE DESIGN WIND SPEEDS.
WOOD BLOCKS, IF USED, MUST BE ANCHORED THROUGH TO TRANSFER LOADS TO THE STRUCTURE.

ANCHORS SHALL BE AS LISTED, UNLESS AS SHOWN ON DETAILS. A CHECK IMPROVEMENT TO BARE MATERIAL SHALL BE BEYOND THE DESIGNER'S RESPONSIBILITY.

ANCHORS AND GLAZING OPTIONS NOT SHOWN IN THESE DETAILS ARE NOT PART OF THIS APPROVAL.

DATE: JAN 19 2004

EQUAL LITES WINDOWS DESIGN LOAD CAPACITY - PSF										
FRAMES (S&P)	ANCHORS TYPE 'A'					ANCHORS TYPE 'B'				
	18" x 18"	24" x 24"	30" x 30"	36" x 36"	42" x 42"	18" x 18"	24" x 24"	30" x 30"	36" x 36"	42" x 42"
18" x 18"	180	225	270	315	360	180	225	270	315	360
24" x 24"	225	270	315	360	405	225	270	315	360	405
30" x 30"	270	315	360	405	450	270	315	360	405	450
36" x 36"	315	360	405	450	495	315	360	405	450	495
42" x 42"	360	405	450	495	540	360	405	450	495	540



ANCHORS TYPE 'A' (Series 1062)

ANCHORS TYPE 'B' (Series 1041)

ANCHORS TYPE 'C' (Series 1064)

GLAZING OPTIONS

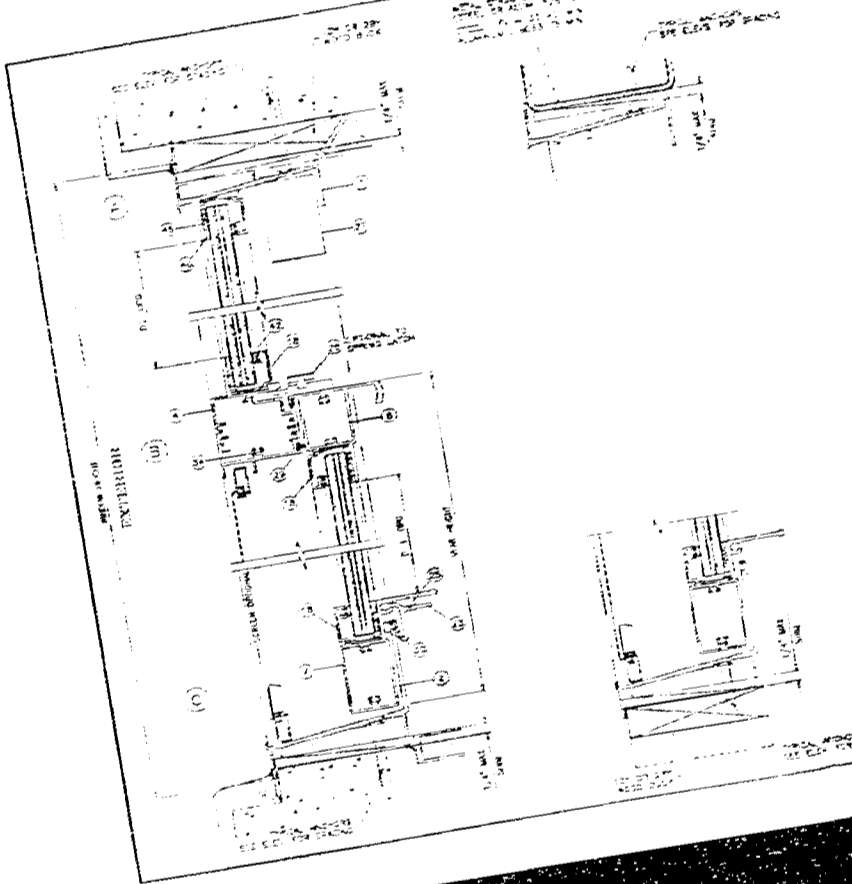
ALUMINUM SINGLE HUNG WINDOW (A.M.I.)
DESIGN LOAD RATINGS FOR THESE WINDOWS TO BE AS PER CHARTS SHOWN ON SHEETS 1 AND 2.

THIS PROJECT IS DESIGNED TO COMPLY WITH THE HIGH VELOCITY WINDS AND 2-MINUTE DESIGN WIND SPEEDS.
WOOD BLOCKS, IF USED, MUST BE ANCHORED THROUGH TO TRANSFER LOADS TO THE STRUCTURE.

ANCHORS SHALL BE AS LISTED, UNLESS AS SHOWN ON DETAILS. A CHECK IMPROVEMENT TO BARE MATERIAL SHALL BE BEYOND THE DESIGNER'S RESPONSIBILITY.

ANCHORS AND GLAZING OPTIONS NOT SHOWN IN THESE DETAILS ARE NOT PART OF THIS APPROVAL.

DATE: JAN 19 2004



FOR LISTS OF MATERIALS AND METHODS OF CONSTRUCTION REFER TO THE SPECIFICATIONS OF THE ARCHITECT.

TYPICAL ANCHORS: SEE 102 FOR WINDOW AND DOOR ANCHORS.

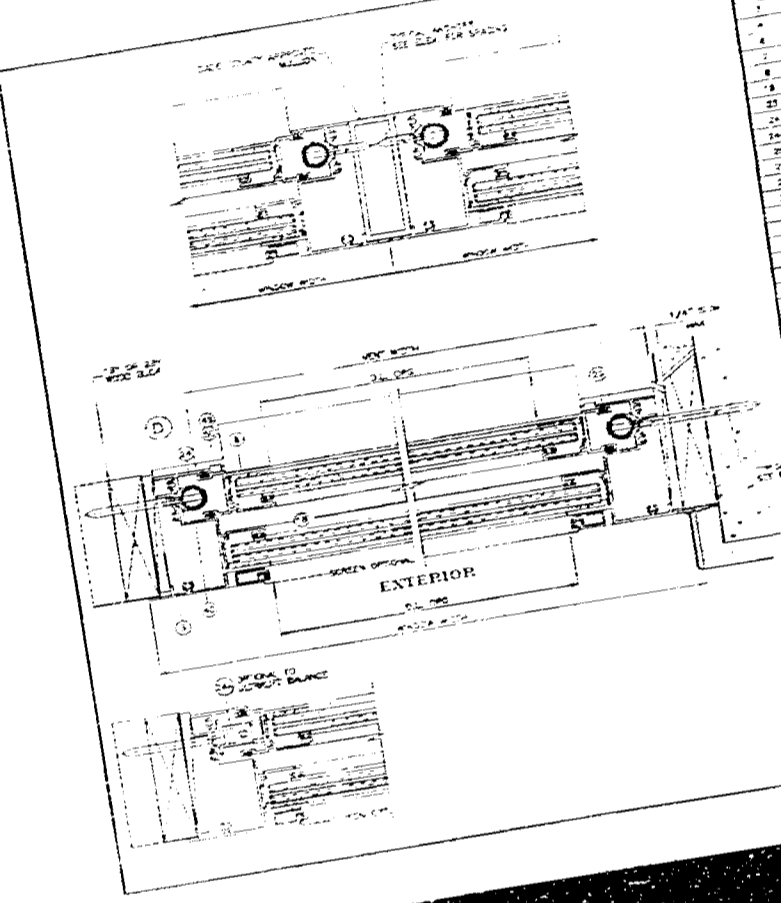
ANCHORS: ANCHORS SHALL BE 1/2" DIA. STEEL BARS WITH 6" LONG UNDEVELOPED TIPS AND 18" LONG DEVELOPED TIPS. THE DEVELOPED PORTION SHALL BE 3/16" DIA. STEEL BARS WITH 180° WELDED COUPLER OR 3/16" DIA. STEEL BARS WITH 180° WELDED COUPLER. THE UNDEVELOPED PORTION SHALL BE 1/2" DIA. STEEL BARS WITH 6" LONG UNDEVELOPED TIPS AND 18" LONG DEVELOPED TIPS. THE DEVELOPED PORTION SHALL BE 3/16" DIA. STEEL BARS WITH 180° WELDED COUPLER OR 3/16" DIA. STEEL BARS WITH 180° WELDED COUPLER. THE UNDEVELOPED PORTION SHALL BE 1/2" DIA. STEEL BARS WITH 6" LONG UNDEVELOPED TIPS AND 18" LONG DEVELOPED TIPS. THE DEVELOPED PORTION SHALL BE 3/16" DIA. STEEL BARS WITH 180° WELDED COUPLER OR 3/16" DIA. STEEL BARS WITH 180° WELDED COUPLER.

ADMINISTRATIVE: ALL MATERIALS AND METHODS OF CONSTRUCTION SHALL BE AS SPECIFIED IN THE SPECIFICATIONS OF THE ARCHITECT.

PROVISIONS FOR WINDOW CONCEPTS: THE CONCEPTS SHALL BE AS SPECIFIED IN THE SPECIFICATIONS OF THE ARCHITECT.

DATE: JAN 19 2004

W03-53



ITEM NO.	QTY	DESCRIPTION	UNIT	AMOUNT
1	1	WINDOW FRAME	EA	1
2	1	GLASS UNIT	EA	1
3	1	WEATHER STRIPPING	EA	1
4	1	ANCHORS	EA	1
5	1	SCREWS	EA	1
6	1	GLASS GASKET	EA	1
7	1	WEATHER STRIPPING	EA	1
8	1	ANCHORS	EA	1
9	1	SCREWS	EA	1
10	1	GLASS GASKET	EA	1
11	1	WEATHER STRIPPING	EA	1
12	1	ANCHORS	EA	1
13	1	SCREWS	EA	1
14	1	GLASS GASKET	EA	1
15	1	WEATHER STRIPPING	EA	1
16	1	ANCHORS	EA	1
17	1	SCREWS	EA	1
18	1	GLASS GASKET	EA	1
19	1	WEATHER STRIPPING	EA	1
20	1	ANCHORS	EA	1
21	1	SCREWS	EA	1
22	1	GLASS GASKET	EA	1
23	1	WEATHER STRIPPING	EA	1
24	1	ANCHORS	EA	1
25	1	SCREWS	EA	1
26	1	GLASS GASKET	EA	1
27	1	WEATHER STRIPPING	EA	1
28	1	ANCHORS	EA	1
29	1	SCREWS	EA	1
30	1	GLASS GASKET	EA	1
31	1	WEATHER STRIPPING	EA	1
32	1	ANCHORS	EA	1
33	1	SCREWS	EA	1
34	1	GLASS GASKET	EA	1
35	1	WEATHER STRIPPING	EA	1
36	1	ANCHORS	EA	1
37	1	SCREWS	EA	1
38	1	GLASS GASKET	EA	1
39	1	WEATHER STRIPPING	EA	1
40	1	ANCHORS	EA	1
41	1	SCREWS	EA	1
42	1	GLASS GASKET	EA	1
43	1	WEATHER STRIPPING	EA	1
44	1	ANCHORS	EA	1
45	1	SCREWS	EA	1
46	1	GLASS GASKET	EA	1
47	1	WEATHER STRIPPING	EA	1
48	1	ANCHORS	EA	1
49	1	SCREWS	EA	1
50	1	GLASS GASKET	EA	1
51	1	WEATHER STRIPPING	EA	1
52	1	ANCHORS	EA	1
53	1	SCREWS	EA	1
54	1	GLASS GASKET	EA	1
55	1	WEATHER STRIPPING	EA	1
56	1	ANCHORS	EA	1
57	1	SCREWS	EA	1
58	1	GLASS GASKET	EA	1
59	1	WEATHER STRIPPING	EA	1
60	1	ANCHORS	EA	1

W03-53

DATE: JAN 19 2004

BY: [Signature]

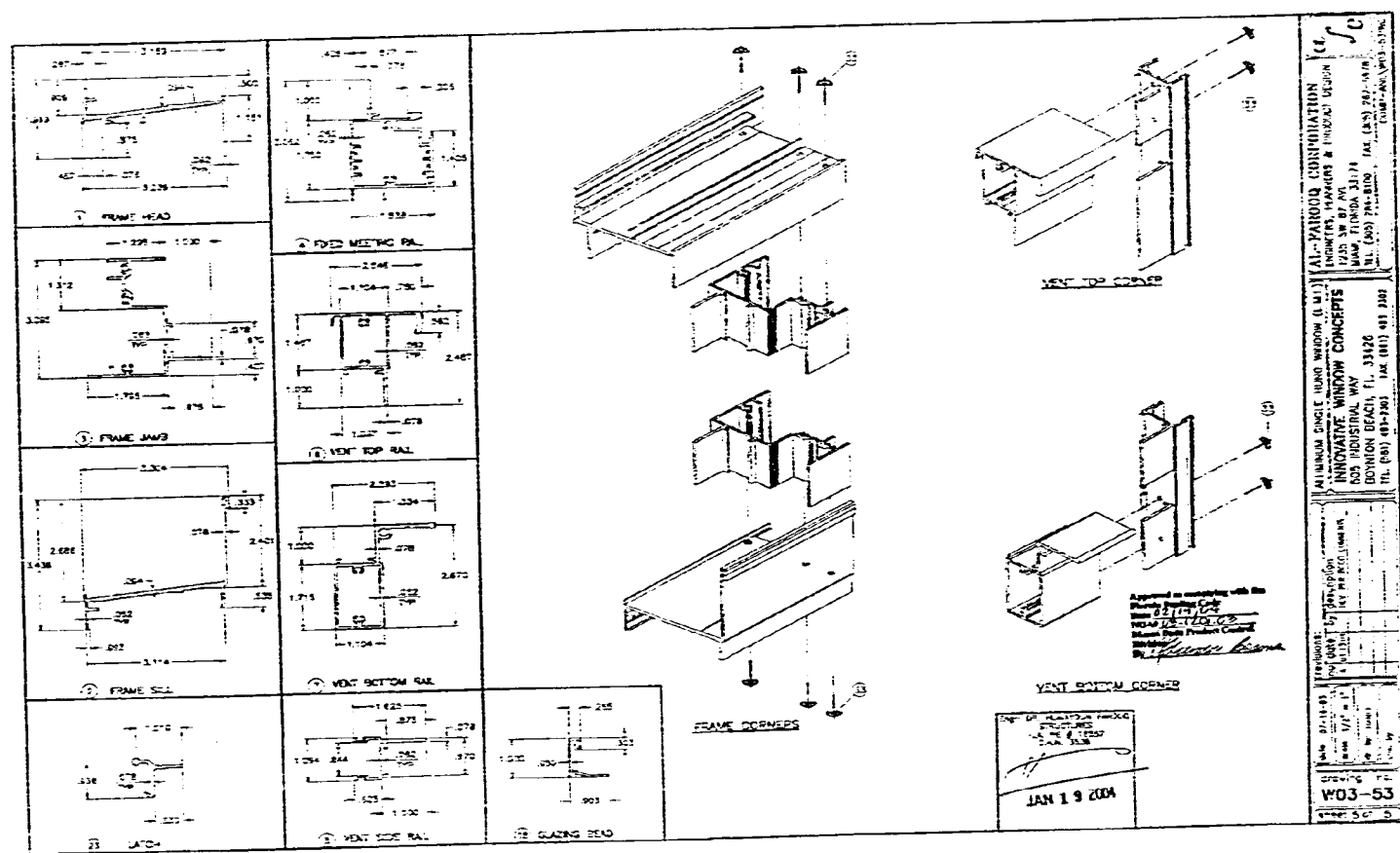
PROJECT: [Project Name]

LOCATION: [Location]

SCALE: [Scale]

REVISIONS:

1. REVISED FOR [Revision Description]



MIAMI-DADE COUNTY, FLORIDA
 BUILDING CODE COMPLIANCE OFFICE (BCCO)
 PRODUCT CONTROL DIVISION
 140 WEST FLAGLER STREET, SUITE 1403
 MIAMI, FLORIDA 33132-1563
 (305) 375-2961 FAX (305) 375-2525

NOTICE OF ACCEPTANCE (NOA)

Yale Green Manufacturing Co., Inc.
 671 West 18 Street
 Hialeah, FL 33010

SCOPE:
 This NOA is being issued under the applicable rules and regulations governing the use of construction materials. The documentation submitted has been reviewed by Miami-Dade County Product Control Division and accepted by the Board of Rules and Appeals (BORA) to be used in Miami-Dade County and other areas where allowed by the Authority Having Jurisdiction (AHJ).

This NOA shall not be valid after the expiration date stated below. The Miami-Dade County Product Control Division (in Miami-Dade County) and/or the AHJ (in areas other than Miami-Dade County) reserve the right to have this product or material tested for quality assurance purposes. If this product or material fails to perform in the accepted manner, the manufacturer will bear the expense of such testing and the AHJ may immediately revoke, modify, or suspend the use of such product or material within their jurisdiction. BORA reserves the right to revoke this acceptance, if it is determined by Miami-Dade County Product Control Division that this product or material fails to meet the requirements of the applicable building code.

This product is approved as described herein, and has been designed to comply with the High Velocity Hurricane Zone of the Florida Building Code.

DESCRIPTION: Aluminum Tube Mullion - Impact

APPROVAL DOCUMENT: Drawing No. M195-06A, dated 11/20/95, with revision A dated 06/24/02, titled "Aluminum Tube Mullions", sheets 1 through 4 prepared by Al-Farooq Corporation, signed and sealed by Humayoun Farooq, P.E., bearing the Miami-Dade County Product Control Approval stamp with the Notice of Acceptance number and approval date by the Miami-Dade County Product Control Division.

MISSILE IMPACT RATING: Large and Small Missile Impact Resistant

LABELING: Each unit shall bear a permanent label with the manufacturer's name or logo, city, state and following statement: "Miami-Dade County Product Control Approved", unless otherwise noted herein.

RENEWAL: of this NOA shall be considered after a renewal application has been filed and there has been no change in the applicable building code negatively affecting the performance of this product.

TERMINATION: of this NOA will occur after the expiration date or if there has been a revision or change in the materials, use, and/or manufacture of the product or process. Misuse of this NOA as an endorsement of any product, for sales, advertising or any other purposes shall automatically terminate this NOA. Failure to comply with any section of this NOA shall be cause for termination and removal of NOA.

ADVERTISEMENT: The NOA number preceded by the words Miami-Dade County, Florida, and followed by the expiration date may be displayed in advertising literature. If any portion of the NOA is displayed, then it shall be done in its entirety.

INSPECTION: A copy of this entire NOA shall be provided to the user by the manufacturer or its distributors and shall be available for inspection at the job site at the request of the Building Official. This NOA revises NOA # 01-1294.02 and consists of this page 1 as well as approval document mentioned above. The submitted documentation was reviewed by Masoud Perez, P.E.



Masoud Perez
 P.E.
 12171
 State of Florida
 No. 12171
 Exp. 12/31/04

NOA No 02-0227.01
 Expiration Date: December 24, 2004
 Approval Date: August 8, 2002
 Page 1



MULLION CLIP (6263-75) (ALT. TO ANGLE)
CLIP LENGTHS MUST BE CUT TO FIT SNAIG INTO TUBE MULLIONS.

MULLION CLIP (6263-75) (ALT. TO ANGLE)
CLIP LENGTHS MUST BE CUT TO FIT SNAIG INTO TUBE MULLIONS.

MULLION CLIP (6263-75) (ALT. TO ANGLE)
CLIP LENGTHS MUST BE CUT TO FIT SNAIG INTO TUBE MULLIONS.

MULLION CLIP (6263-75) (ALT. TO ANGLE)
CLIP LENGTHS MUST BE CUT TO FIT SNAIG INTO TUBE MULLIONS.

MULLION CLIP (6263-75) (ALT. TO ANGLE)
CLIP LENGTHS MUST BE CUT TO FIT SNAIG INTO TUBE MULLIONS.

ANGLE CLIP (6263-75)
CLIP LENGTHS MUST BE CUT TO FIT SNAIG INTO TUBE MULLIONS.

MULLIONS CONTAINING TYPICAL GLAZING PRODUCTS
HORIZONTAL OR VERTICAL

SEE WINDOW OR DOOR APPROVAL FOR FASTENERS SIZES AND SPACING

RECTANGULAR ALUMINUM TUBE MULLIONS USING MULLION PROPERTIES ONLY

MULLION SYSTEM IS RATED FOR LARGE MESSAGE IMPACT AND CAN BE USED WITH ALL ALAMA-ONE COUNTY APPROVED IMPACT AND NON-IMPACT RESISTANT PRODUCTS.

NOTES:

1. ALL GLAZING PRODUCTS USED WITH THESE MULLIONS MUST MEET THE APPLICABLE ONE COUNTY REQUIREMENTS, I.E. WIND LOAD, AIR & WATER INFILTRATION, FORCED ENTRY RESISTANCE, SAFETYGLASS, ETC.
2. ANCHOR EMBEDMENT TO BASE MATERIAL SHALL BE BEYOND WALL COVERING (CEILING, TILE, ETC.)
3. ANY CONDITIONS NOT COVERED IN THIS SUBMITAL SUBJECT TO SEPARATE ENGINEERING REVIEW.
4. ALL MULLIONS TO BE ALLOY 6063-T5.

INSTRUCTIONS:

USE CHARTS AND GRAPHS AS FOLLOWS:

- STEP 1. DETERMINE DESIGN LOAD REQUIRED PER ASCE 7 FOR PARTICULAR OPENING.
- STEP 2. USE ONE COUNTY APPROVED GLAZING PRODUCTS MEETING ABOVE LOAD REQUIREMENTS.
- STEP 3. USE CONNECTION TO MULLION AS PER PRODUCT APPROVAL.
- STEP 4. SPECIFY MULLION DIM. SPACING.
- STEP 5. USING CHARTS ON SHEET 2 SELECT MULLION SIZE WITH DESIGN LOAD MORE THAN DESIGN LOAD SPECIFIED IN STEP 1 ABOVE.
- STEP 6. USING ANCHOR TYPES ON SHEET 4, AND ANCHOR SIZES ON SHEET 5, SELECT ANCHOR TYPE WITH DESIGN LOAD MORE THAN THE DESIGN LOADS SPECIFIED IN STEP 1 ABOVE.

APPROVED AS SHOWN WITH THE FOLLOWING CONDITIONS:

DATE: *8/2/2002*

BY: *[Signature]*

PROJECT: *[Signature]*

DATE: *8/2/2002*

ALUMINUM TUBE MULLIONS

YALE DORON MFG. CO. INC.

1235 W. 87th AVE.

MINNEAPOLIS, MN 55420-2480

TEL: (612) 835-2480 FAX: (612) 835-1599

WWW.YALEMULLIONS.COM

MULLION LOAD CHART
1 1/2" x 1 1/2" ALUMINUM TUBE
6063-T5 CLIP

DESIGN LOAD - PSF

TRIBUTARY WIDTH - INCHES

MULLION LOAD CHART
2" x 2" ALUMINUM TUBE
6063-T5 CLIP

DESIGN LOAD - PSF

TRIBUTARY WIDTH - INCHES

MULLION LOAD CHART
2 1/2" x 2 1/2" ALUMINUM TUBE
6063-T5 CLIP

DESIGN LOAD - PSF

TRIBUTARY WIDTH - INCHES

MULLION LOAD CHART
3" x 3" ALUMINUM TUBE
6063-T5 CLIP

DESIGN LOAD - PSF

TRIBUTARY WIDTH - INCHES

TYPICAL MULLION ARRANGEMENTS

TRIBUTARY WIDTH = $W1 + W2$

DATE: *8/2/2002*

BY: *[Signature]*

ALUMINUM TUBE MULLIONS

YALE DORON MFG. CO. INC.

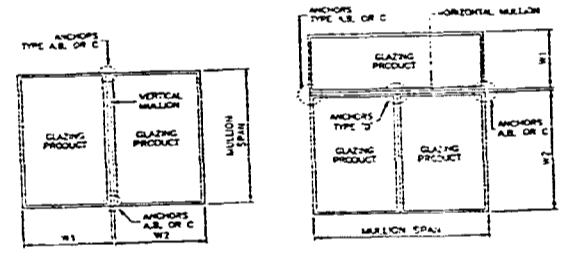
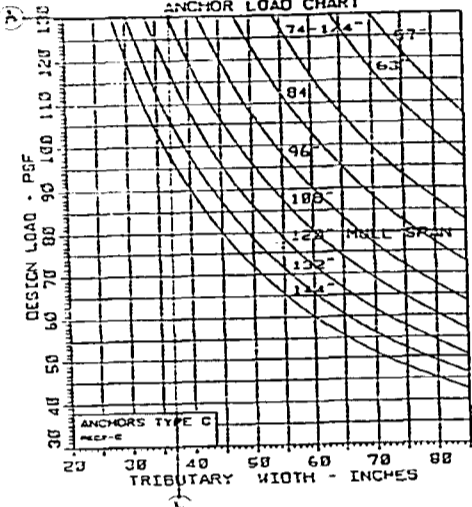
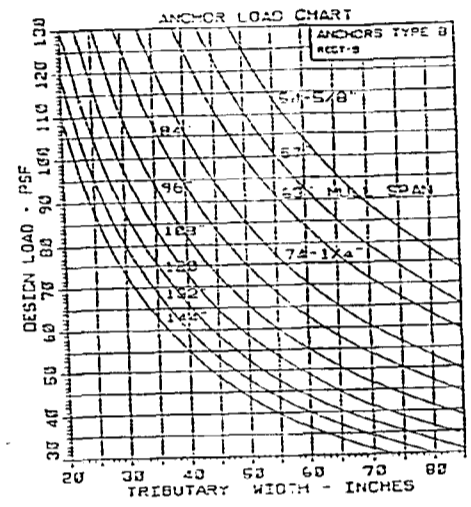
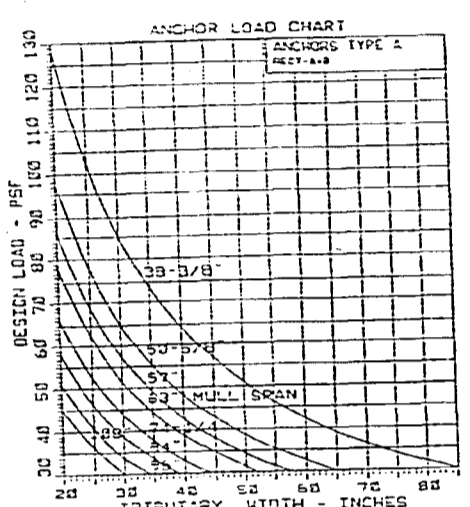
1235 W. 87th AVE.

MINNEAPOLIS, MN 55420-2480

TEL: (612) 835-2480 FAX: (612) 835-1599

WWW.YALEMULLIONS.COM



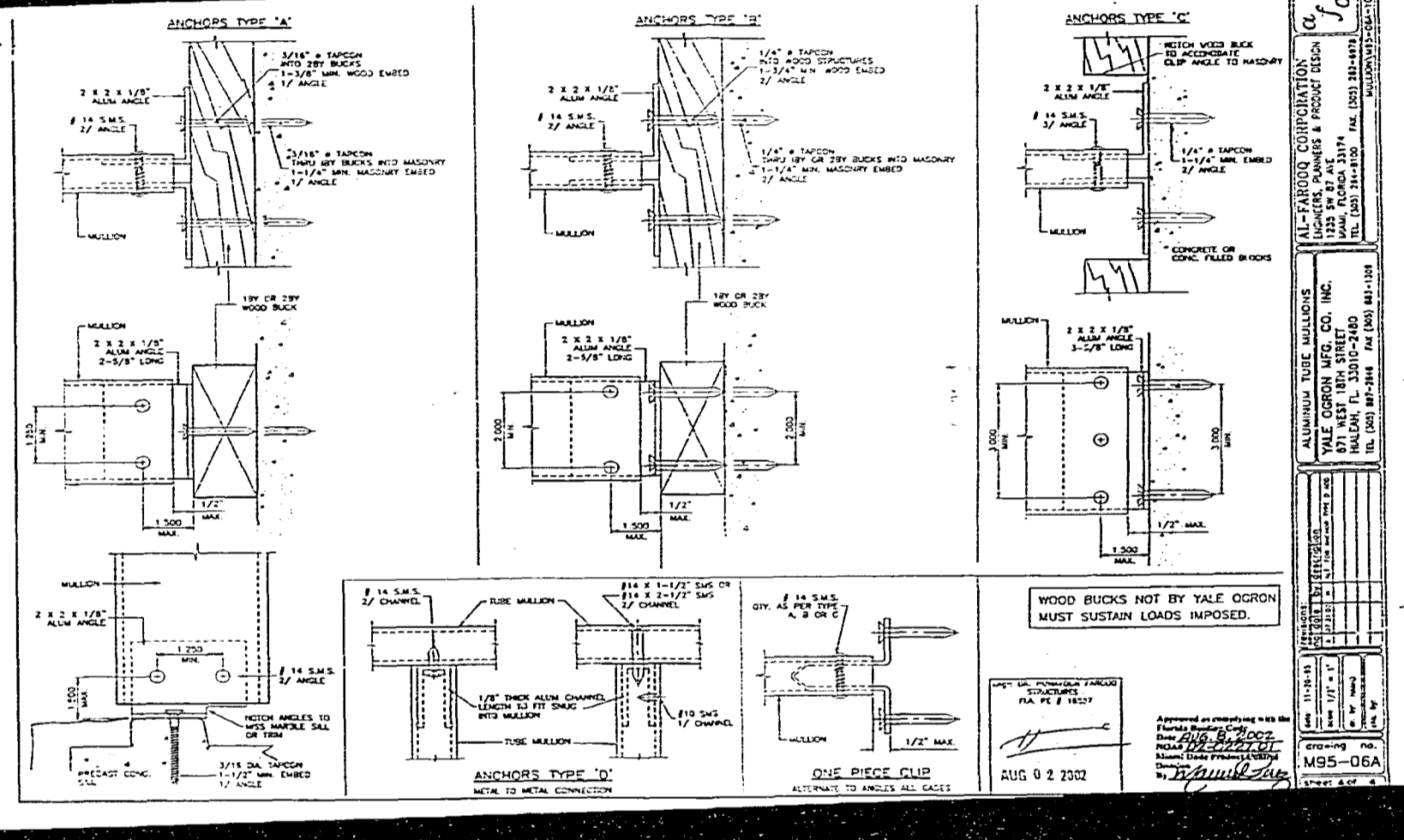


TRIBUTARY WIDTH = $\frac{W_1 + W_2}{2}$
 TYPICAL MULLION ARRANGEMENTS

FOR ANCHORS DESCRIPTION SEE SHEET 4 OF 4

Approved as shown by the Florida State Engineer
 Date: 8/2/2002
 Name: [Signature]
 Title: Professional Engineer
 License No.: MS5-06A
 AUG 02 2002

AL-FAROQ CORPORATION
 ENGINEERS, ARCHITECTS & PRODUCT DESIGN
 1100 N. W. 10th Street
 Suite 1000
 Ft. Lauderdale, FL 33304-3319
 TEL: (305) 341-1100 FAX: (305) 341-1101
 WWW: WWW.AL-FAROQ.COM



AL-FAROQ CORPORATION
 ENGINEERS, ARCHITECTS & PRODUCT DESIGN
 1100 N. W. 10th Street
 Suite 1000
 Ft. Lauderdale, FL 33304-3319
 TEL: (305) 341-1100 FAX: (305) 341-1101
 WWW: WWW.AL-FAROQ.COM

NOTICE OF ACCEPTANCE (NOA)

Innovative Window Concepts, L.L.C.
 505 Industrial Way
 Boynton Beach, FL 33426

SCOPE:
 This NOA is being issued under the applicable rules and regulations governing the use of construction materials. The documentation submitted has been reviewed by Miami-Dade County Product Control Division and accepted by the Board of Rules and Appeals (BORA) to be used in Miami-Dade County and other areas where allowed by the Authority Having Jurisdiction (AHJ).

This NOA shall not be valid after the expiration date stated below. The Miami-Dade County Product Control Division (in Miami-Dade County) and/or the AHJ (in areas other than Miami-Dade County) reserve the right to have this product or material tested for quality assurance purposes. If this product or material fails to perform in the accepted manner, the manufacturer will incur the expense of such testing and the AHJ may immediately revoke, modify, or suspend the use of such product or material within their jurisdiction. BORA reserves the right to revoke this acceptance, if it is determined by Miami-Dade County Product Control Division that this product or material fails to meet the requirements of the applicable building code.

This product is approved as described herein, and has been designed to comply with the Florida Building Code, including the High Velocity Hurricane Zone.

DESCRIPTION: Series 2040/2042 Aluminum Fixed Window - Large Missile Impact

APPROVAL DOCUMENT: Drawing No. W04-04, titled "Aluminum Fixed Window (L.M.I.)", sheets 1 through 3 of 3, dated 01/14/04, prepared by Al-Farooq Corporation, signed and sealed by Hamayouzi Farooq, P.E., bearing the Miami-Dade County Product Control Approval stamp with the Notice of Acceptance number and approval date by the Miami-Dade County Product Control Division.

MISSILE IMPACT RATING: Large and Small Missile Impact Resistant

LABELING: Each unit shall bear a permanent label with the manufacturer's name or logo, city, state and following statement: "Miami-Dade County Product Control Approved", unless otherwise noted herein.

RENEWAL: This NOA shall be considered after a renewal application has been filed and there has been no change in the applicable building code negatively affecting the performance of this product.

TERMINATION: This NOA will occur after the expiration date or if there has been a revision or change in the materials, use, and/or manufacturer of the product or process. Misuse of this NOA as an endorsement of any product, for sales, advertising or any other purpose shall automatically terminate this NOA. Failure to comply with any section of this NOA shall be cause for termination and removal of NOA.

ADVERTISING: The NOA number preceded by the words Miami-Dade County, Florida, and followed by the expiration date may be displayed in advertising literature. If any portion of the NOA is displayed, then it shall be done in its entirety.

INSPECTION: A copy of this entire NOA shall be provided to the user by the manufacturer or its distributor and shall be available for inspection at the job site at the request of the Building Official.

This NOA consists of this page 1 and evidence page E-1, as well as approval document mentioned above.

The submitted documentation was reviewed by Manuel Perez, P.E.

NOA No 04-2528-01
 Expiration Date: August 24, 2009
 Approval Date: August 24, 2004
 Page 1

BO SL0467
 Stacc. STA 10/6/04
 qeas. 8/17/04

SECTION 2040 CAPACITY - F02										SECTION 2042 CAPACITY - F02											
WINDSP. DISTS.	SECTION 2040					SECTION 2042					WINDSP. DISTS.	SECTION 2040					SECTION 2042				
	ANCHORS "A" x "W"	ANCHORS "A" x "W"	ANCHORS "A" x "W"	ANCHORS "A" x "W"	ANCHORS "A" x "W"	ANCHORS "A" x "W"	ANCHORS "A" x "W"	ANCHORS "A" x "W"	ANCHORS "A" x "W"	ANCHORS "A" x "W"		ANCHORS "A" x "W"	ANCHORS "A" x "W"	ANCHORS "A" x "W"	ANCHORS "A" x "W"	ANCHORS "A" x "W"	ANCHORS "A" x "W"	ANCHORS "A" x "W"	ANCHORS "A" x "W"	ANCHORS "A" x "W"	
34"	42.9	42.9	42.9	42.9	42.9	42.9	42.9	42.9	42.9	42.9	42.9	42.9	42.9	42.9	42.9	42.9	42.9	42.9	42.9	42.9	
36"	42.9	42.9	42.9	42.9	42.9	42.9	42.9	42.9	42.9	42.9	42.9	42.9	42.9	42.9	42.9	42.9	42.9	42.9	42.9	42.9	
38"	42.9	42.9	42.9	42.9	42.9	42.9	42.9	42.9	42.9	42.9	42.9	42.9	42.9	42.9	42.9	42.9	42.9	42.9	42.9	42.9	
40"	42.9	42.9	42.9	42.9	42.9	42.9	42.9	42.9	42.9	42.9	42.9	42.9	42.9	42.9	42.9	42.9	42.9	42.9	42.9	42.9	
42"	42.9	42.9	42.9	42.9	42.9	42.9	42.9	42.9	42.9	42.9	42.9	42.9	42.9	42.9	42.9	42.9	42.9	42.9	42.9	42.9	
44"	42.9	42.9	42.9	42.9	42.9	42.9	42.9	42.9	42.9	42.9	42.9	42.9	42.9	42.9	42.9	42.9	42.9	42.9	42.9	42.9	
46"	42.9	42.9	42.9	42.9	42.9	42.9	42.9	42.9	42.9	42.9	42.9	42.9	42.9	42.9	42.9	42.9	42.9	42.9	42.9	42.9	
48"	42.9	42.9	42.9	42.9	42.9	42.9	42.9	42.9	42.9	42.9	42.9	42.9	42.9	42.9	42.9	42.9	42.9	42.9	42.9	42.9	
50"	42.9	42.9	42.9	42.9	42.9	42.9	42.9	42.9	42.9	42.9	42.9	42.9	42.9	42.9	42.9	42.9	42.9	42.9	42.9	42.9	
52"	42.9	42.9	42.9	42.9	42.9	42.9	42.9	42.9	42.9	42.9	42.9	42.9	42.9	42.9	42.9	42.9	42.9	42.9	42.9	42.9	
54"	42.9	42.9	42.9	42.9	42.9	42.9	42.9	42.9	42.9	42.9	42.9	42.9	42.9	42.9	42.9	42.9	42.9	42.9	42.9	42.9	
56"	42.9	42.9	42.9	42.9	42.9	42.9	42.9	42.9	42.9	42.9	42.9	42.9	42.9	42.9	42.9	42.9	42.9	42.9	42.9	42.9	
58"	42.9	42.9	42.9	42.9	42.9	42.9	42.9	42.9	42.9	42.9	42.9	42.9	42.9	42.9	42.9	42.9	42.9	42.9	42.9	42.9	
60"	42.9	42.9	42.9	42.9	42.9	42.9	42.9	42.9	42.9	42.9	42.9	42.9	42.9	42.9	42.9	42.9	42.9	42.9	42.9	42.9	
62"	42.9	42.9	42.9	42.9	42.9	42.9	42.9	42.9	42.9	42.9	42.9	42.9	42.9	42.9	42.9	42.9	42.9	42.9	42.9	42.9	
64"	42.9	42.9	42.9	42.9	42.9	42.9	42.9	42.9	42.9	42.9	42.9	42.9	42.9	42.9	42.9	42.9	42.9	42.9	42.9	42.9	
66"	42.9	42.9	42.9	42.9	42.9	42.9	42.9	42.9	42.9	42.9	42.9	42.9	42.9	42.9	42.9	42.9	42.9	42.9	42.9	42.9	
68"	42.9	42.9	42.9	42.9	42.9	42.9	42.9	42.9	42.9	42.9	42.9	42.9	42.9	42.9	42.9	42.9	42.9	42.9	42.9	42.9	
70"	42.9	42.9	42.9	42.9	42.9	42.9	42.9	42.9	42.9	42.9	42.9	42.9	42.9	42.9	42.9	42.9	42.9	42.9	42.9	42.9	
72"	42.9	42.9	42.9	42.9	42.9	42.9	42.9	42.9	42.9	42.9	42.9	42.9	42.9	42.9	42.9	42.9	42.9	42.9	42.9	42.9	
74"	42.9	42.9	42.9	42.9	42.9	42.9	42.9	42.9	42.9	42.9	42.9	42.9	42.9	42.9	42.9	42.9	42.9	42.9	42.9	42.9	
76"	42.9	42.9	42.9	42.9	42.9	42.9	42.9	42.9	42.9	42.9	42.9	42.9	42.9	42.9	42.9	42.9	42.9	42.9	42.9	42.9	
78"	42.9	42.9	42.9	42.9	42.9	42.9	42.9	42.9	42.9	42.9	42.9	42.9	42.9	42.9	42.9	42.9	42.9	42.9	42.9	42.9	
80"	42.9	42.9	42.9	42.9	42.9	42.9	42.9	42.9	42.9	42.9	42.9	42.9	42.9	42.9	42.9	42.9	42.9	42.9	42.9	42.9	

GLAZING OPTION 1

GLAZING OPTION 2

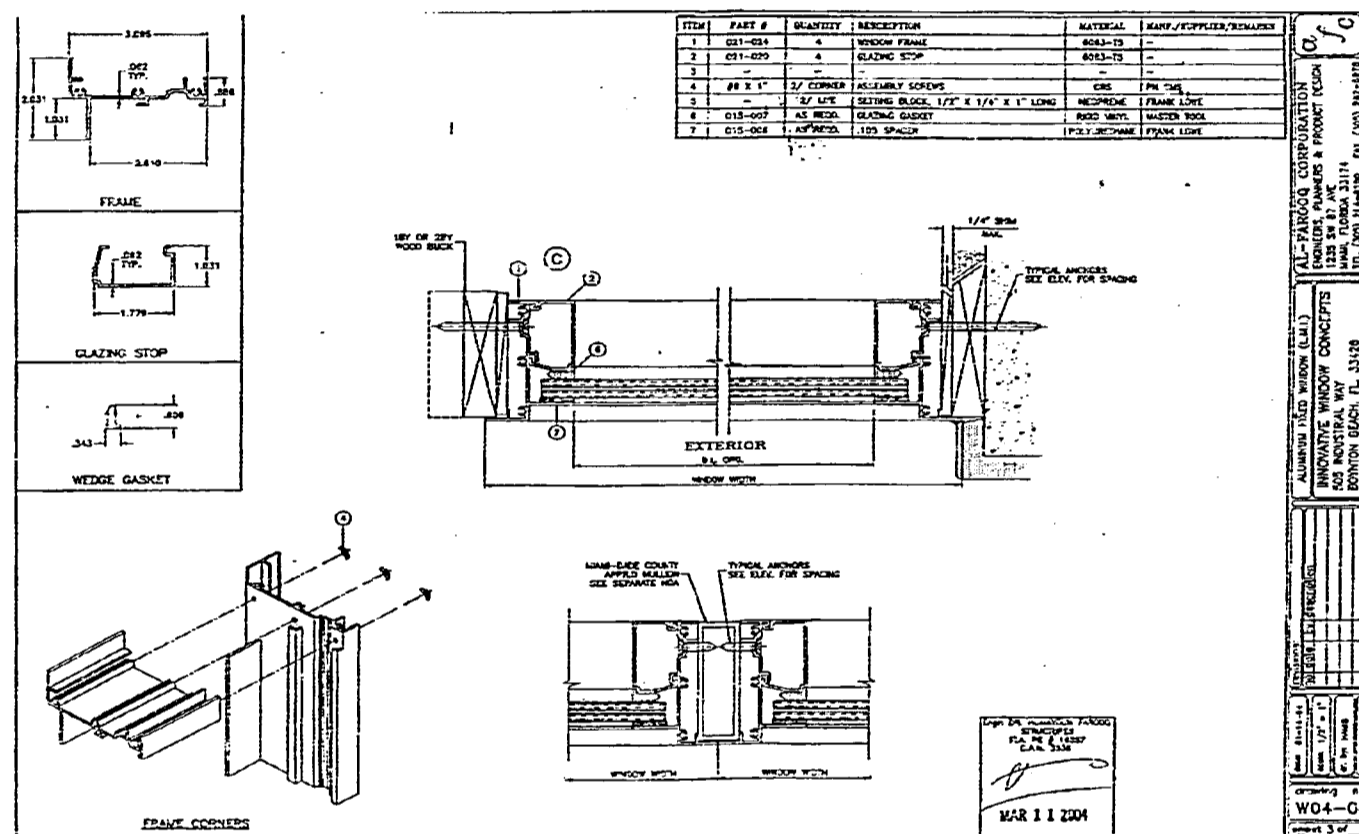
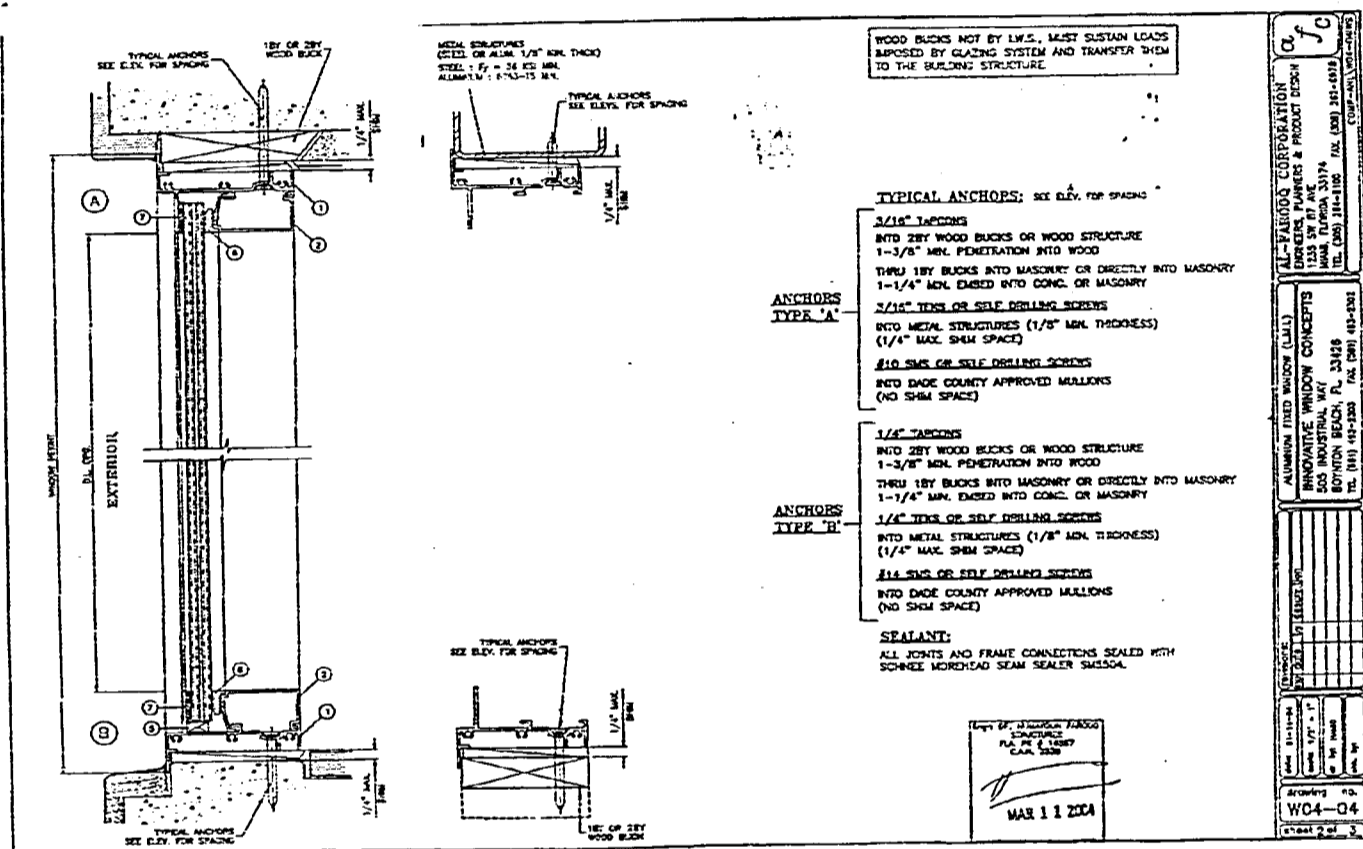
ALUMINUM FIXED WINDOW (L.M.I.)
 DESIGN LOADS BEING FOR THESE WINDOWS TO BE AS PER CHARTS SHOWN ABOVE.
 APPROVAL APPLIES TO SINGLE WINDOWS ALSO SEE BY SEE COMMENTS OF FIELD/FILES OR FIELD WITH SINGLE WINDOW TYPES IN MODULES OF TWO OR MORE BEARING USING MIAMI-DADE COUNTY APPROVED MODULES.
 THIS PRODUCT IS DESIGNED TO COMPLY WITH THE HIGH VELOCITY HURRICANE ZONE OF THE 2004 FLORIDA BUILDING CODE.
 WOOD SIPS BY CORNER MUST BE ANCHORED PROPERLY TO TRANSFER LOADS TO THE STRUCTURE.
 ANCHORS SHALL BE AS LISTED, SPACED AS SHOWN ON DETAILS.
 ANCHORS EXPOSED TO RAIN MATERIAL SHALL BE BEYOND WALL DRESSING OR FINISH.
 ANCHORS OR LACING CONDITIONS NOT SHOWN IN THESE DETAILS ARE NOT PART OF THIS APPROVAL.


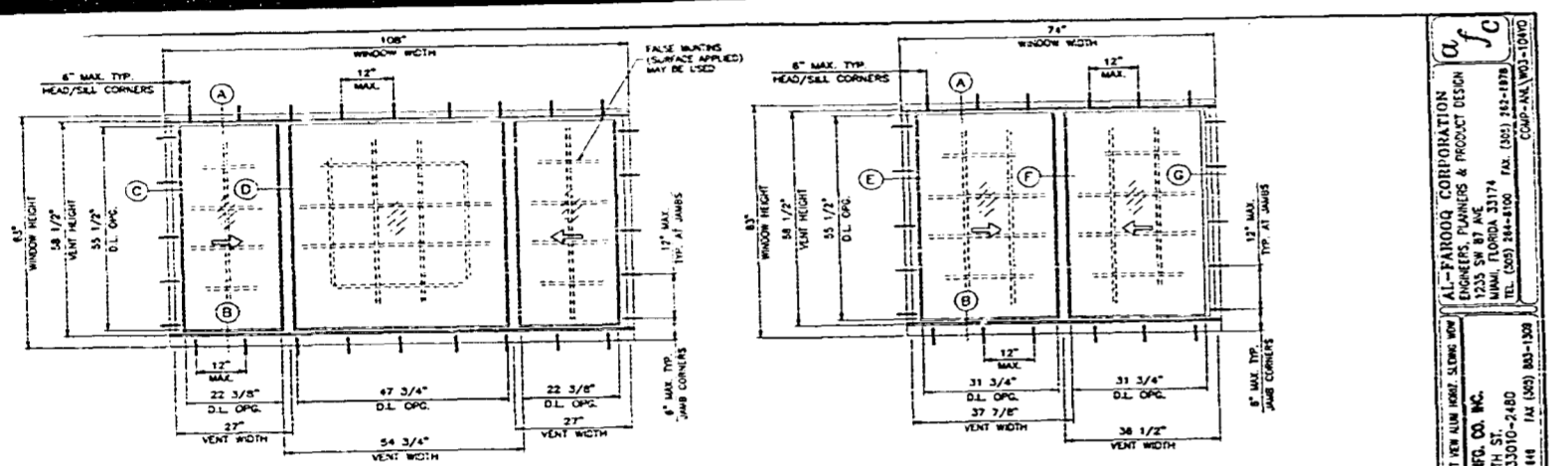
TYPICAL ELEVATION
 TYPICAL LINE

MIAMI-DADE COUNTY PRODUCT CONTROL DIVISION
 INNOVATIVE WINDOW CONCEPTS
 505 INDUSTRIAL WAY
 BOYNTON BEACH, FL 33426
 TEL: (561) 940-3300 FAX: (561) 940-3301

W04-04
 SHEET 1 OF 3







'XX, OX OR XX'
 THESE WINDOWS ARE RATED FOR LARGE MISSILE IMPACT. SHUTTERS ARE NOT REQUIRED.

SERIES-1600 IMPACT VIEW ALUMINUM HORIZONTAL SLIDING WINDOW
 DESIGN LOAD RATINGS FOR THESE WINDOWS TO BE AS PER CHARTS SHOWN ON SHEETS 2 & 3.

APPROVAL APPLIES TO SINGLE UNITS OR SIDE BY SIDE COMBINATIONS OF H.R./H.R. OR H.R. WITH OTHER WINDOW TYPES IN MODULES OF TWO OR MORE WINDOWS USING APPROVED MULLIONS.

THIS PRODUCT IS DESIGNED TO COMPLY WITH THE HIGH VELOCITY HURRICANE ZONE OF THE 2001 FLORIDA BUILDING CODE.

WOOD BLOCKS BY OTHERS MUST BE ANCHORED PROPERLY TO TRANSFER LOADS TO THE STRUCTURE.

ANCHORS SHALL BE AS LISTED, SPACED AS SHOWN ON DETAILS. ANCHOR EMBEDMENT TO BASE MATERIAL SHALL BE BEYOND WALL DRIPPING OR STUCCO.

ANCHORING OR LOADING CONDITIONS NOT SHOWN IN THESE DETAILS ARE NOT PART OF THIS APPROVAL.

AL-FAROOQ CORPORATION
 WINDOW SYSTEMS & PRODUCT DESIGN
 8711 WEST 18TH ST.
 HALMAH, FL 33010-2480
 TEL: (954) 244-1800 FAX: (954) 244-1800
 WWW: WWW.AL-FAROOQ.COM

APPROVED BY: [Signature]
 DATE: JAN 3 0 2004

W03-104
 Sheet 3 of 5

DESIGN LOAD CAPACITY - PSF (EQ, RE OR EX SIZE)

WINDOW DIMS WIDTH x HEIGHT	CLASS TYPE	CLASS TYPES 'A' & 'B'	
		A	B
24\"/>			

A = NO. OF ANCHORS PER HEAD & SILL
 B = NO. OF ANCHORS PER JAMB

LEFT AND RIGHT VENTS TO BE OF EQUAL GLASS DLO WIDTHS

'XX' **'OX OR OX'**

DESIGN LOAD CAPACITY - PSF (OXI SIZE)

WINDOW DIMS WIDTH x HEIGHT	CLASS TYPE	CLASS TYPES 'A' & 'B'	
		A	B
72\"/>			

A = NO. OF ANCHORS PER HEAD & SILL
 B = NO. OF ANCHORS PER JAMB

OPERATING VENTS TO BE 1/4 OF THE WINDOW WIDTH

'XX'

DESIGN LOAD CAPACITY - PSF (OXI SIZE)

WINDOW DIMS WIDTH x HEIGHT	CLASS TYPE	CLASS TYPES 'A' & 'B'	
		A	B
72\"/>			

A = NO. OF ANCHORS PER HEAD & SILL
 B = NO. OF ANCHORS PER JAMB

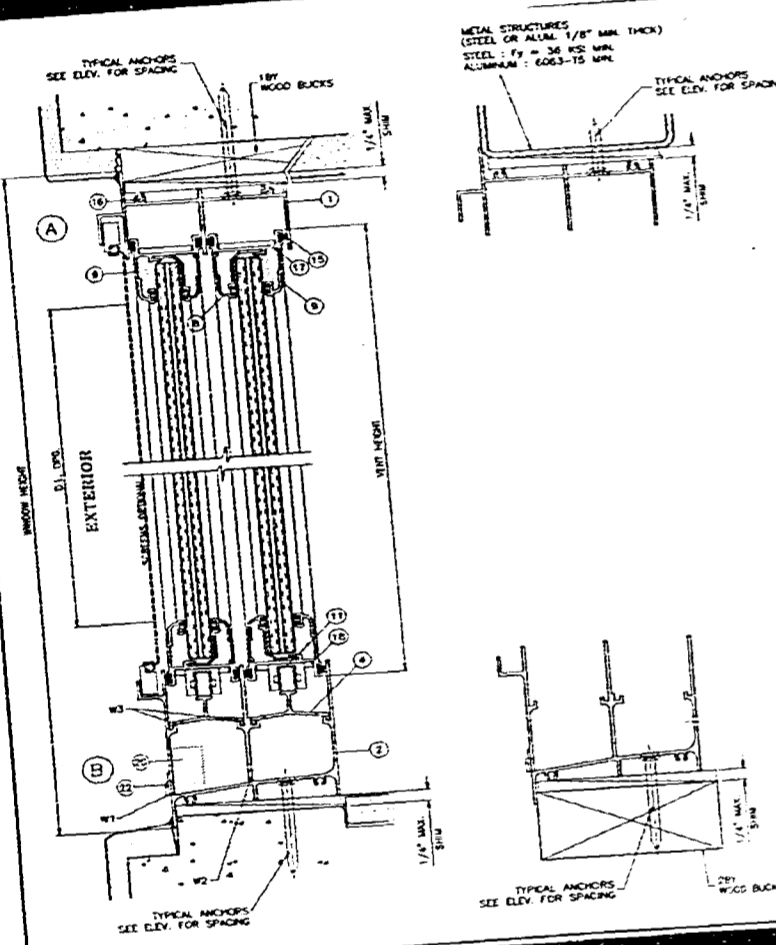
OPERATING VENTS TO BE 1/3 OF THE WINDOW WIDTH

'XX'

Approved as manufactured per the Florida Building Code, Chapter 6, Part 9, Section 905.1.3, Minimum Wind Pressure Coefficient, by [Signature]

JAN 3 0 2004

W03-104
 Sheet 2 of 5



WOOD BUCKS NOT BY YALE, MUST SUSTAIN LOADS IMPOSED BY GLAZING SYSTEM AND TRANSFER THEM TO THE BUILDING STRUCTURE.

TYPICAL ANCHORS: SEE ELEV. FOR SPACING
 1/4" ANCHORS BY "ALCO EXTRON" INTO 2BY WOOD BUCKS OR WOOD STRUCTURE
 1-3/4" MIN. PENETRATION INTO WOOD
 THRU 1BY BUCKS INTO CONC. OR MASONRY
 1-1/4" MIN. EMBED INTO CONC. OR MASONRY
 DIRECTLY INTO CONC. OR MASONRY
 1-1/4" MIN. EMBED INTO CONC. OR MASONRY
 1/4" IRON OR SELF-DRILLING SCREWS INTO METAL STRUCTURES (1/8" MIN. THICKNESS) (1/4" MAX. SHW SPACE)
 #12 SWG. OR SELF-DRILLING SCREWS INTO CAD-COUNTY APPROVED MULLIONS (NO SHW SPACE)

SEALANTS:
 FRAME AND VENT CORNERS AND INSTALLATION SCREWS AT SILL SEALED WITH WHITE/ALUMINUM COLORED SEALANT.

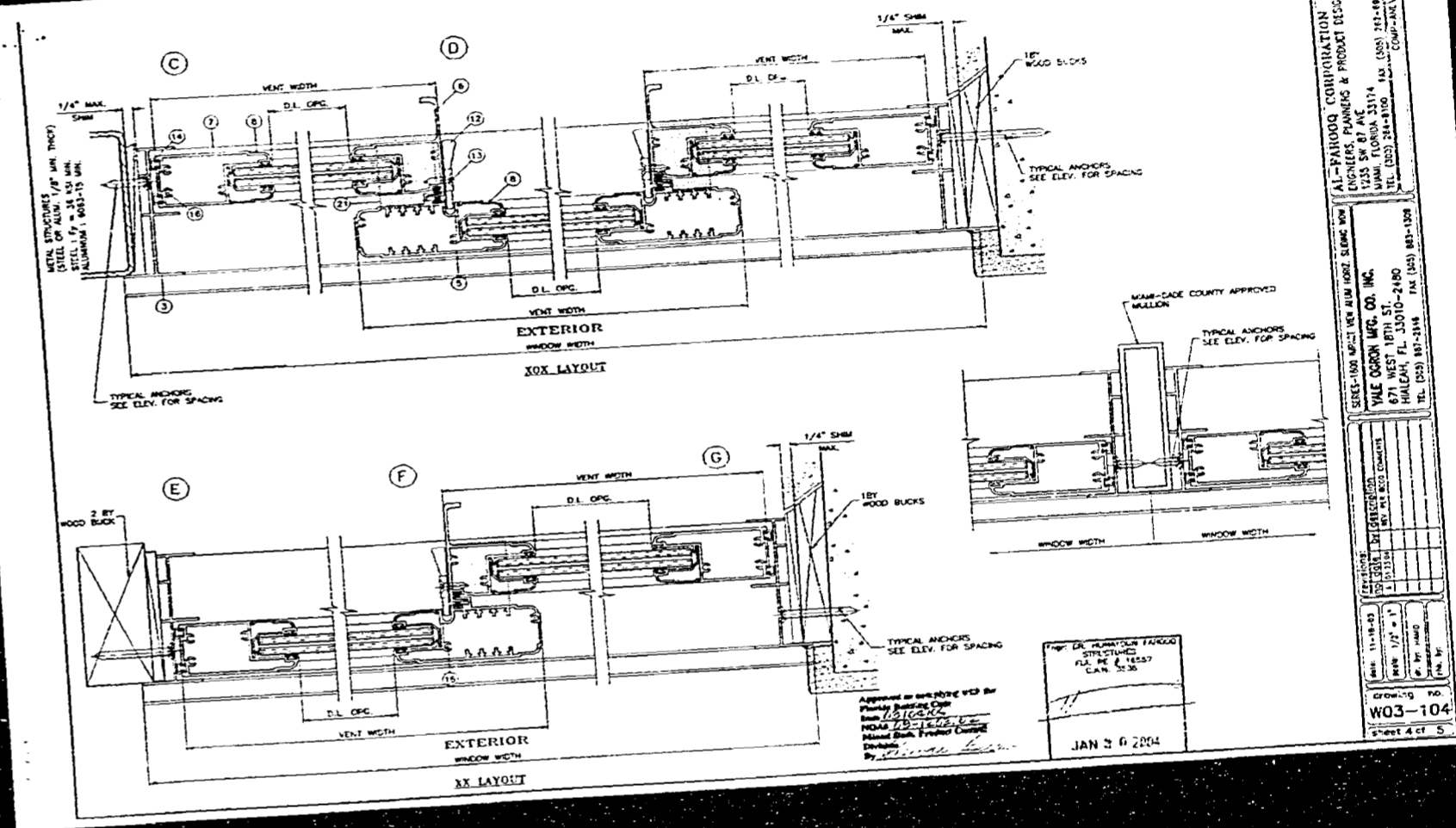
WEEPHOLES:
 W1 - 1-5/8" X 1/4" WEEPHOLES AT 12" FROM EACH END WITH PLASTIC BAFFLE
 W2 - 3/4" X 5/8" WEEP-HOLE AT EACH END
 W3 - 1-1/4" X 1/4" WEEPHOLES AT 16-1/2" FROM EACH END

AL-PARDON CONSULTATION ENGINEERS, ARCHITECTS & PRODUCT DESIGN
 1100 WEST 10TH AVENUE, SUITE 200
 DENVER, COLORADO 80202
 TEL: (303) 733-8100 FAX: (303) 733-8100
 WWW: WWW.AL-PARDON.COM

YALE CORON WIND CO. INC.
 611 WEST 6TH ST.
 WILMINGTON, DE 19801
 TEL: (302) 484-1111 FAX: (302) 484-1111

Drawing no. **W03-104**
 Sheet 3 of 5

JAN 3 0 2004

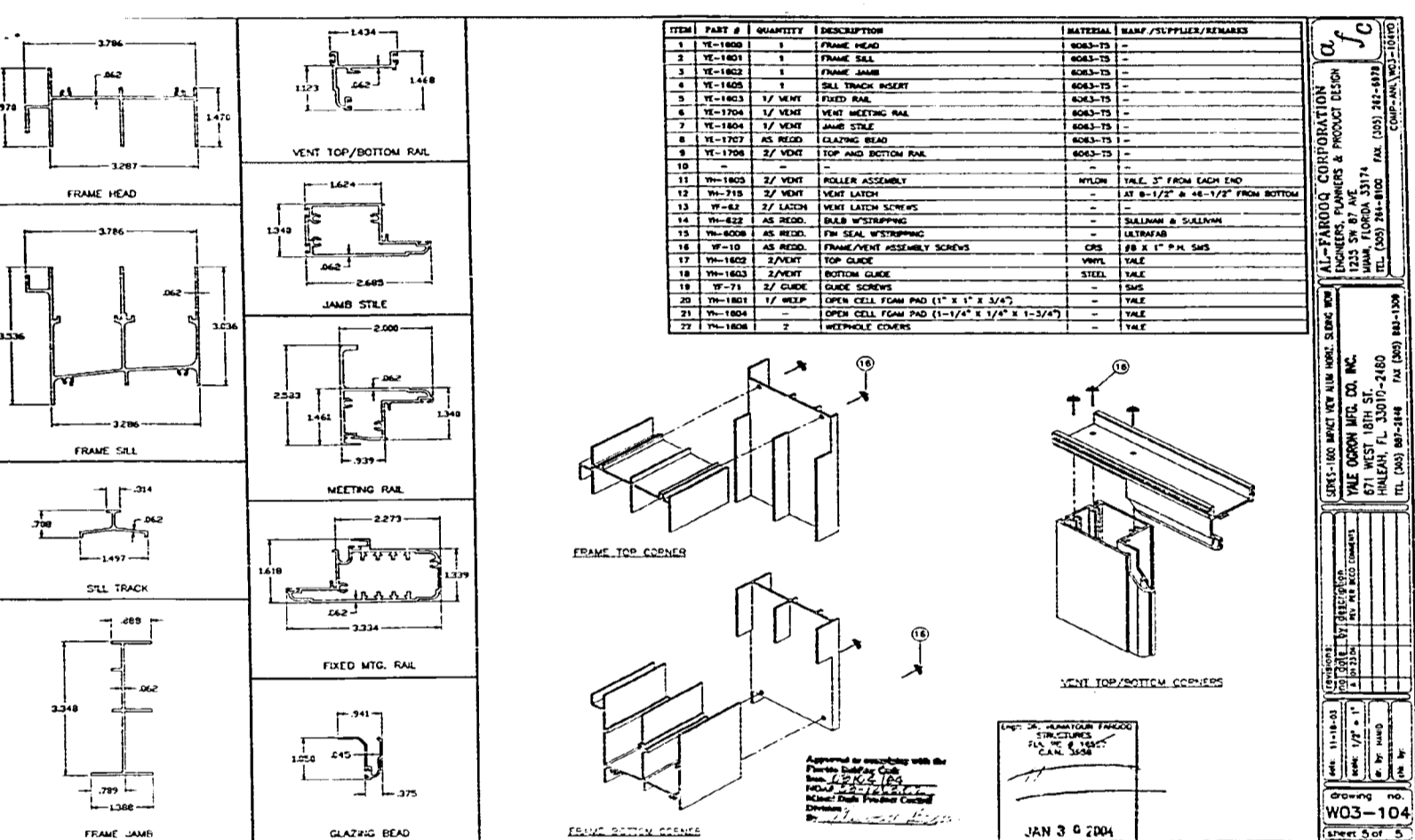


AL-PARDON CONSULTATION ENGINEERS, ARCHITECTS & PRODUCT DESIGN
 1100 WEST 10TH AVENUE, SUITE 200
 DENVER, COLORADO 80202
 TEL: (303) 733-8100 FAX: (303) 733-8100
 WWW: WWW.AL-PARDON.COM

YALE CORON WIND CO. INC.
 611 WEST 6TH ST.
 WILMINGTON, DE 19801
 TEL: (302) 484-1111 FAX: (302) 484-1111

Drawing no. **W03-104**
 Sheet 4 of 5

JAN 3 0 2004



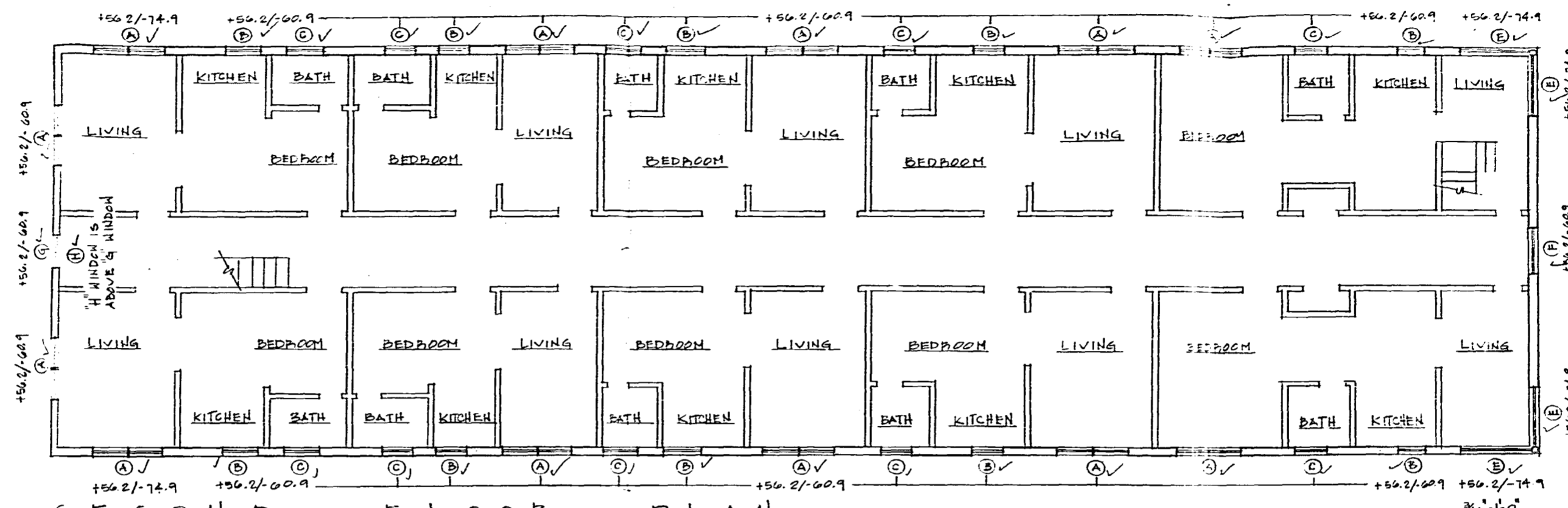
AL-PARDO CORPORATION
ENGINEERS, PLUMBERS & PRODUCT DESIGNERS
1100 WEST 10TH ST.
JANNA, FLORIDA 32174
TEL: (904) 384-1800 FAX: (904) 384-1810

AL-PARDO CORPORATION
ENGINEERS, PLUMBERS & PRODUCT DESIGNERS
1100 WEST 10TH ST.
JANNA, FLORIDA 32174
TEL: (904) 384-1800 FAX: (904) 384-1810

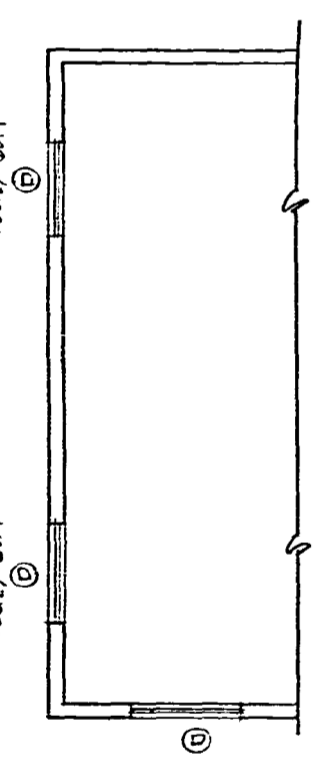
DATE: 1/15/04
BY: WJ
CHECKED: WJ
APP: WJ
SCALE: 1/2" = 1'
JOB NO. 04-181
DWG. NO. W03-104
SHEET 5 OF 5



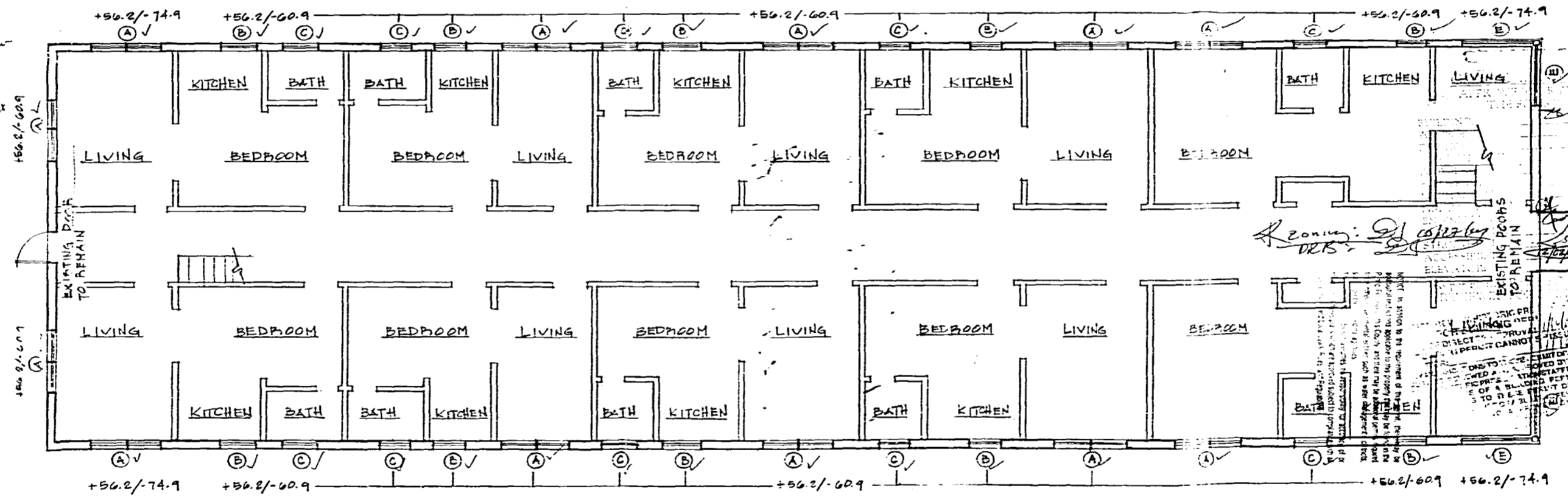
- (A) 2'-3" X 5'7" 1/2" IMPACT SINGLE HUNG WINDOW
 - (B) 3'7" X 4'1" 1/2" IMPACT SINGLE HUNG WINDOW
 - (C) 3'1" X 4'1" 1/2" IMPACT SINGLE HUNG WINDOW
 - (D) 6'8" X 2'8" IMPACT FIXED WINDOW
 - (E) 7'4" X 5'0" 5/8" IMPACT HORIZONTAL SLIDING WINDOW
 - (F) 5'3" 1/8" X 5'0" 5/8" IMPACT HORIZONTAL SLIDING WINDOW
 - (G) 3'7" X 5'0" 5/8" IMPACT SINGLE HUNG WINDOW
 - (H) 3'7" X 3'8" 3/8" IMPACT SINGLE HUNG WINDOW
- I.W.C. ALUMINUM SINGLE HUNG - LMI IMPACT WINDOW IN CLEAR ANODIZED ALUM. FRAME AND WITH 5/16" SOLEX GREEN LAMINATED IMPACT GLASS N.O.A. 02-1201.03
- YALE DORON 1" X 4" ALUMINUM TUBE CLIPPED MULLION IN CLEAR ANODIZED ALUMINUM N.O.A. 02-3227.01
- I.W.C. SERIES "3088" ALUMINUM IMPACT FIXED WINDOW IN CLEAR ANODIZED ALUM. FRAME AND WITH 7/16" SOLEX GREEN LAMINATED IMPACT GLASS N.O.A. 04-0528.01
- YALE DORON SERIES "1600" ALUMINUM IMPACT VIEW HORIZONTAL SLIDING WINDOW IN CLEAR ANODIZED ALUMINUM FRAME & WITH 7/16" SOLEX GREEN LAMINATED IMPACT GLASS N.O.A. 03-1203.02



SECOND FLOOR PLAN



- 1 Show sections for window type A.
- 2 This is G connected to it
- 3 window 'D' is specified in the schedule but wall is to remain in the floor
- 4 The section needs shown in the slabs are not coordinated. Slab drawings not reviewed.




GROUND FLOOR PLAN

PARTIAL BASEMENT PLAN

RENTAL APARTMENTS 200 COLLINS AVE. MIAMI BEACH, FL	
SCALE: A-D SHOWN	DATE: 08-02-04
COCONUT GROVE GLASS & MIRROR 2246 N.W. 37th AVE. MIAMI, FL 33142	
IMPACT WINDOWS	CG-12F9

B0500967

DOO COLLINS XVE



Handwritten: *011 12/12/04*

THIS PLAN REQUIRES CONTRIBUTIONS FOR THE PURCHASE OF AN ANNUITY CONTRACT. THE ANNUITY CONTRACT IS A CONTRACT BETWEEN YOU AND AN ANNUITY PROVIDER. THE ANNUITY PROVIDER IS NOT A MEMBER OF THE PLAN. THE ANNUITY PROVIDER IS NOT A MEMBER OF THE PLAN. THE ANNUITY PROVIDER IS NOT A MEMBER OF THE PLAN.

ANNUITY CONTRACTS ARE AVAILABLE THROUGH THE PLAN. ANNUITY CONTRACTS ARE AVAILABLE THROUGH THE PLAN. ANNUITY CONTRACTS ARE AVAILABLE THROUGH THE PLAN.

FOR MORE INFORMATION, CONTACT THE PLAN ADMINISTRATOR AT (800) 555-1234.

