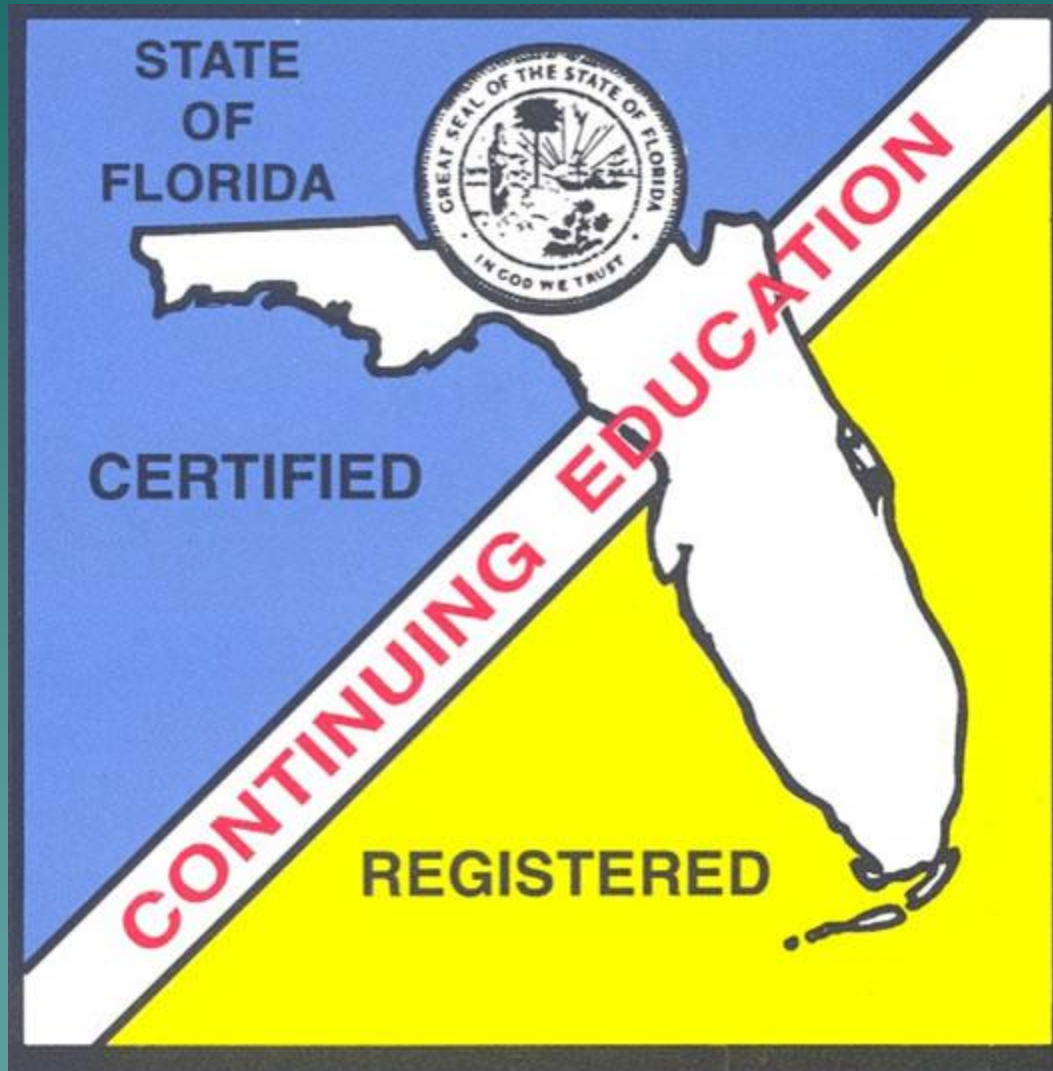


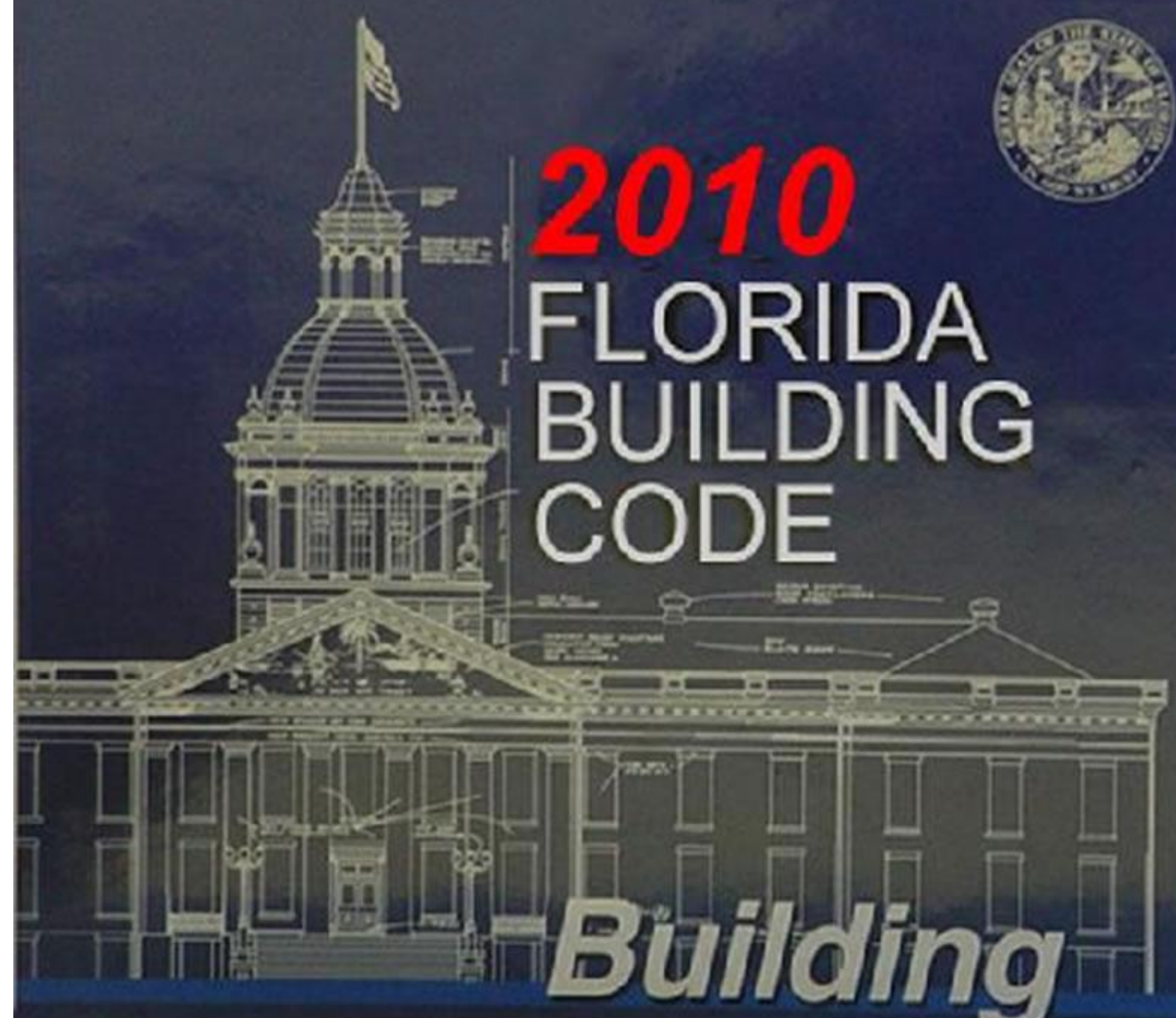
AAA CONSTRUCTION SCHOOL, INC.





2010

**FLORIDA
BUILDING
CODE**



Building

ADVANCED

2010 Florida Building Code- Accessibility

The Course:

2 hour Advanced Accessibility Training Module



Presentation Outline

- I. Introduction/Administration/Changes/
Code Structure/Users Guide
- II. Assembly Areas
- III. Plumbing Facilities
- IV. Vertical Accessibility
- V. Need to Know
 - Recreational Facilities
 - Residential Facilities
 - Barrier Removal
- VI. Test



Ia. *Introduction*

- Florida Law
- History of the FBC Accessibility Code



Ia *Florida Law Section*

553.501 -553.513 Florida Statutes
Accessibility By Handicapped Persons

Introduction

- FS 553.502 Purpose and intent
- FS 553.504 (7) Assembly Areas
- FS 553.504 (12) Toilets
- FS 553.509 *Vertical Accessibility*



History of the Florida Building Code Accessibility

Florida Building Code Editions

2010 Edition

2011

Effective date March 15, 2012

2007 Edition

Effective 2009

Supplement

2009 March
2009 Active

2004 Edition

Effective 2005

Supplement

2005 November
2006 December

2001 Edition

Effective 2002

Supplement

2002 March
2003 June

I_b. *Administration*

- Purpose
- Reference Standards
- Definitions



Ib. Administration

- Purpose: Requirements of this Code are to be applied during design and construction of new and additions and alterations to sites, facilities, buildings, and elements.
- Reference Standards: To comply with section 105 of this Code.
- Definitions: To comply with 106 of this Code.




Ic1. *Changes to the Access Code*

- Ramps: Bottom landing of ramps to be 60" straight rather than 72"
- Handrail extensions: Top and bottom of ramps to be 12" rather than 18"
- 29" doorway opening: Eliminate requirement for 29" doorway opening in buildings not covered by ADA or Fair Housing and that are not single family dwellings, duplexes or triplexes.
- Means of egress ramps: Curb ramps part of a means of egress must be minimum 44."
- Curb ramps, not protected by handrails must have sloped sides no greater than 1:10 rather than 1:12



❖ **Ic2.** *Changes to the Access Code*

- *Additional Seating:* Eliminate Florida specific additional required accessible seating in assembly area and restaurants.
- *End seating:* Eliminate designated aisle width with end seating positions at tables in restaurants.
- *Detectable warnings:* Eliminate Florida specific requirements for detectable warnings.
- *Checkout aisles:* Eliminate width requirements for non-accessible checkout aisles.
- *Clarify crossing behind own parked car:* that access aisle placement may require a drive to wheel behind own parked car.




I.d. *Code Structure*

- I.d₁ Chapters and Subjects – General
- I.d₂ Chapter 1 Administration
- I.d₃ Chapter 2 - Scoping - General
- I.d₄ Chapter 2 - Scoping - Expanded
- I.d₅ Chapters 3-10 Specific Requirements



❖ **I_d1. Code Structure - *Chapters***

- *Chapter 1* - Application & Administration
- *Chapter 2* – Scoping Requirements*
- *Chapter 3* – Building Blocks*
- *Chapter 4* – Accessible Routes
- *Chapter 5* – General Site & Building Elements
- *Chapter 6* – Plumbing Elements & Facilities
- *Chapter 7* – Communication Elements & Features
- *Chapter 8* - Special Rooms, Spaces & Elements*
- *Chapter 9* - Built- in Elements*
- *Chapter 10* - Recreation Facilities*
- * New features to the Code





I.d 2 Code Structure - *Scoping General*

Chapter 2

Includes requirements for numbers and locations of building features and for accessible route and means of egress:

- Parking
- Toilets and accessory facilities
- Assembly Areas
- Transient Lodging
- Medical Care Facilities
- Correctional Facilities
- Recreational Facilities





L.d 3 Code Structure - *Expanded Scoping*

- 230 – Two-Way Communication System *
- 231 – Judicial Facilities*
- 232 – Detention Facilities & Correctional Facilities*
- 233 – Residential Facilities *
- 234 – Amusement Rides*
- 235 – Recreational Boating Facilities *
- 236 – Exercise Machines & Equipment *
- * New features to the Code

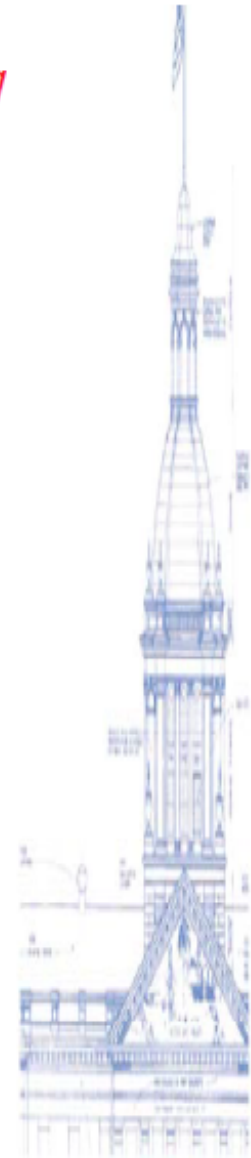




I.d4 Code Structure - *Expanded Scoping*

- 237 – Fishing Piers & Platforms*
- 238 – Golf Facilities*
- 239 – Miniature Golf Facilities*
- 240 – Play Areas *
- 241 – Saunas & Steam Rooms *
- 242 – Swimming Pools, Wading Pools, & Spas *
- 243 – Shooting Facilities with Firing Positions *

* New features to the Code



❖ **I.d5 Code Structure - *Specific Code Requirements***


Chapter 3-10 Building Blocks and Specifications

- Includes specific instructions on how to design and construct the building types and components provided for in Chapter 2



I.e1 *User Guide*


- 1) Use Chapter 4, Florida Building Code, and consult definitions sections of Chapter 1 to determine use of the building.
- 2) Based on building type, locate scoping requirements in Chapter 2 to determine numbers and locations of individual features, e.g. toilet rooms, accessible routes, hotel guest rooms, recreational facilities, etc.



IIa. *Assembly Occupancies*

Sections: 221 & 802

- IIa Assembly Occupancies defined
- IIb Table-Accessible Seating
- IIc Assembly seating requirements



❖ IIb. *Assembly Defined*

Assembly Area: A building or facility or portion thereof, used for the purpose of entertainment, educational or civic gatherings, or similar purposes. For the purposes of these requirements assembly areas include, but are not limited to, classrooms, lecture halls, courtrooms, public meeting rooms, public hearing rooms, legislative chambers, motion picture houses, auditoria, theaters, playhouse, dinner theaters, concert halls, centers for the performing arts, amphitheaters, arenas, stadiums, grandstands or convention centers





IIc. *Table -Assembly Seating*

REQUIRED ACCESSIBLE SEATING IN ASSEMBLY AREAS

4 to 500 Seats, as required by Table 221.2.1.1

501 to 5000 seats – 6 plus 1 for each 150 or fraction thereof between 501 through 5000

5001 and Over – 36, plus 1 for each 200 or fraction thereof, over 5000

| No. Seats | 2007 FBC, Chapter 11 | Change | 2010 FBC Accessibility |
|-----------|----------------------|--------|------------------------|
| 75 | 4 | -0 | 4 |
| 120 | 5 | -1 | 4 |
| 280 | 6 | -1 | 5 |
| 450 | 7 | -1 | 6 |
| 965 | 11 | -4 | 7 |
| 1,400 | 17 | -5 | 12 |
| 3,630 | 39 | -12 | 27 |
| 6,140 | 64 | -16 | 48 |
| 10,700 | 110 | -45 | 65 |





II.d. *Assembly seating requirements*


- *Assembly areas exception*: Stadium-type seating are not required to make each level accessible, provided the facility otherwise complies with the Code.
- *Seating types*: Each type of seating, e.g. general admission, luxury boxes, club boxes and suites are required to provide accessible seating in each type.
- *Seating count*: At least one accessible seat shall be provided in team and player seating areas.
- *Seating dispersion*: Seating locations shall be provided with horizontal dispersion and a choice of lines of sight.
- *Companion seating*: A companion seat must be provided for each accessible seat.
- *Seats with removable arms*: At least 5 % of aisle seats must have removable arms and be marked appropriately.



III. *Plumbing Facilities*

sections 213,603-606

- **IIIa** Doors
- Toilets for children
- Toilet compartments
- **IIIb** Dispensers
- Portable Toilet Units
- Toilet cluster
- Unisex toilet rooms
- **IIIc** Grab bars
- Lavatory(s)
- Drinking fountains



❖ III.a. *Plumbing Facilities*

- **Doors:* May encroach into the clear floor space of fixtures in private offices not for public or common use.
- **Toilets for children:* Shall comply with 604.9.
- **Correctional facilities:* Grab bars in detention and correctional facilities are not required in units designed without protrusions for suicide prevention.
- **Toilet compartments:* Minimum clear space in toilet compartments must permit wheelchair maneuverability. If additional features are included, additional space exceeding the minimum must be included.

** Indicates changes to the Plumbing Facilities section*






III_b. *Plumbing Facilities*

- * Dispensers: If soap and towel dispensers are included, they must be mounted using reach ranges in 308.
- * Portable toilet: Where multiple single user portable toilet units are clustered, no more than 5 percent must be accessible.
- * Toilet cluster: No more than 50 percent of multiple single user units shall be required in each cluster. A cluster is a group of toilet rooms proximate to one another.
- * Unisex toilet rooms: Shall contain no more than one lavatory, two water closets without urinals or one lavatory one water closet and one urinal.


* Indicates changes to the Plumbing Facilities section



❖ IIIc. *Plumbing Facilities*

- * Grab bars: In residential dwelling units, grab bars are not required, provided backing for installation is provided.
- * Lavatory: In toilet rooms, at least one toilet compartment must contain a lavatory in addition to lavatories provided outside the compartments
- * Drinking fountain: A drinking fountain spout must produce water flow 4 inches high minimum so that a cup may be inserted under it. Some persons with disabilities would otherwise not be able to use the drinking fountain.
- * Drinking fountain count: No fewer than 2 drinking fountains must be provided or a single high/low fixture may be used to provide water for both standing and seated individuals.

* Indicates changes to the Plumbing Facilities section



IV_a. *Vertical Accessibility*

Section *201,303,401,1001*

- IV_a The Law FS 553.509
- IV_b Exceptions to the law
- IV_c New exceptions to law






IV a. *Vertical Accessibility*

F.S. 553.509


The law: Vertical accessibility. This part and the Americans with Disabilities Act standards for accessible design do not relieve the owner of any building, structure or facility governed by this part from the duty to provide vertical accessibility to all levels above and below the occupiable grade level, regardless of whether the standards require an elevator to be installed in such building, structure or facility, except for:



❖ IV_b. *Vertical Accessibility*

Exceptions to the law

- Elevator pits, elevator penthouses, mechanical rooms, piping or equipment catwalks and automobile lubrication and maintenance pits and platforms,
- Unoccupiable spaces, such as rooms, enclosed spaces and storage spaces that areas;
- Occupiable spaces and rooms that are not open to the public and that house no more than five persons including, but not limited to, equipment control rooms and projection booths,





IV_c. *Vertical Accessibility*

New *exceptions to law*

- Large assembly: *Theaters, concert halls, and stadium, or large assembly areas that have stadium style seating or tiered seating if ss. 221 and 802 of the standards are met.*
- Recreation areas: All play and recreation areas if the requirements of Chapter 10 of the standards are met,
- Employee areas: All employee areas as exempted by Section 203.9 of the standards.
- Areas and elements: Facilities, sites and spaces exempted by 203 of the standards





V. *Need to Know:*

- **V_a** RECREATIONAL FACILITIES
- **V_b** RESIDENTIAL DWELLING UNITS
- **V_c** BARRIER REMOVAL Accessible Routes



V_a. *Need to Know*: Recreational Facilities


- Amusement Rides
- Recreational Boating Facilities
- Exercise Machines & Equipment
- Fishing Piers & Platforms
- Golf Facilities
- Miniature Golf Facilities
- Play Areas
- Saunas and Steam Rooms
- Swimming Pools, Wading Pools & Spas
- Shooting Facilities with Firing Positions






V_b Need to Know: *RESIDENTIAL DWELLING UNITS*
SECTIONS 233 & 809

- Subject to HUD regulations – Ratio determined by Fair Housing or Section 504
- Non-HUD buildings – 5% of total units
- Accessible Routes
- Turning Space
- Kitchen
- Toilet or Bathing Facilities
- Communications Features Include Fire Alarms & Smoke Detectors




Vc. *Need to Know:* BARRIER REMOVAL
SECTION 101.2

- New standards do not govern existing buildings unless alterations done .
- DOJ has jurisdiction over barrier removal in existing building subject to Title III
- Florida specific requirements apply to any Barrier Removal project in Florida.



■ VI₁ TEST

- 1) Calculate the number of each type of guest room required in a 760 room hotel. **38**
- 2) On what date do the 2010 ADAAG guidelines become the minimum mandatory standard?
March 15, 2012
- 3) A new baseball stadium has seating for 10,500 general admission fans as well as four boxes and a 150 seat club room. How many wheelchair accessible locations are required? **69**



■ VI₂ TEST

4) A toilet room has three standard toilet compartments and one wheelchair accessible compartment. The fixture count in the plumbing code requires one lavatory, but how many lavatories are required to meet both plumbing and accessibility requirements? **2**

5) How much straight and level clearance is required at the bottom of a ramp? **60 inches**



■ VI₃ TEST

- 6) What is the mounting height to the bottom of a sign designating an accessible parking space? **60 inches**

- 7) Where in the code can information be found regarding the required number of accessible features and elements? **Chapters 4 through 10**

- 8) Is it ever possible for a door to swing into the required clear floor space of a toilet fixture? If so, when is it permitted? **Single occupancy, private office and not for common or public use**



■ VI₄ *TEST*

9) Handrail extensions at the top and bottom of ramps shall be _____ inches. **12**

10) What are required as detectable warnings to alert the visually impaired of potential dangerous situations? **Truncated domes**



17 11-18-2013

Thank Goodness That's Over

- You really did great. Think about how much you have learned in such a short time. Regardless we truly hope you did learn and you also had some fun along the way. Now we have to move on to bigger and better things. Thank you for your rapt attention!**



2010

**FLORIDA
BUILDING
CODE**

Building