

**EVALUATION REPORT OF
UNION CORRUGATING COMPANY
'29 GA. 5V PANEL'
OVER WOOD SUPPORTS**


**FLORIDA BUILDING CODE 6TH EDITION (2017)
FLORIDA PRODUCT APPROVAL
FL 9555.1-R4
STRUCTURAL COMPONENTS
ROOF DECK**

**Prepared For:
Union Corrugating Company
P. O. Box 229
Fayetteville, NC 28302
Telephone: (910) 483-0479
Fax: (910) 483-8897**

**Prepared By:
Bala Sockalingam, Ph.D., P.E.
Florida Professional Engineer #62240
1216 N Lansing Ave., Suite C
Tulsa, OK 74106
Telephone: (918) 492-5992
FAX: (866) 366-1543**

**This report consists of
Evaluation Report (3 Pages including cover)
Installation Details (1 Page)**

**Report No. C2172-1
Date: 8.20.2017**



Manufacturer: Union Corrugating Company

Product Name: 5V Panel

Panel Description: 24" wide coverage with (5) 1/2" high ribs

Materials: Minimum 29 ga., 80 ksi steel. Galvanized coated steel (ASTM A653) or Galvalume coated steel (ASTM A792) or painted steel (ASTM A755).

Support Description: Nom. 1" x 4" (min) lumber (Southern Yellow Pine Untreated) (Must be designed by others)

Slope: 1/2:12 or greater in accordance with FBC 2017 Section 1507.4.2

Design Uplift Pressure: 70.25 psf @ fastener spacing of 24" o.c.
(Factor of Safety = 2) (3 or more spans)

Panel Attachment: #9-15 or #10-14 x 1-1/2" long wood screws with washer
At panel ends @ 12" o.c. across panel width
At intermediate @ 12" o.c. across panel width

Test Standards: Roof assembly tested in accordance with ASTM E1592-01 'Test Method for Structural Performance of Sheet Metal Roof and Siding Systems by Uniform Static Air Pressure Difference' and FM 4470 Section 5.5 'Resistance to Foot Traffic'.

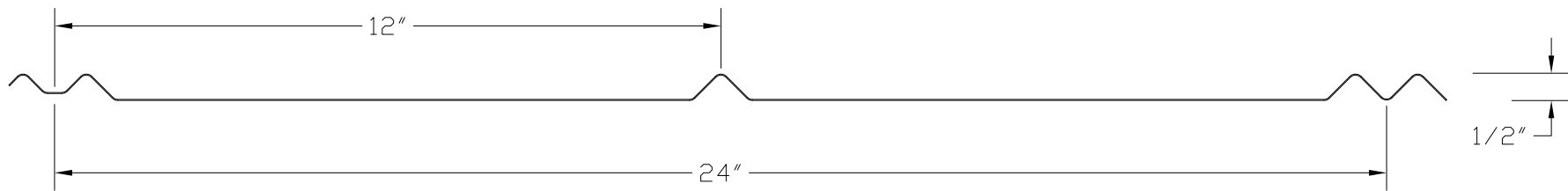
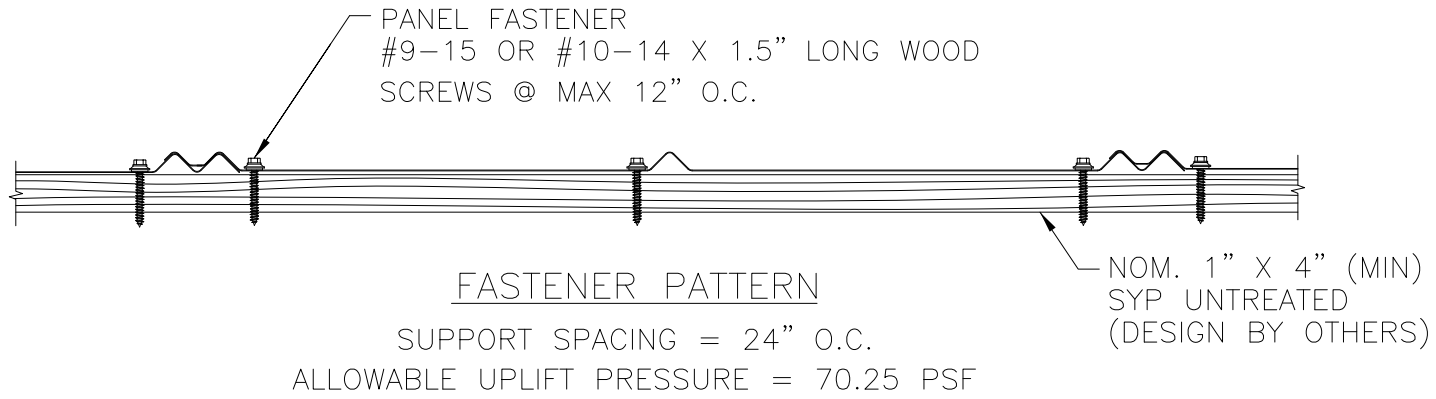
Test Equivalency: The test procedure in ASTM E1592-01 comply with test procedure prescribed in ASTM E1592-05(2012).
The test procedure in FM 4470 (1992) comply with test procedure prescribed in FM 4470 (2012).

Code Compliance: The product described herein has demonstrated compliance with FBC 2017 Section 1507.4.

Product Limitations: Design wind loads shall be determined for each project in accordance with FBC 2017 Section 1609 or ASCE 7-10 using allowable stress design. The maximum support spacing listed herein shall not be exceeded. The design uplift pressure for reduced support spacing may be computed using rational analysis prepared by a Florida Professional Engineer. This product is not approved for use in the High Velocity Hurricane Zone. Fire classification is not within scope of this Evaluation Report. Refer to FBC 2017 Section 1505 and current approved roofing materials directory for fire ratings of this product.

Supporting Documents: ASTM E1592 Test Report
Farabaugh Engineering and Testing Inc
Project No. T246-06, Revised Reporting Date 11/7/06

FM 4470 Test Report
ENCON Technology Inc
C1583-3, Reporting Date 7/24/08



5V Panel Profile
Minimum 29 Gauge, Minimum Yield = 80 KSI

CAD FILE: 5V		SCALE: NONE		DRAWN: Bala Sockalingam		CHECKED: APPROVED:	
5V Panel		NAME: Bala Sockalingam		DATE: 3-18-2015		REV. DATE	
UNION CORRUGATING COMPANY 701 SOUTH KING ST FAYETTEVILLE, NC 28302 Ph: 610-485-2105 Fax: 610-485-1081		DATE: 3-18-2015		1 OF 1		Sheet No.	