

**EVALUATION REPORT OF
UNION CORRUGATING COMPANY
'26 GA. MASTERRIB PANEL'
OVER STEEL SUPPORTS**


**FLORIDA BUILDING CODE 5TH EDITION (2014)
FLORIDA PRODUCT APPROVAL
FL 9555.2-R3
STRUCTURAL COMPONENTS
ROOF DECK**

**Prepared For:
Union Corrugating Company
P. O. Box 229
Fayetteville, NC 28302
Telephone: (910) 483-0479
Fax: (910) 483-8897**

**Prepared By:
Bala Sockalingam, Ph.D., P.E.
Florida Professional Engineer #62240
1216 N Lansing Ave., Suite C
Tulsa, OK 74106
Telephone: (918) 492-5992
FAX: (866) 366-1543**

**This report consists of
Evaluation Report (2 Pages including cover)
Installation Details (1 Page)**

**Report No. C1999-4
Date: 3.20.2015**



Manufacturer: Union Corrugating Company

Product Name: MasterRib Panel

Panel Description: 36" wide coverage with 3/4" high ribs at 9" o.c.

Materials: Minimum 26 ga., 80 ksi steel. Galvanized coated steel (ASTM A653) or Galvalume coated steel (ASTM A792) or painted steel (ASTM A755).

Support Description: Min 16 ga., 50 ksi steel. (Must be designed by others)

Slope: 1/2:12 or greater in accordance with FBC 2014 Section 1507.4.2

Design Uplift Pressure: 47.2 psf @ maximum support spacing of 60" o.c.
(Factor of Safety = 2)

Support Attachment: #12-14 x 1" long self drilling screws with washers
At end supports @ 3.5"-5.5"-3.5" o.c. across panel width
At intermediate supports @ 9" o.c. across panel width

Sidelap Attachment: 1/4"-14 x 7/8" long SDS with washer @ 30" o.c.

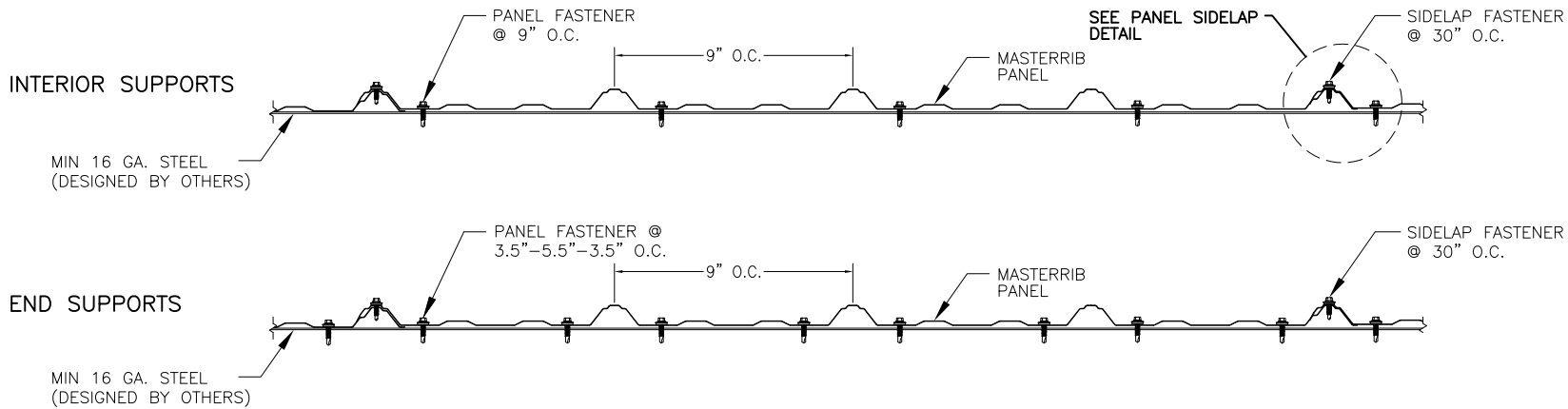
Test Standards: Roof assembly tested in accordance with ASTM E1592-01 'Test Method for Structural Performance of Sheet Metal Roof and Siding Systems by Uniform Static Air Pressure Difference' and FM 4470 Section 5.5 'Resistance to Foot Traffic'.

Code Compliance: The product described herein has demonstrated compliance with FBC 2014 Section 1507.4.

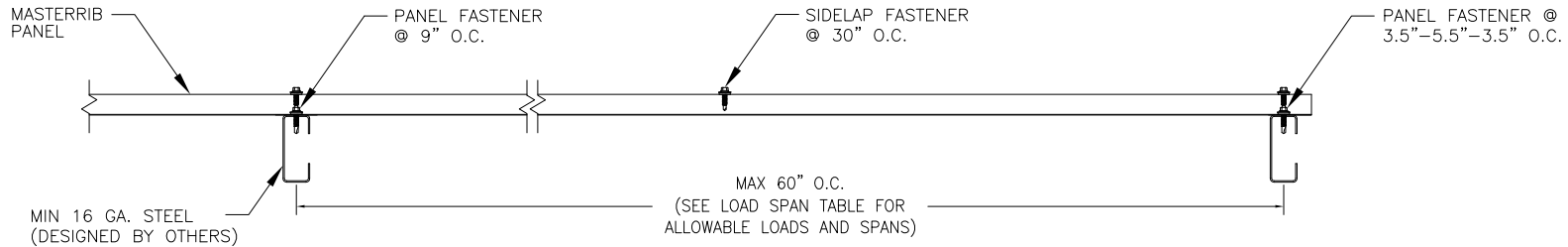
Product Limitations: Design wind loads shall be determined for each project in accordance with FBC 2014 Section 1609 or ASCE 7-10 using allowable stress design. The maximum support spacing listed herein shall not be exceeded. The design uplift pressure for reduced support spacing may be computed using rational analysis prepared by a Florida Professional Engineer or based on Union Corrugating load span table. This product is not approved for use in the High Velocity Hurricane Zone. Fire classification is not within scope of this Evaluation Report. Refer to FBC 2014 Section 1505 and current approved roofing materials directory for fire ratings of this product.

Supporting Documents: ASTM E1592 Test Reports
Farabaugh Engineering and Testing Inc
Project No. T163-06, Reporting Date 6/7/06

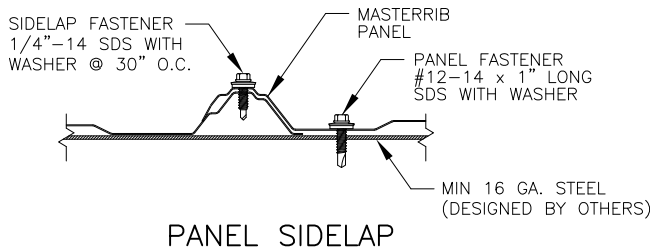
FM 4470 Test Report
ENCON Technology Inc
C1583-2, Reporting Date 7/24/08



TYPICAL PANEL INSTALLATION X-SECTION



SECTION VIEW



PANEL SIDELAP

GENERAL NOTES:

1. ROOF PANEL HAS BEEN DESIGNED IN ACCORDANCE WITH THE FLORIDA BUILDING CODE (FBC).
2. ROOF PANELS SHALL BE 26 GA. (t = 0.017"). EFFECTIVE COVERING WIDTH OF PANEL = 36".
3. ROOF PANELS SHALL BE INSTALLED OVER STRUCTURE AS SPECIFIED ON THIS DRAWING.
4. REQUIRED DESIGN WIND LOADS SHALL BE DETERMINED FOR EACH PROJECT. THIS PANEL SYSTEM MAY NOT BE INSTALLED WHEN THE REQUIRED DESIGN WIND LOADS ARE GREATER THAN THE ALLOWABLE DESIGN LOADS.
5. ALL FASTENERS MUST BE IN ACCORDANCE WITH THIS DRAWING & THE FLORIDA BUILDING CODE. IF A DIFFERENCE OCCURS BETWEEN THE MINIMUM REQUIREMENTS OF THIS DRAWING & THE CODE, THE CODE SHALL CONTROL.
6. SUPPORTS MUST BE DESIGNED TO WITHSTAND WIND LOADS AS REQUIRED FOR EACH APPLICATION AND ARE THE RESPONSIBILITY OF OTHERS.
7. PANELS MAY SPAN BETWEEN EAVE TO RIDGE SUPPORTS OR RAKE TO RAKE SUPPORTS.

NO.	REVISION DESCRIPTION	DATE	BY	CHECKED BY:
				B.S.
				DATE:

DRAWING TITLE		MANUFACTURER
MASTERRIB ROOF PANEL OVER STEEL SUPPORTS		UNION CORRUGATING CO.
CONSULTANTS		701 S. KING STREET
BALA SOCKALINGAM, PH.D., P.E.		FAYETTEVILLE, NC 28301
1216 N. LANSING AVE., SUITE C		910-483-2195
TULSA, OK 74106		
PHONE: 918-492-5992 FAX: 866-366-1543		

DRAWING NO.	REV.
1999-4	
SHEET NO.	OF
1	1