BRAND	EMBOSS TYPE		
	SHORT	LONG	FLUSH
CLOPAY	9200, HDP20	9203, HDPL20	9201, HDPF20
IDEAL	8200	8203	8201
HOLMES	7200	7203	7201

DOOR HEIGHT	# OF SECTIONS
UP TO 7'0"	4
7'3" TO 8'9"	5
9'0" TO 10'6"	6
10'9" TO 12'3"	7
12'6" TO 14'0"	8
14'3" TO 15'9"	9
16'0"	10
MAX SECTION HEIGHT: 21"	

REVISIONS					
REV. NO.	ZONE:	DATE:	ECN NO.	APPVD:	DESCRIPTION
00	–	–	–	SH	INITIAL RELEASE

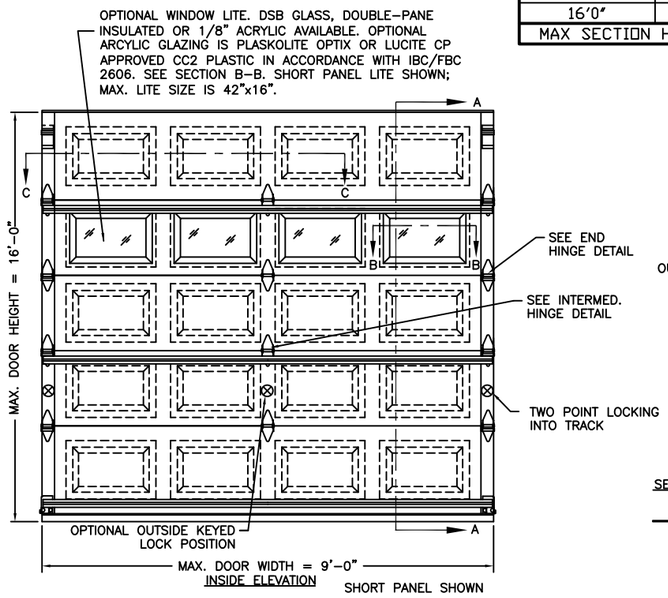

THE OPTIONAL GLAZING SHOWN ON THIS DRAWING MEETS THE WIND LOAD REQUIREMENTS OF THE FLORIDA BUILDING CODE OR INTERNATIONAL BUILDING CODE BUT DOES NOT MEET THE IMPACT RESISTANT REQUIREMENT FOR WINDBORNE DEBRIS REGIONS (REF. CHAPTER16 FBC/IBC)

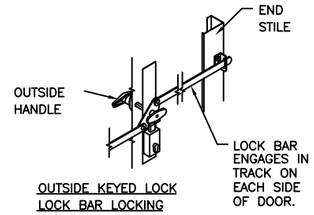

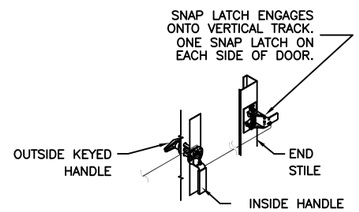

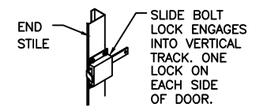

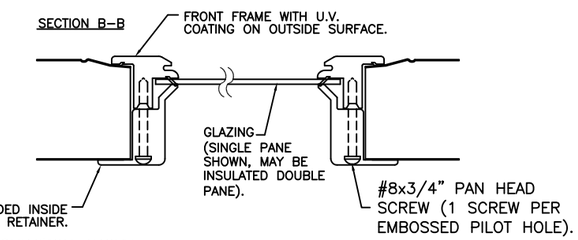

NOTE: TRACK CONFIGURATION ABOVE THE DOOR OPENING DOES NOT AFFECT THE WIND LOAD RATING OF THIS DOOR.

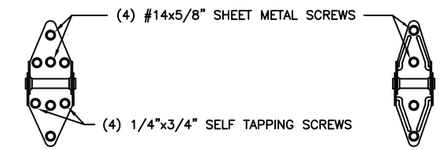

VERTICAL JAMB ATTACHMENT (C-90 BLOCK OR 2000 PSI MIN. CONCRETE COLUMN): 3/8"X4" SLEEVE ANCHORS ON 24" CENTERS (BOTH C-90 BLOCK OR 2000 PSI MIN. CONCRETE) OR 1/4"X4" TAPCON SCREWS ON 24" CENTERS (2000 PSI MIN. CONCRETE). WASHERS INCLUDED WITH SLEEVE ANCHORS. 1" O.D. WASHERS REQUIRED WITH TAPCONS. ANCHORS MAY BE COUNTERSUNK (BUT NOT REQUIRED) TO PROVIDE A FLUSH MOUNTING SURFACE. HORIZONTAL JAMBS DO NOT TRANSFER LOAD.

VERTICAL JAMB ATTACHMENT (WOOD FRAME BUILDINGS): 1/2"x3" LAG SCREWS ON 24" CENTERS. 1" O.D. WASHER REQUIRED. LAG SCREWS MAY BE COUNTERSUNK (BUT NOT REQUIRED) TO PROVIDE A FLUSH MOUNTING SURFACE. HORIZONTAL JAMBS DO NOT TRANSFER LOAD.

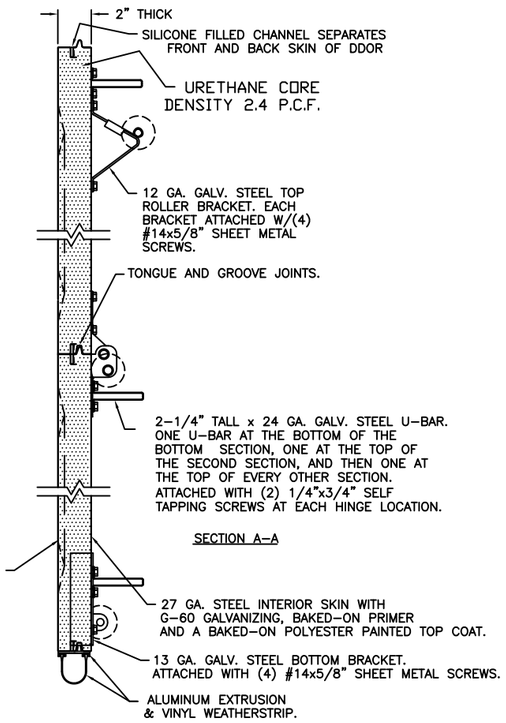

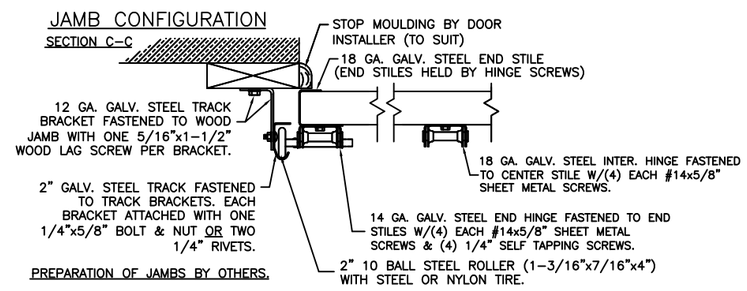

THIS DOOR MEETS OR EXCEEDS THE DESIGN LOADS FOR THE WIND SPEEDS LISTED BELOW ACCORDING TO THE FLORIDA BLDG. CODE OR IBC (ASCE7) FOR THE FOLLOWING CONDITIONS: 1) ENCLOSED BUILDING, 2) DOOR HAS 2' OF WIDTH IN BUILDING'S END ZONE, 3) IMPORTANCE FACTOR OF 1.0, 4) ANY ROOF SLOPE, AND 5) 50% SAFETY FACTOR.

WIND SPEED (MPH)	≤ 100	110	110	120
EXPOSURE LEVEL	B or C	B	C	B
MEAN ROOF HEIGHT	30'	30'	24'	30'

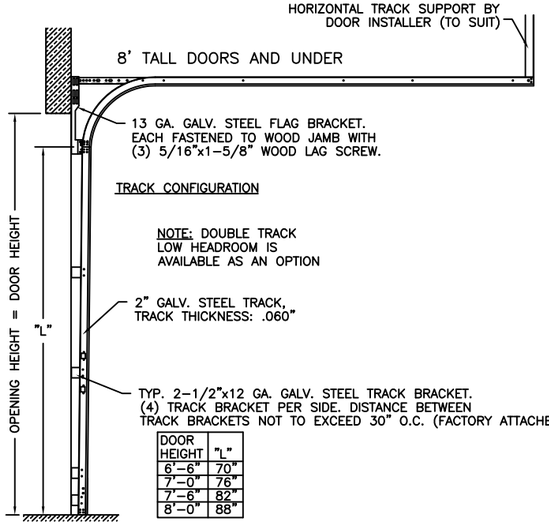

DOOR HEIGHT	"L"
6'-6"	70"
7'-0"	76"
7'-6"	82"
8'-0"	88"

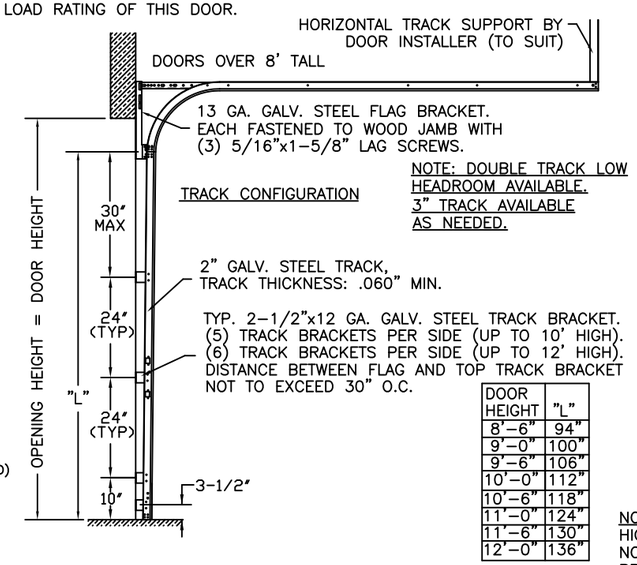

DOOR HEIGHT	"L"
8'-6"	94"
9'-0"	100"
9'-6"	106"
10'-0"	112"
10'-6"	118"
11'-0"	124"
11'-6"	130"
12'-0"	136"

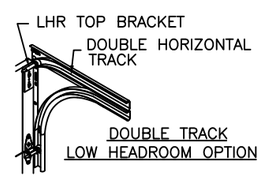

NOTE: FOR DOORS OVER 12'-0" HIGH, TRACK CONFIGURATION SHALL NOT EXCEED MAXIMUM SPACING PROVIDED. CONSULT FACTORY FOR MORE DETAIL IF RQD.

NOTE: THE DESIGN OF THE SUPPORTING STRUCTURAL ELEMENTS SHALL BE THE RESPONSIBILITY OF THE PROFESSIONAL OF RECORD FOR THE BUILDING OR STRUCTURE AND IN ACCORDANCE WITH CURRENT BUILDING CODES FOR THE LOADS LISTED ON THIS DRAWING.

DESIGN ENGINEER: MARK WESTERFIELD, P.E.
FLORIDA P.E. #48495, NC P.E. #23832, TEXAS P.E. #91513

DESIGN LOADS: +28.0 P.S.F. & -29.0 P.S.F.
TEST LOADS: +42.0 P.S.F. & -43.5 P.S.F.

MANUFACTURING PRODUCT CODE: MPC: DSIU-1F171

Unless Stated Otherwise TOLERANCES are
.0 = ±.031
.00 = ±.015
.000 = ±.005
.0000 = ±.001
Degrees = ±1/2°
Unless Stated Otherwise DIMENSIONS ARE IN INCHES.

Clopay Building Products Company
8585 Duke Boulevard
Mason, OH 45040 USA
Tel. No. 513-770-4800
Fax No. 513-770-4853

CLOPAY WINDLOAD RATING W4

DESCRIPTION: 9200 SERIES: 2" RESI PUR +28/-29 PSF SINGLE CAR

DRAWN BY: SH	DATE: 05/25/09	SCALE: NTS	DWG. SIZE B
CHECKED BY: SH	DATE: 06/05/09	SHEET 1 OF 1	
DWG. NO.: 104183		VER: IBC	

FLORIDA PRODUCT APPROVAL 5675