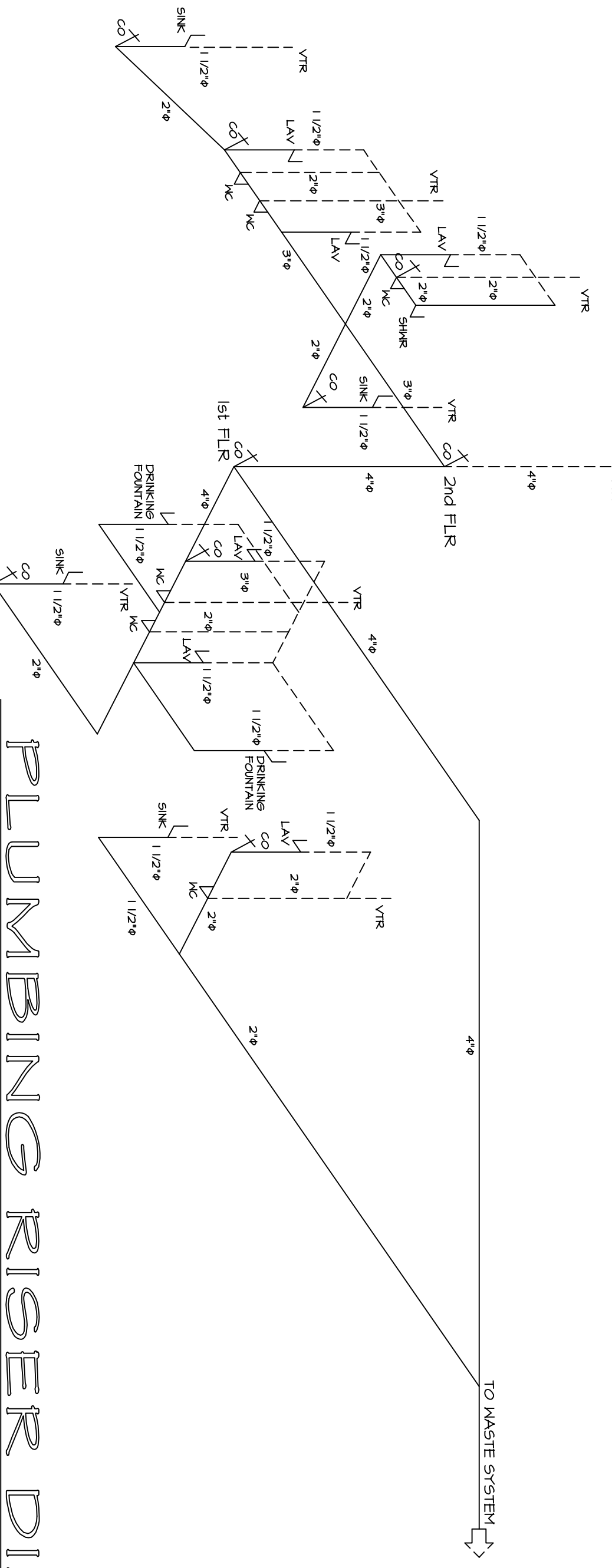
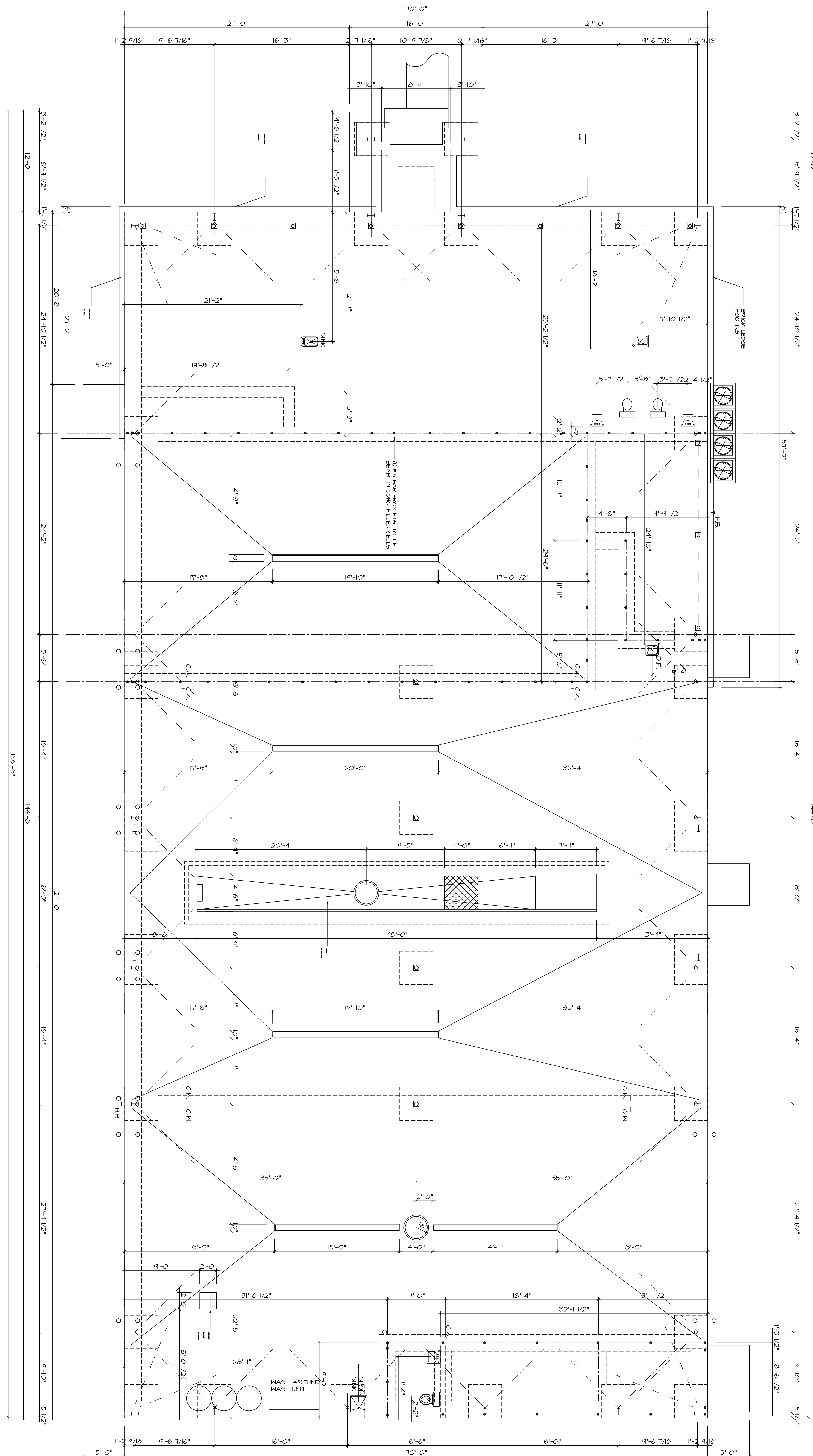


PLUMBING RISER DIAGRAM



FOUNDATION & PLUMBING PLAN  
SCALE 3/16" = 1'-0"



SHEET	OFF	FOUNDATION PLAN
PROJECT NO.	12 - 638	
DATE	1-18-2012	
DATE	5-23-2012	
DATE		



FLEET MAINTENCE FACILITY BULSING  
LAMERS BUS LINES  
WILDWOOD FLORIDA  
SUMTER COUNTY

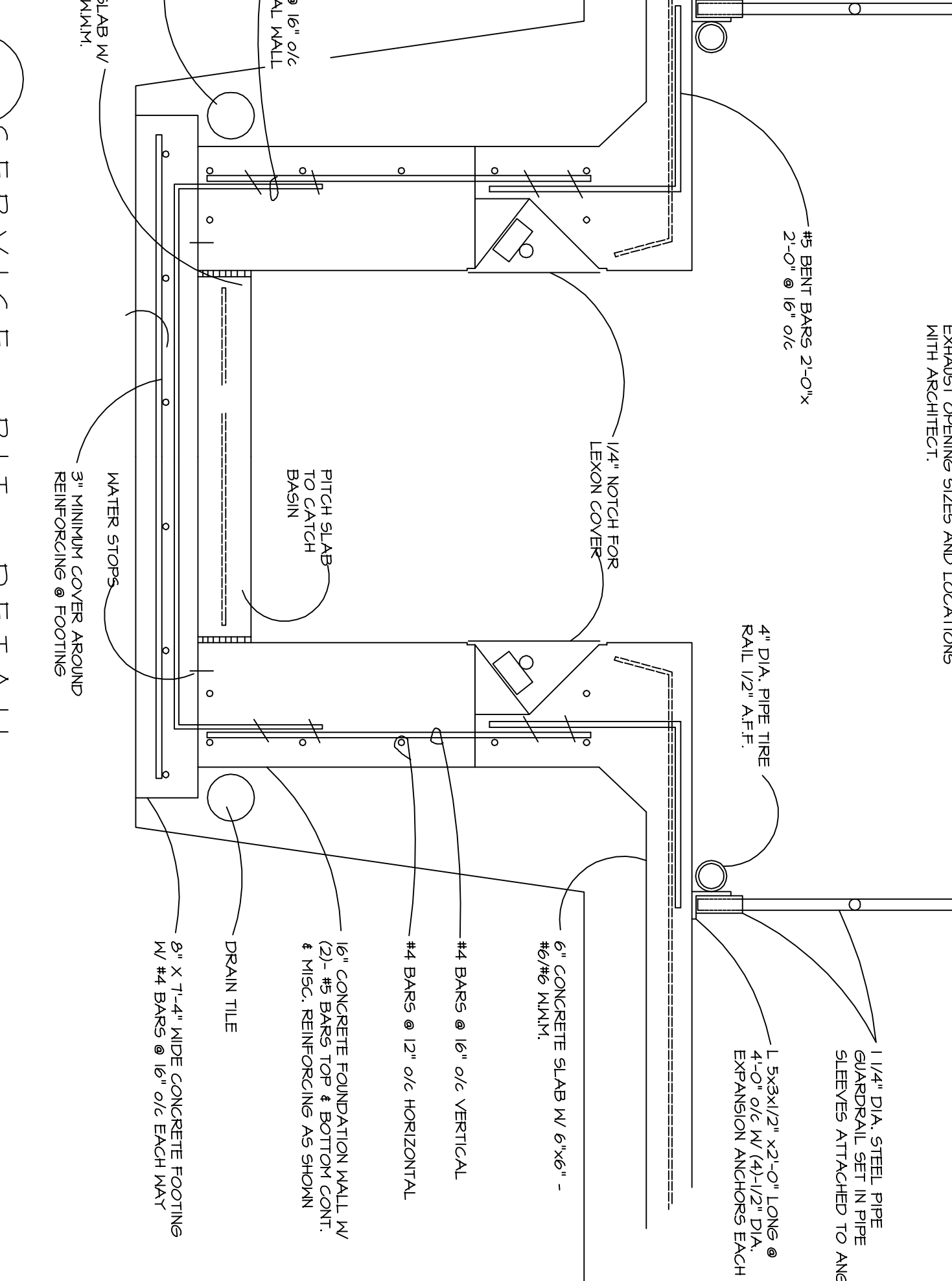
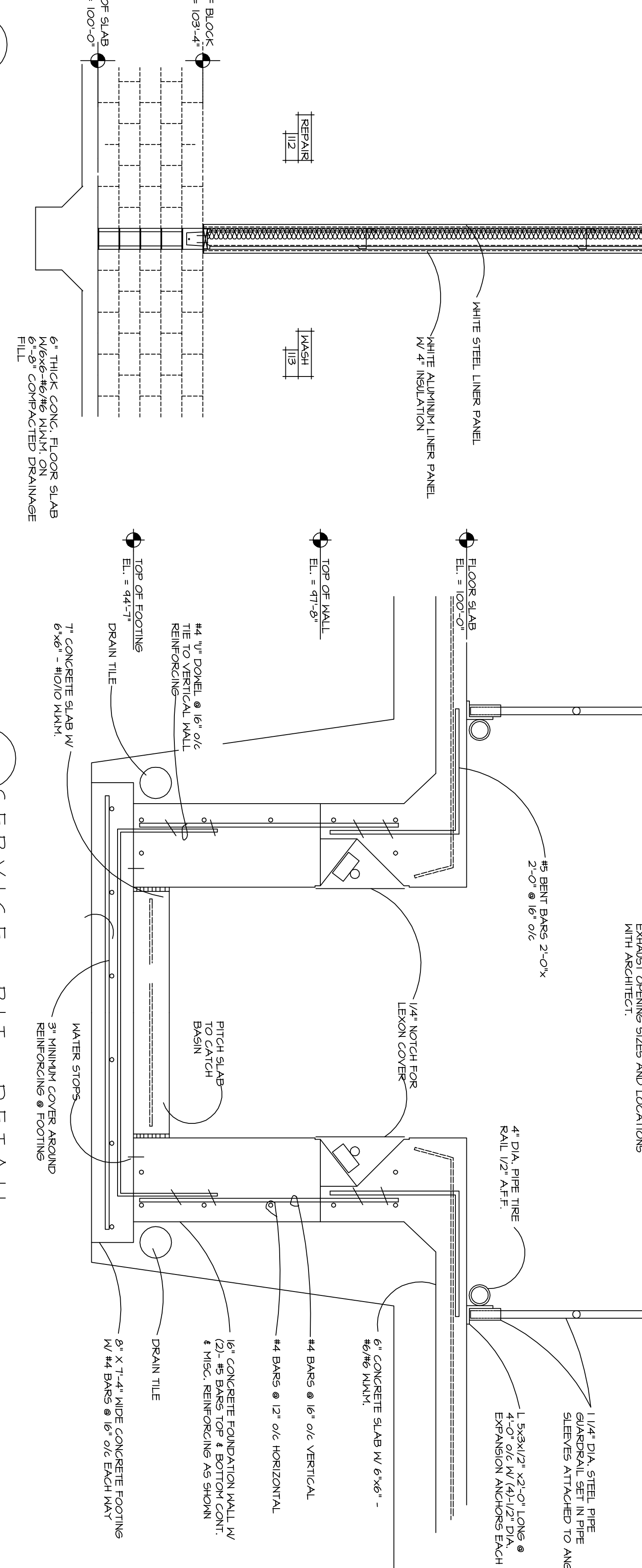
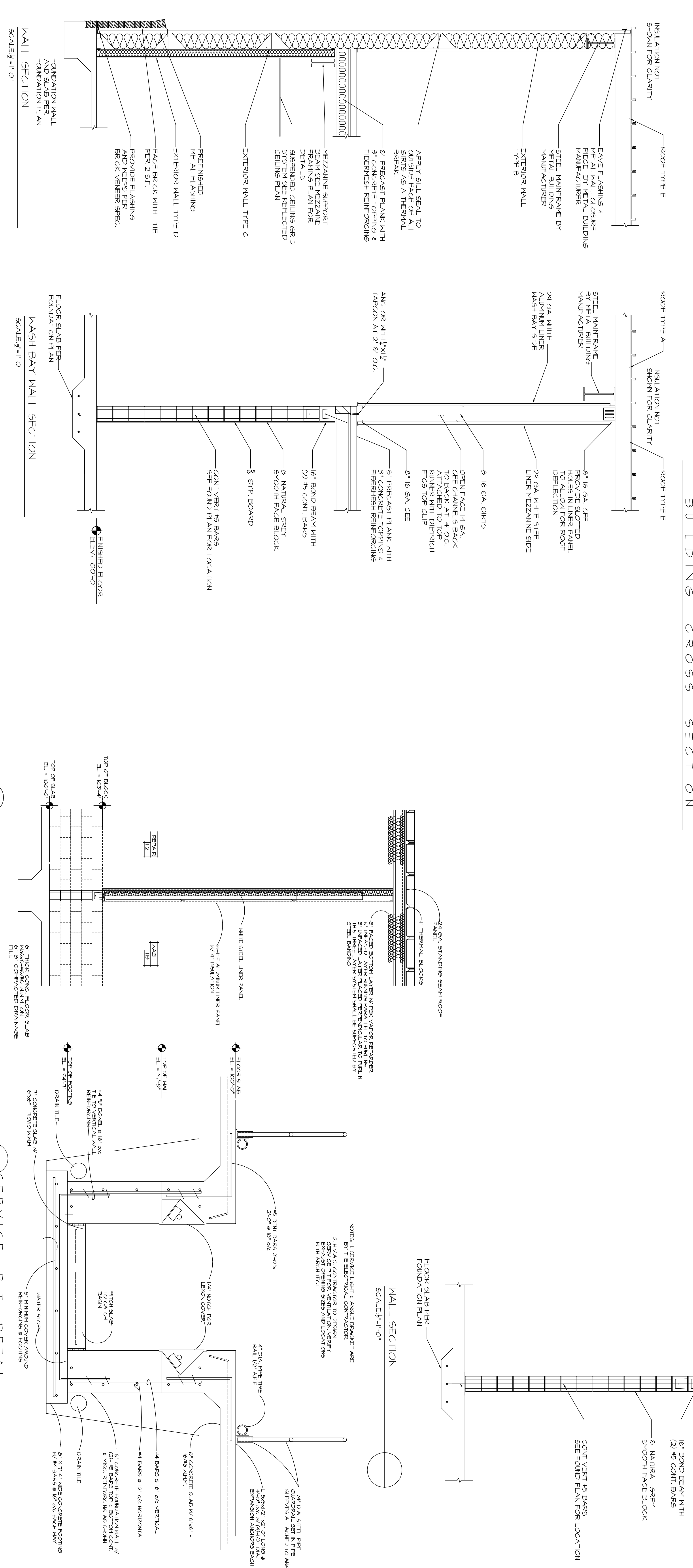
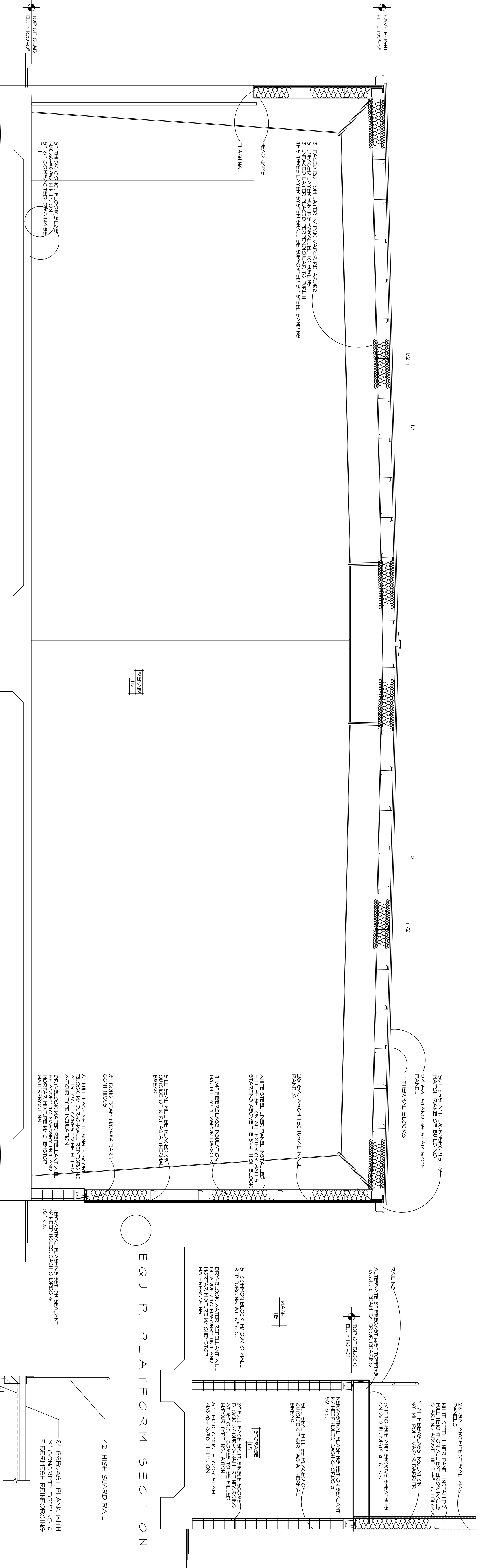
**Signature Homes**

P.O. Box 697 Fruitland Park, FL 34731 Ph 352-787-8168 Fax 352-326-8141

Gregory Fengarinas  
and  
Associates Inc.  
7124 W. Crestview Lane  
Crystal River, Fla 34429  
Phone - 352-564-8160  
FENAS@COMFLONLINE.NET

Thomas H. Williford  
Architect  
FLORIDA REG # 9900  
PO Box # 236  
Holder, Fla. 3445  
Phone - 352-476-1497

NOTE:  
IT IS THE RESPONSIBILITY OF THE CONTRACTOR  
TO VERIFY ALL CONSTRUCTION DRAWINGS PRIOR  
TO COMMENCING CONSTRUCTION  
  
THESE PLANS ARE FOR BIDDING  
PURPOSE ONLY DO NOT USE FOR  
CONSTRUCTION



DATE	1.10.2012
REVISION	
DATE	8.3.2013
DATE	
DATE	

**LAMERS**

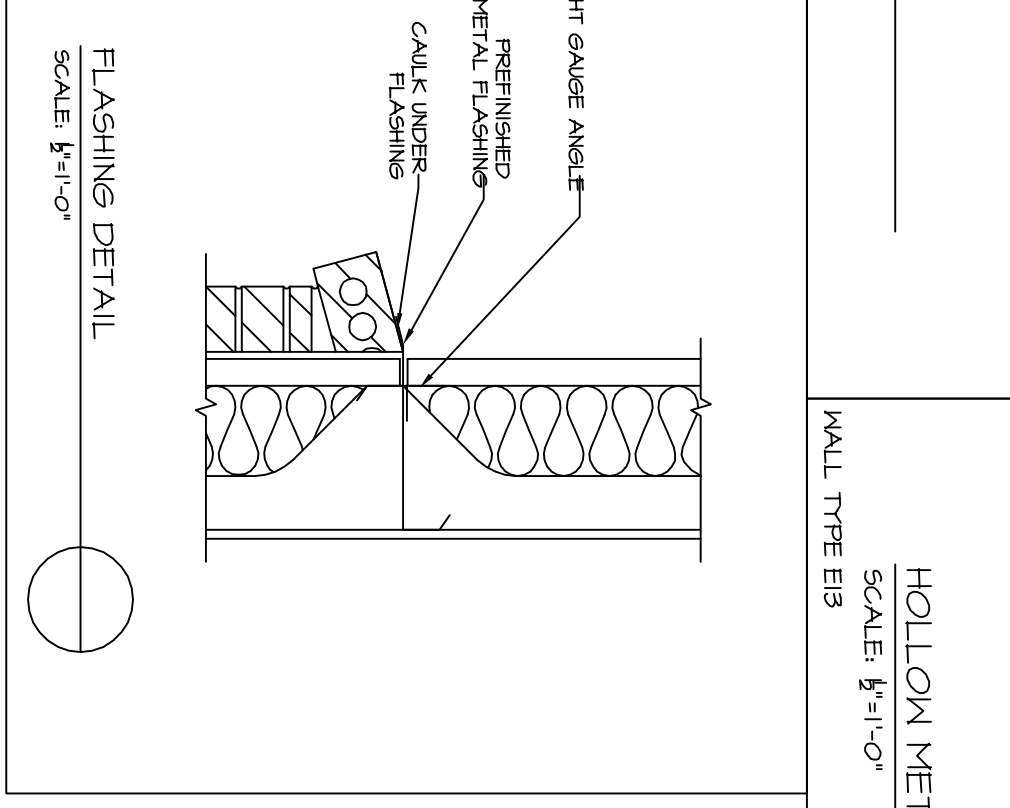
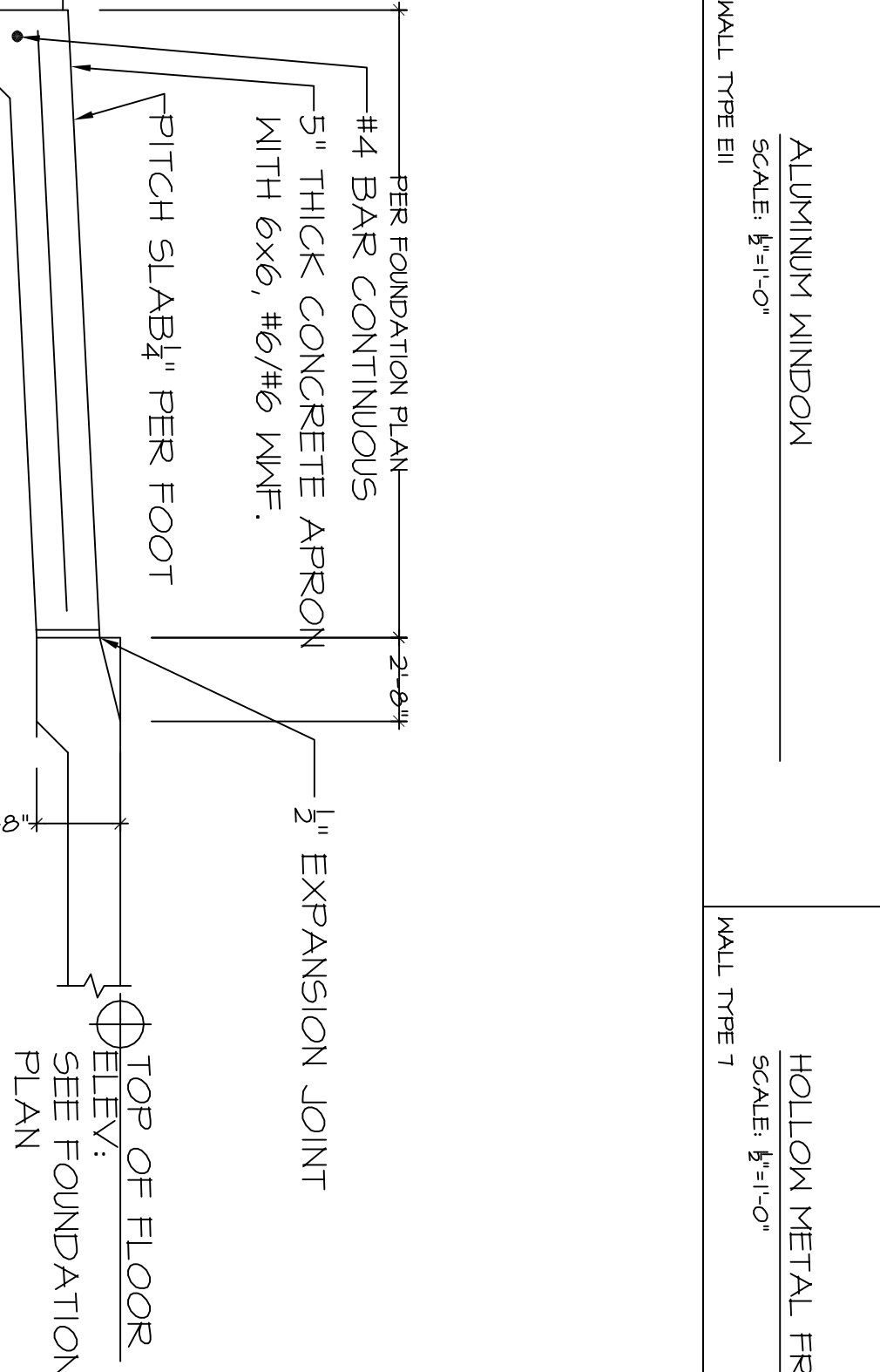
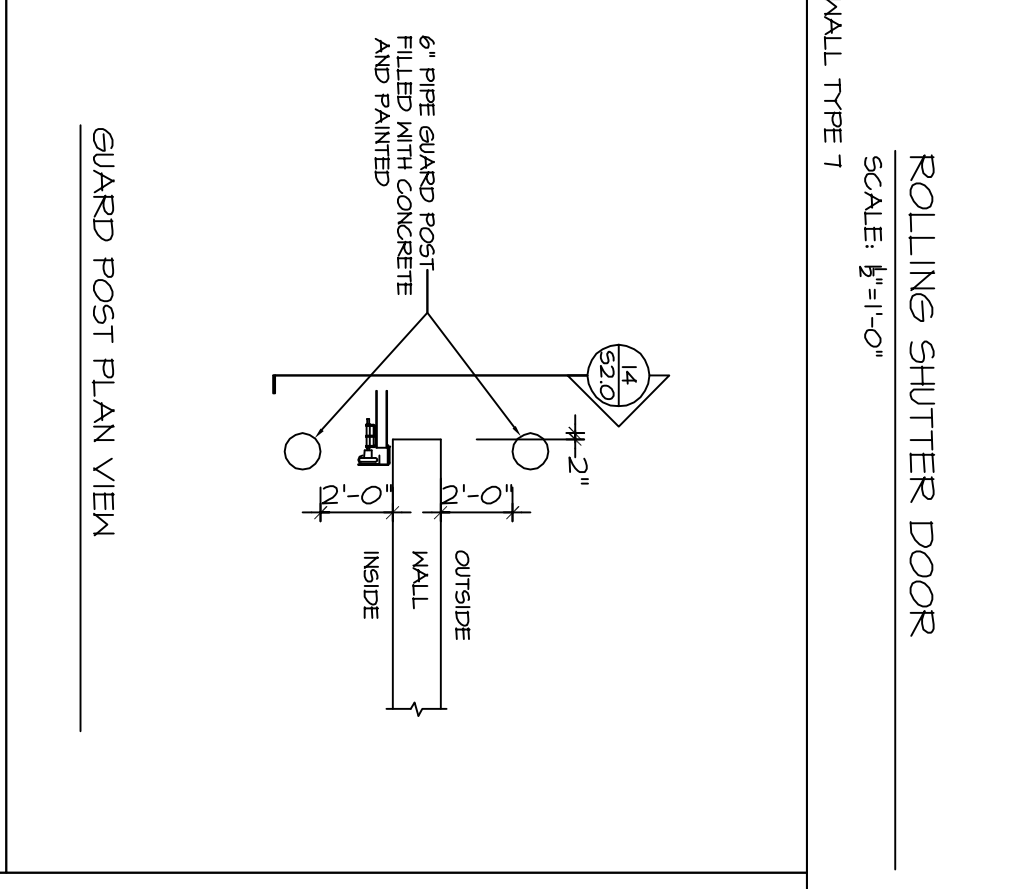
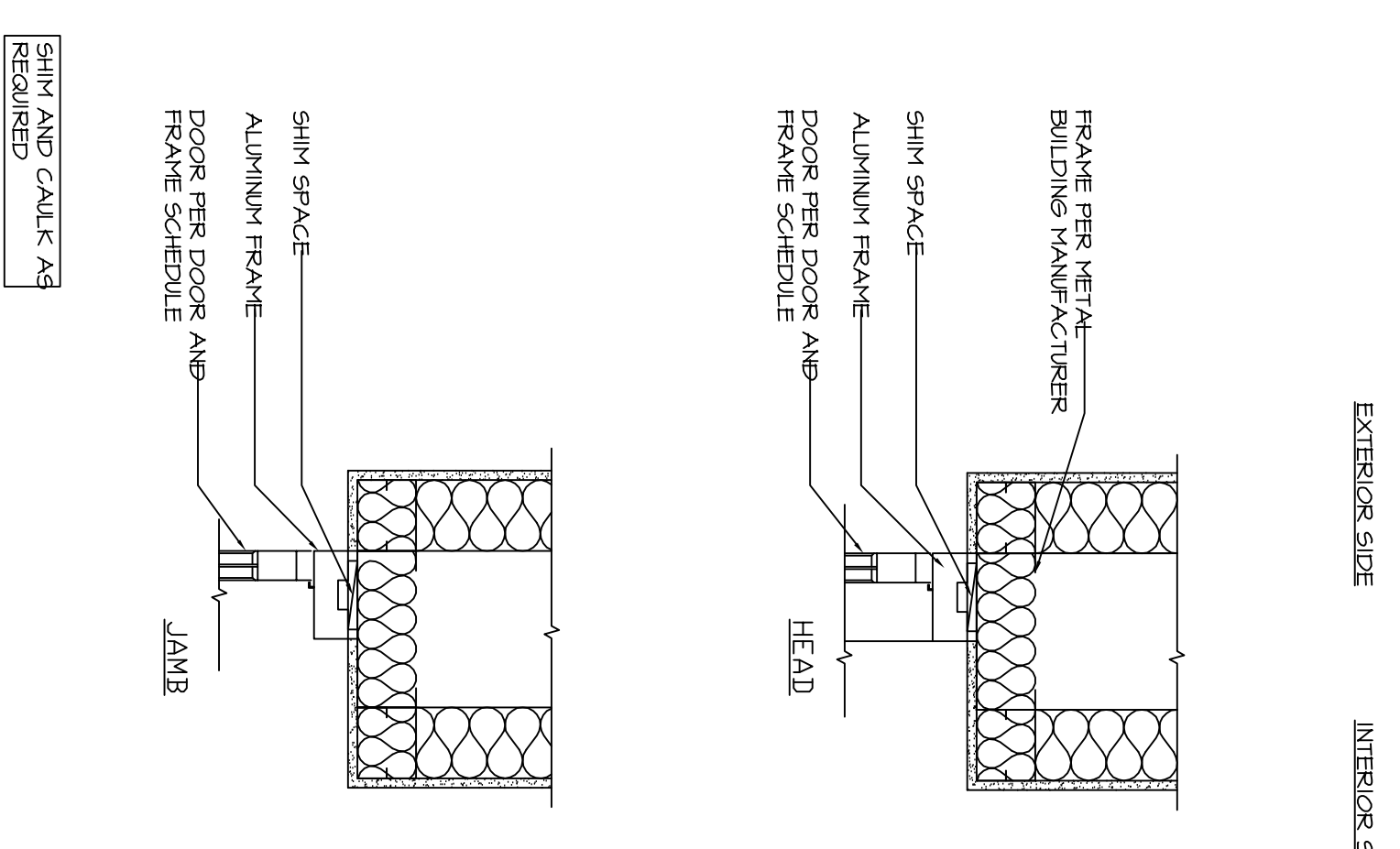
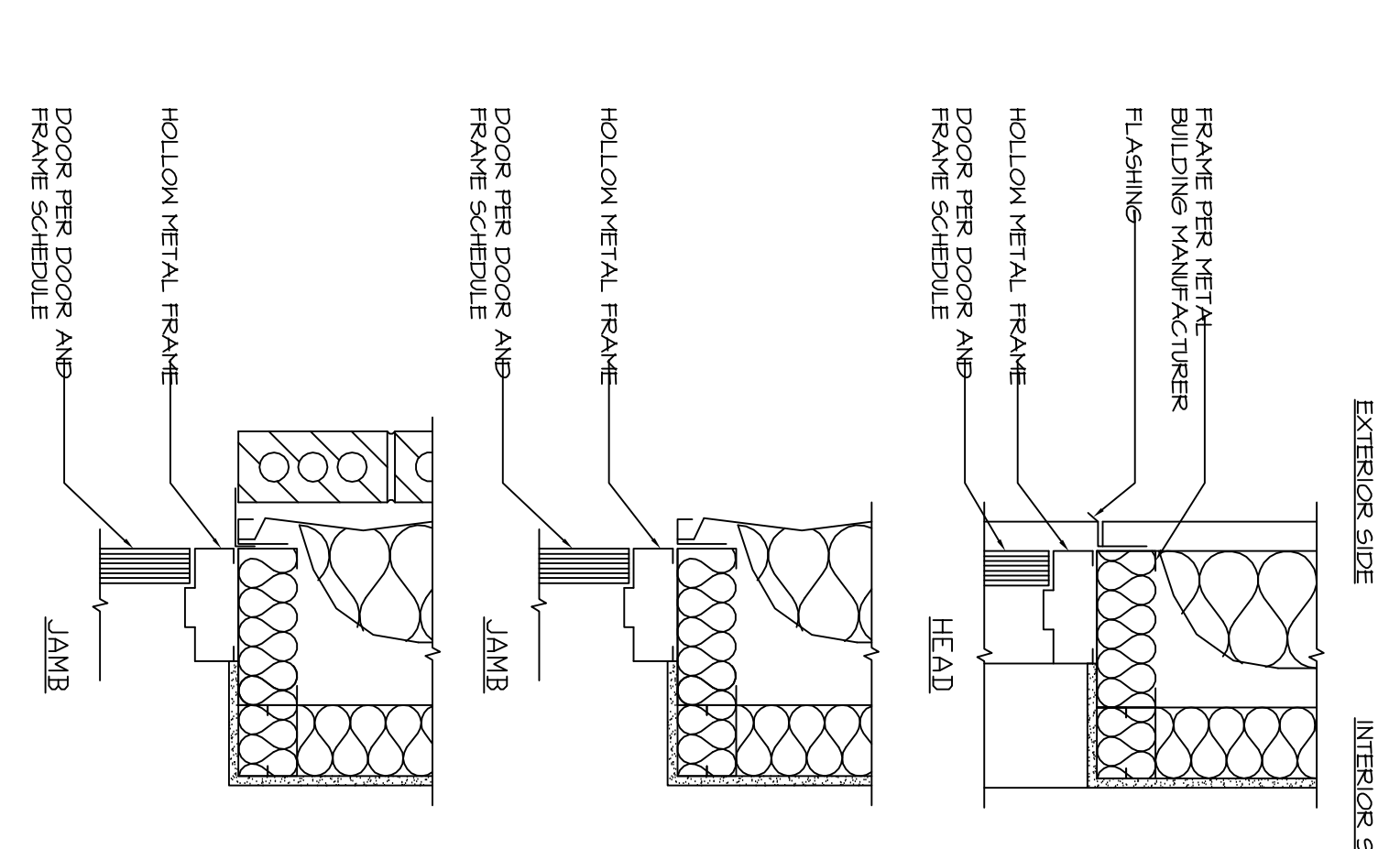
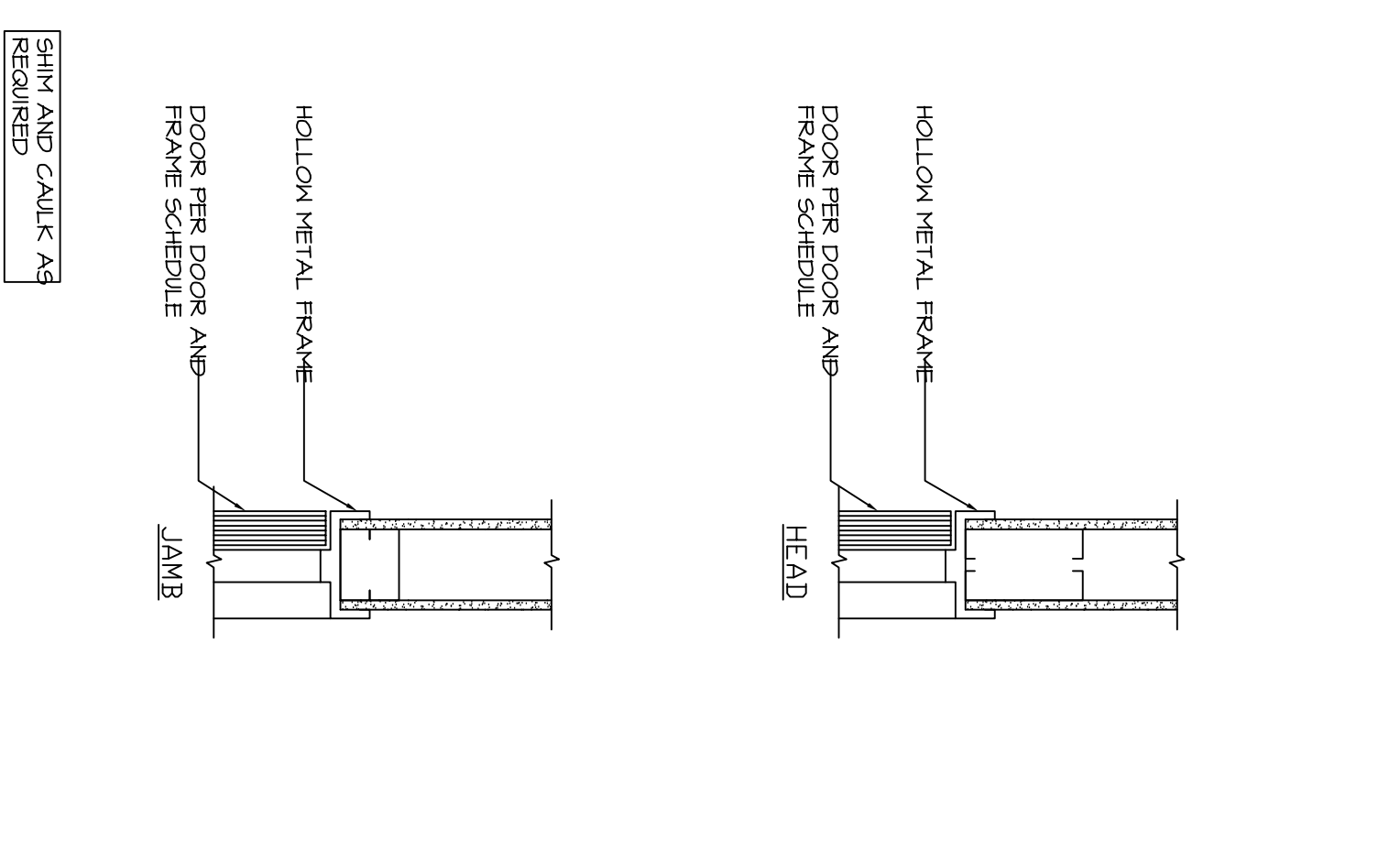
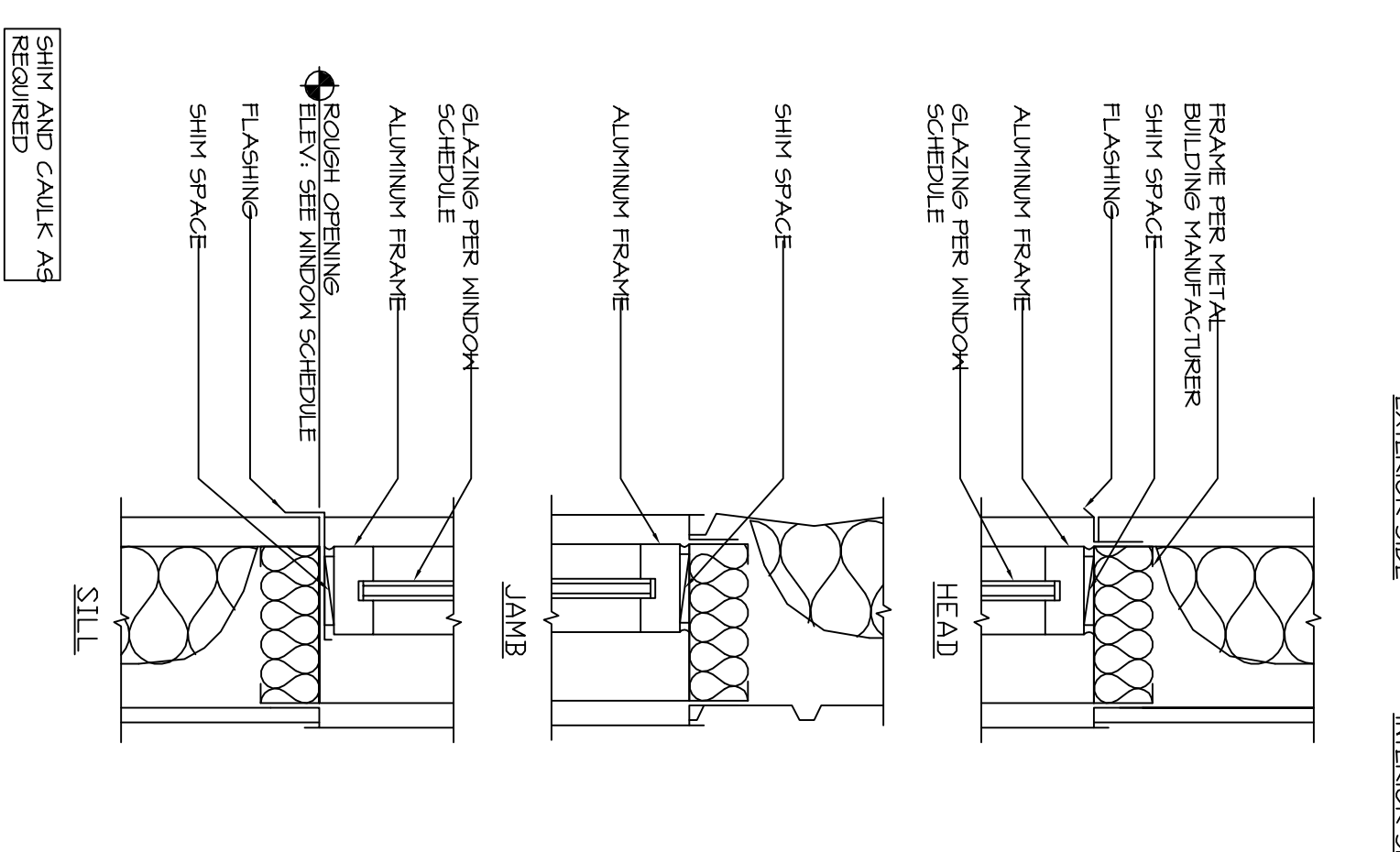
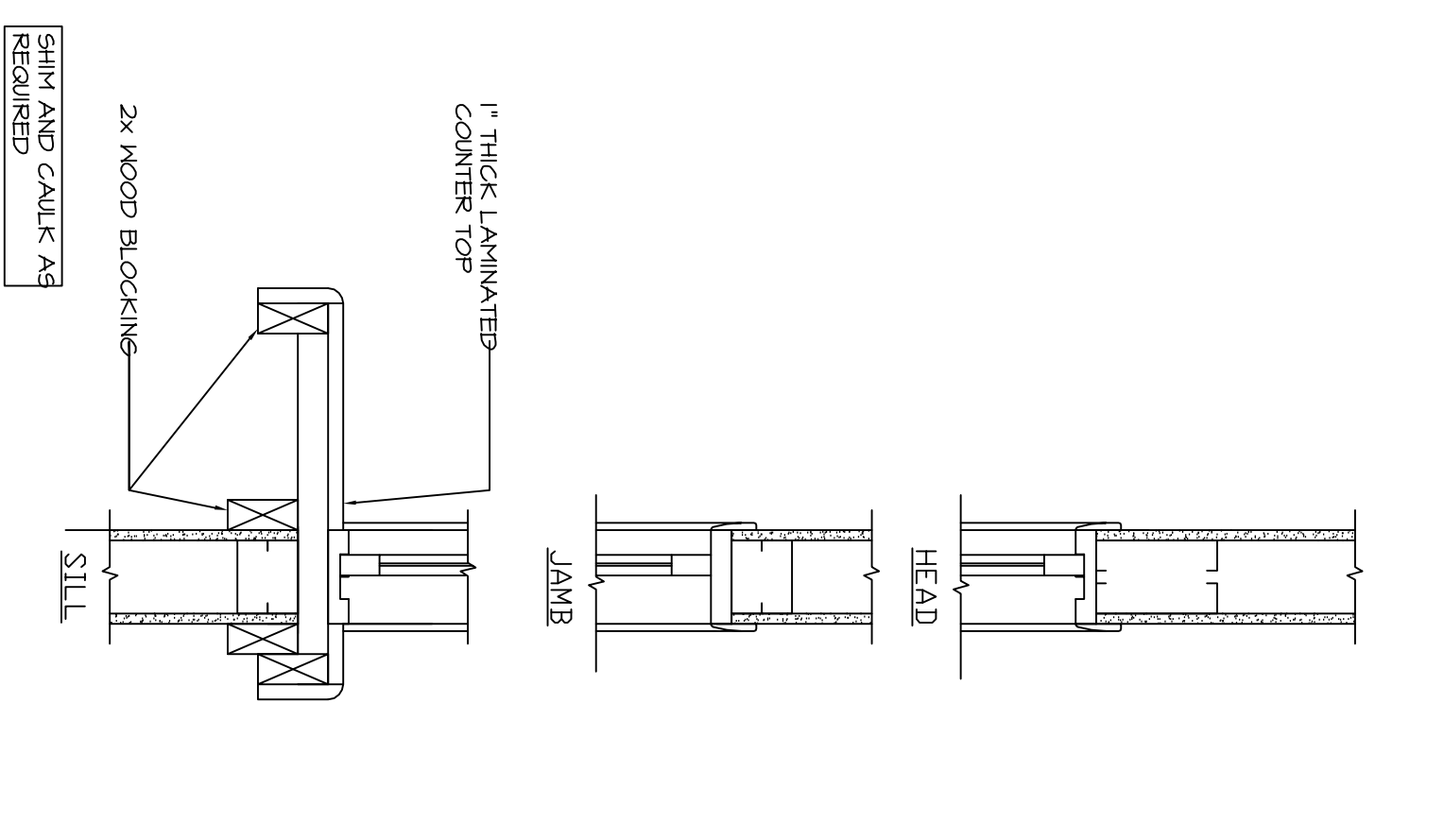
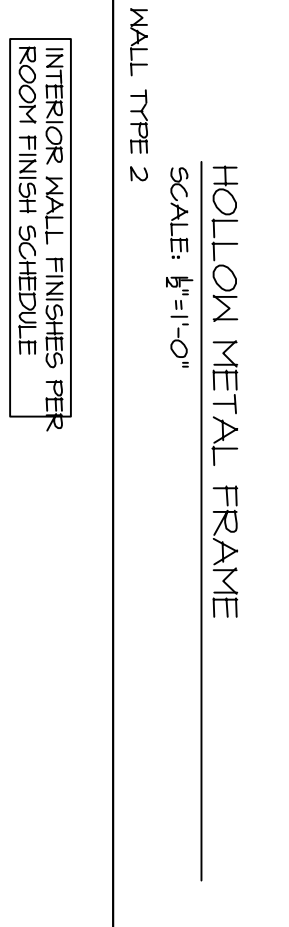
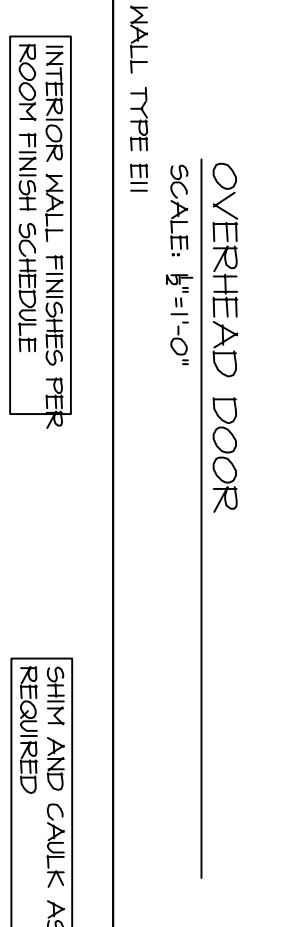
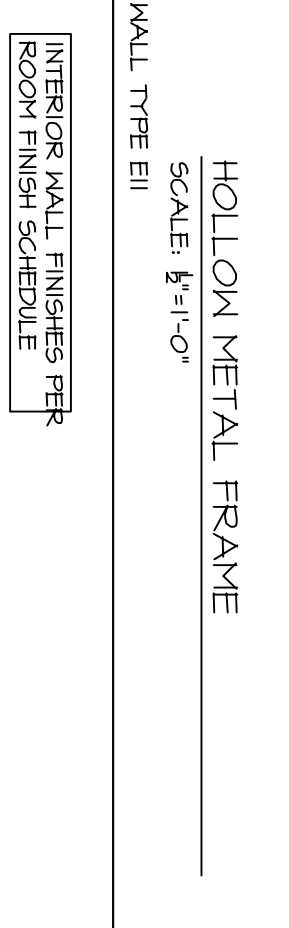
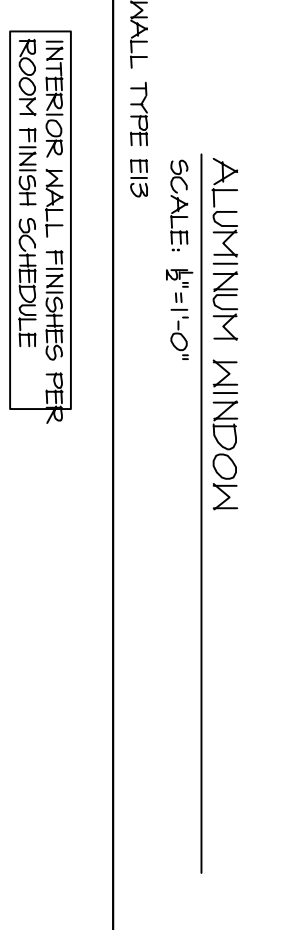
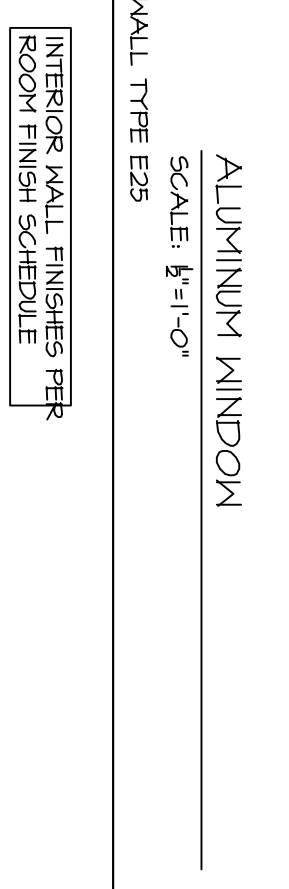
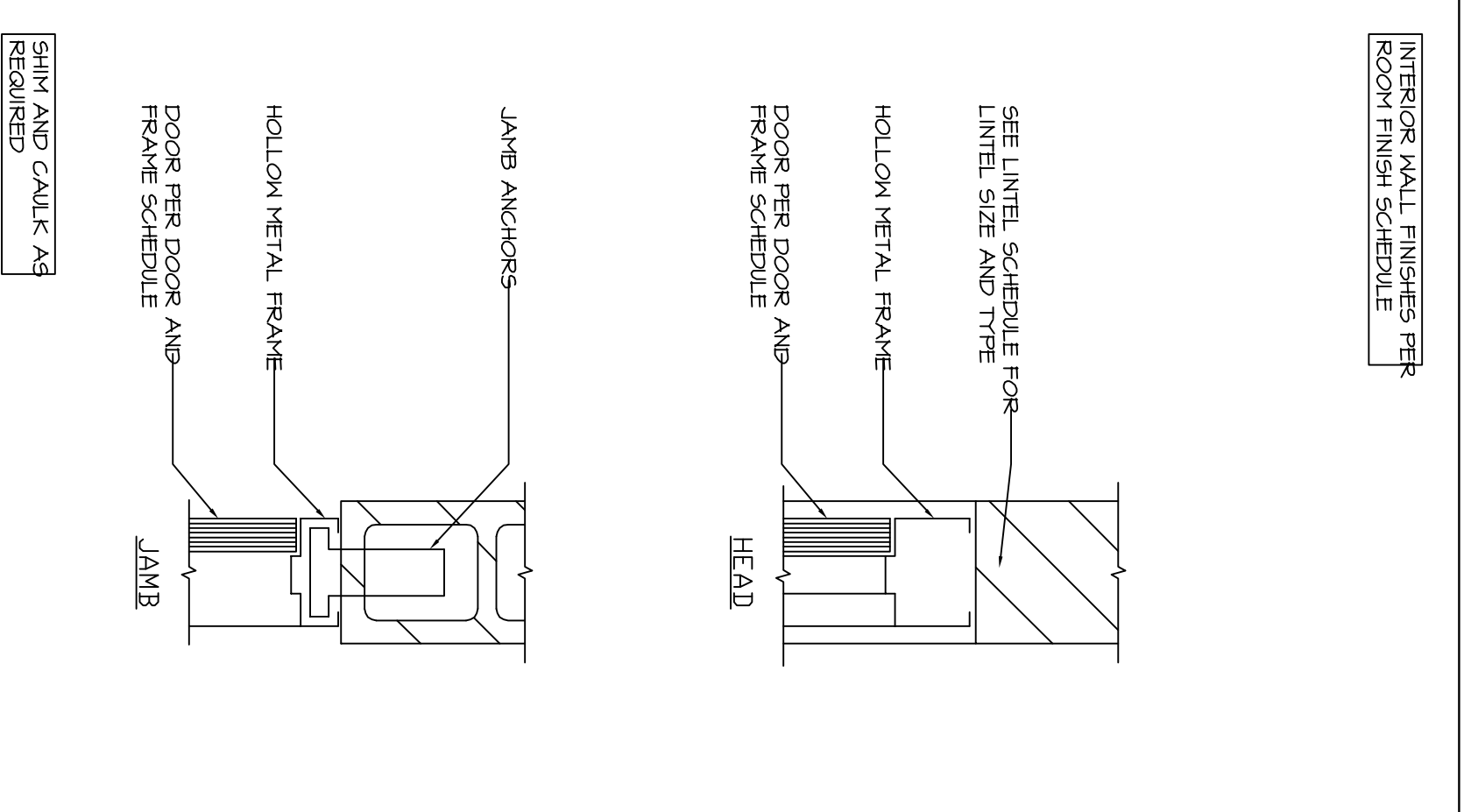
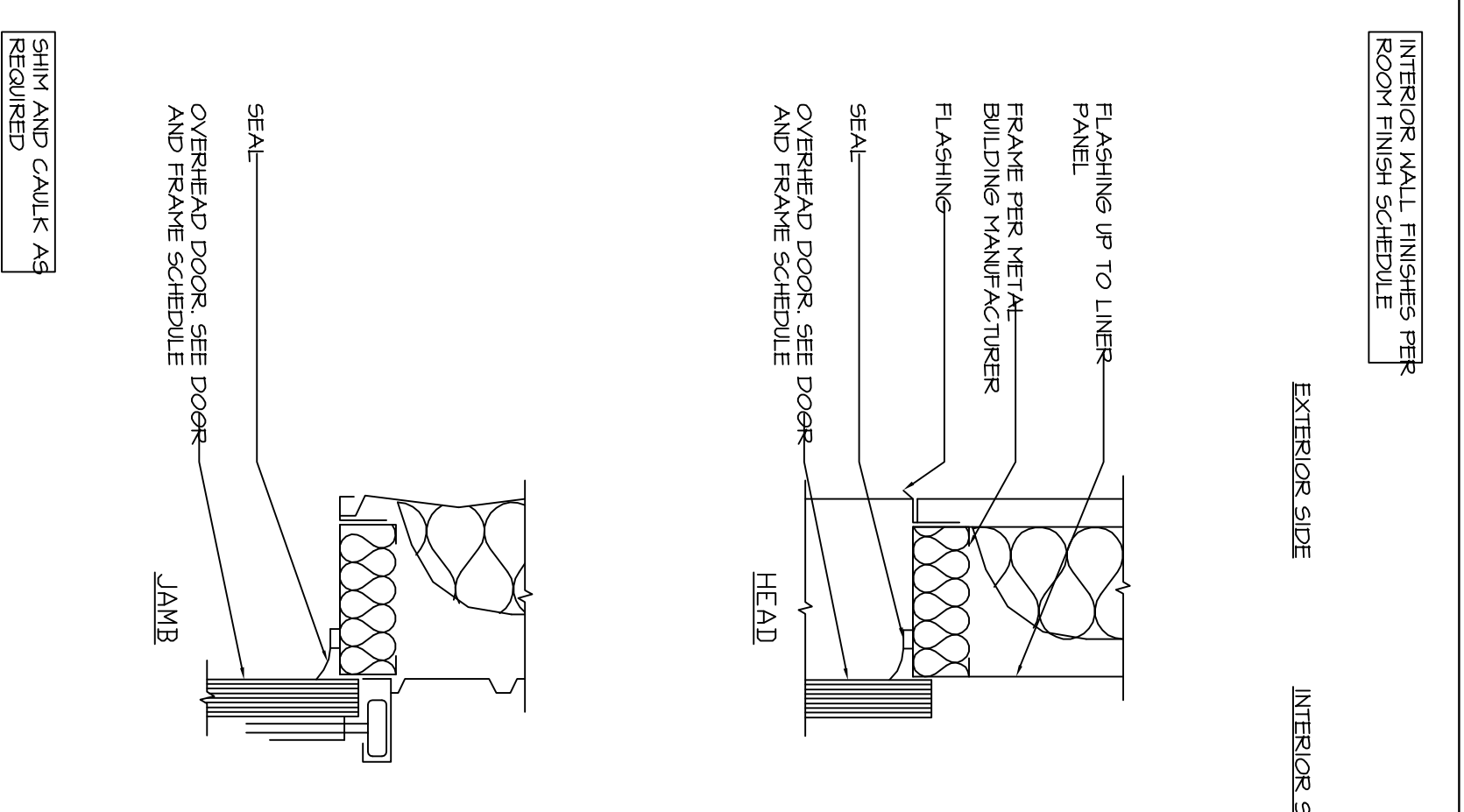
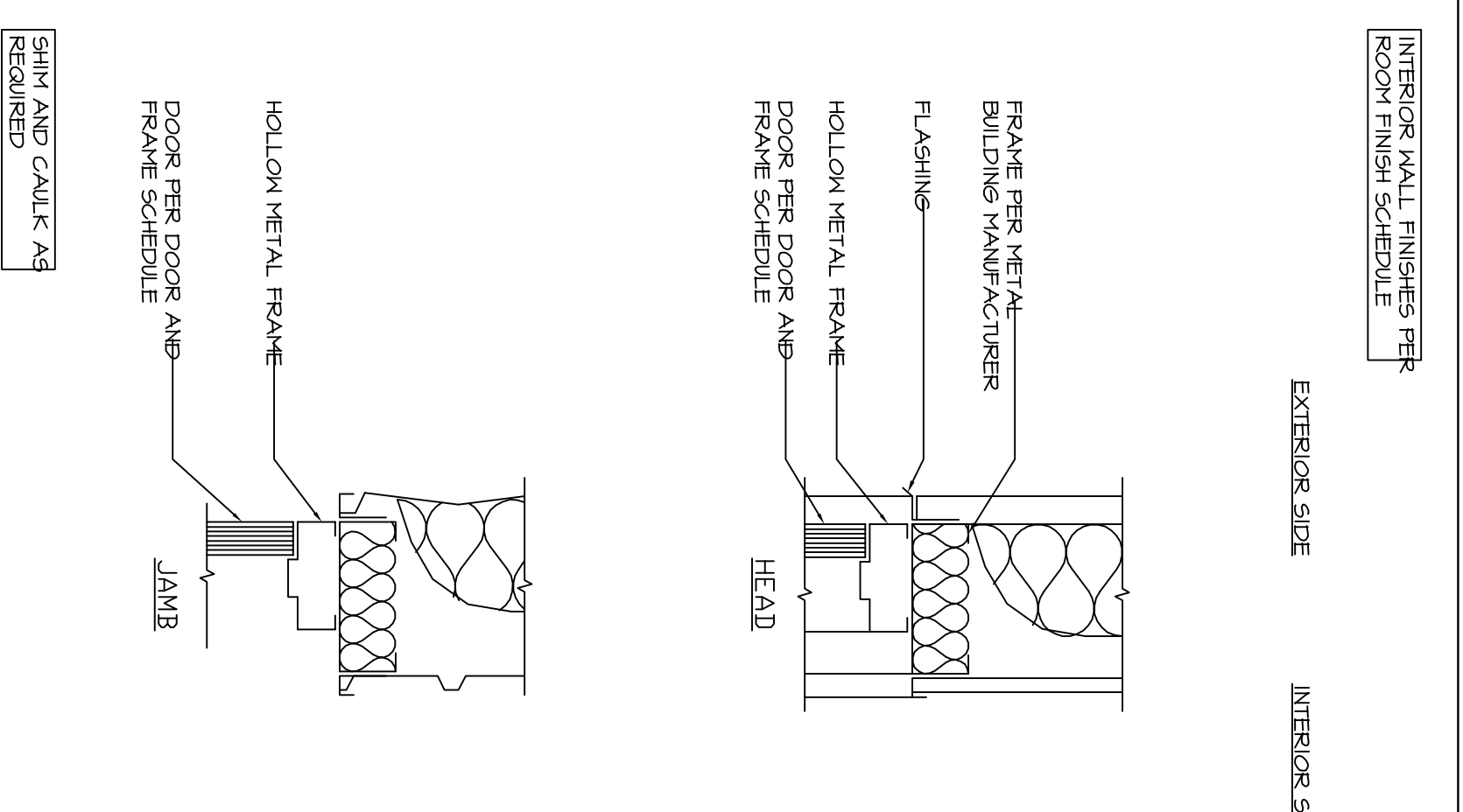
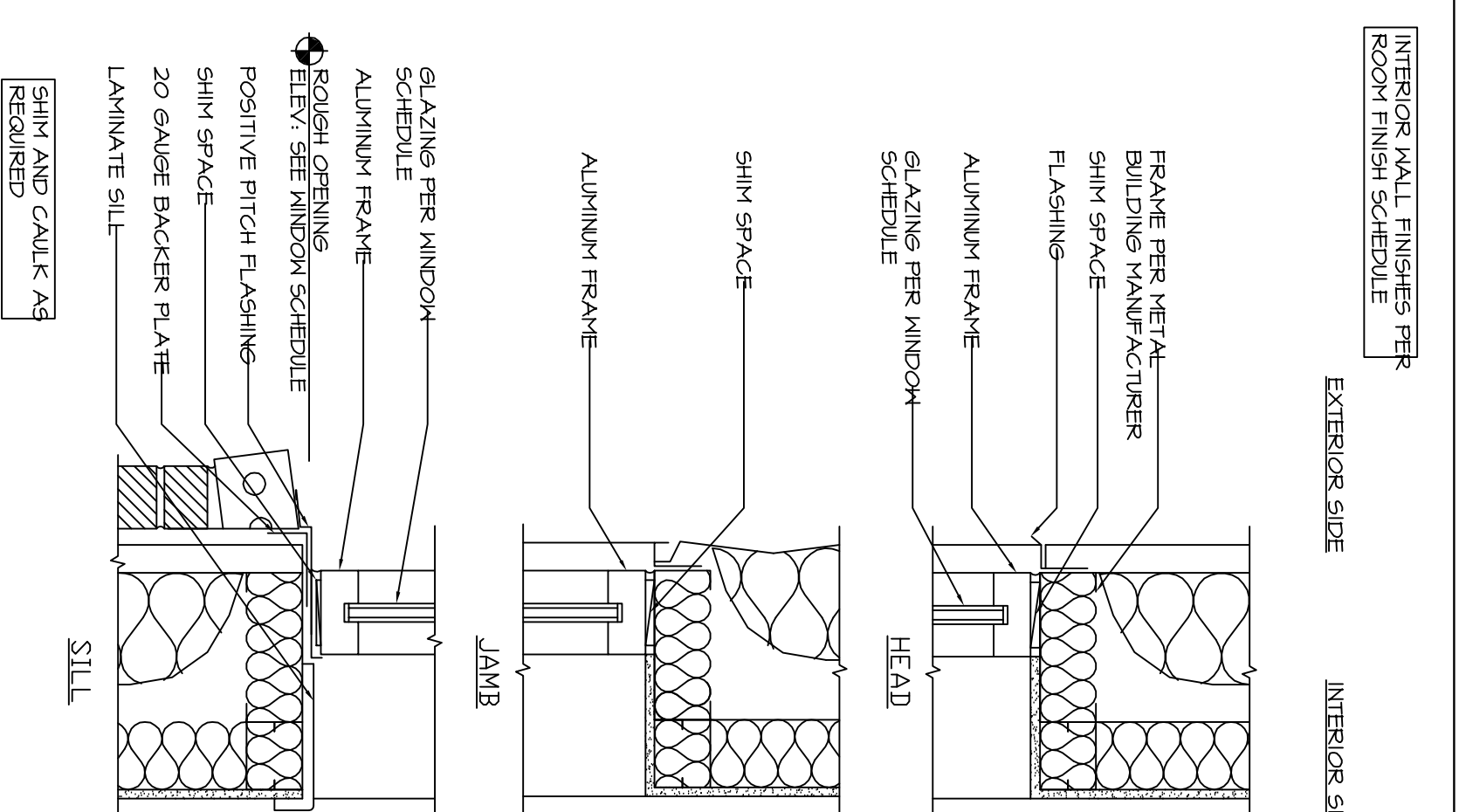
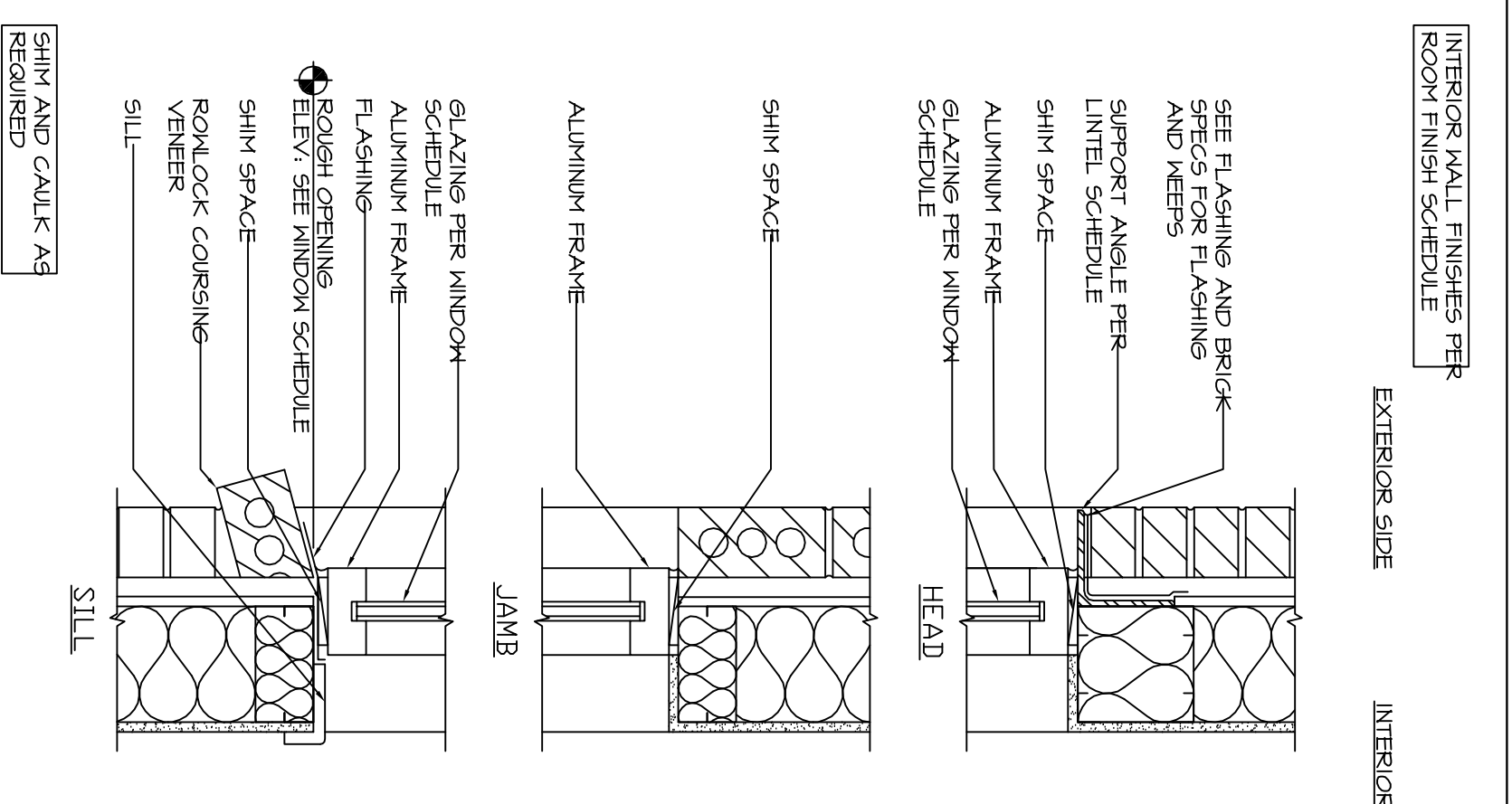
FLEET MAINTENANCE FACILITY BUILDING  
**LAMERS BUS LINES**  
 WILDWOOD FLORIDA  
 SUMTER COUNTY

**Signature Homes**  
 P.O. Box 697 Fruitland Park, FL 34731 Ph 352-787-8168 Fax 352-926-8141

Gregory Fengarinas and Associates Inc.  
 7124 W. Crestview Lane  
 Crystal River, Fla 34484  
 Phone - 352-295-8160  
 FENAS55@GMAIL.COM

Thomas H. Williford  
 Architect  
 FLORIDA REG # 9900  
 PO Box # 236  
 Holder, Fla. 34465  
 Phone - 352-476-1493

NOTE:  
 IT IS THE RESPONSIBILITY OF THE CONTRACTOR TO VERIFY ALL CONSTRUCTION DRAWINGS PRIOR TO COMMENCING CONSTRUCTION  
 THESE PLANS ARE FOR BIDDING PURPOSE ONLY DO NOT USE FOR CONSTRUCTION



NOTE:  
IT IS THE RESPONSIBILITY OF THE CONTRACTOR TO VERIFY ALL CONSTRUCTION DRAWINGS PRIOR TO COMMENCING CONSTRUCTION  
THESE PLANS ARE FOR BIDDING PURPOSE ONLY. DO NOT USE FOR CONSTRUCTION.

Thomas H. Williford  
Architect  
FLORIDA REG # 9900  
PO Box # 236  
Holder, Fla. 34445  
Phone - 352-476-1937

Gregory Fengarinas  
and  
Associates Inc.  
7124 W. Crestview Lane  
Crystal River, Fla. 34429  
Phone - 352-554-8160  
FENAS@COMFIONLINE.NET

Signature Homes  
P.O. Box 697 Fruitland Park, FL 34731 Ph 352-787-8168 Fax 352-926-8141

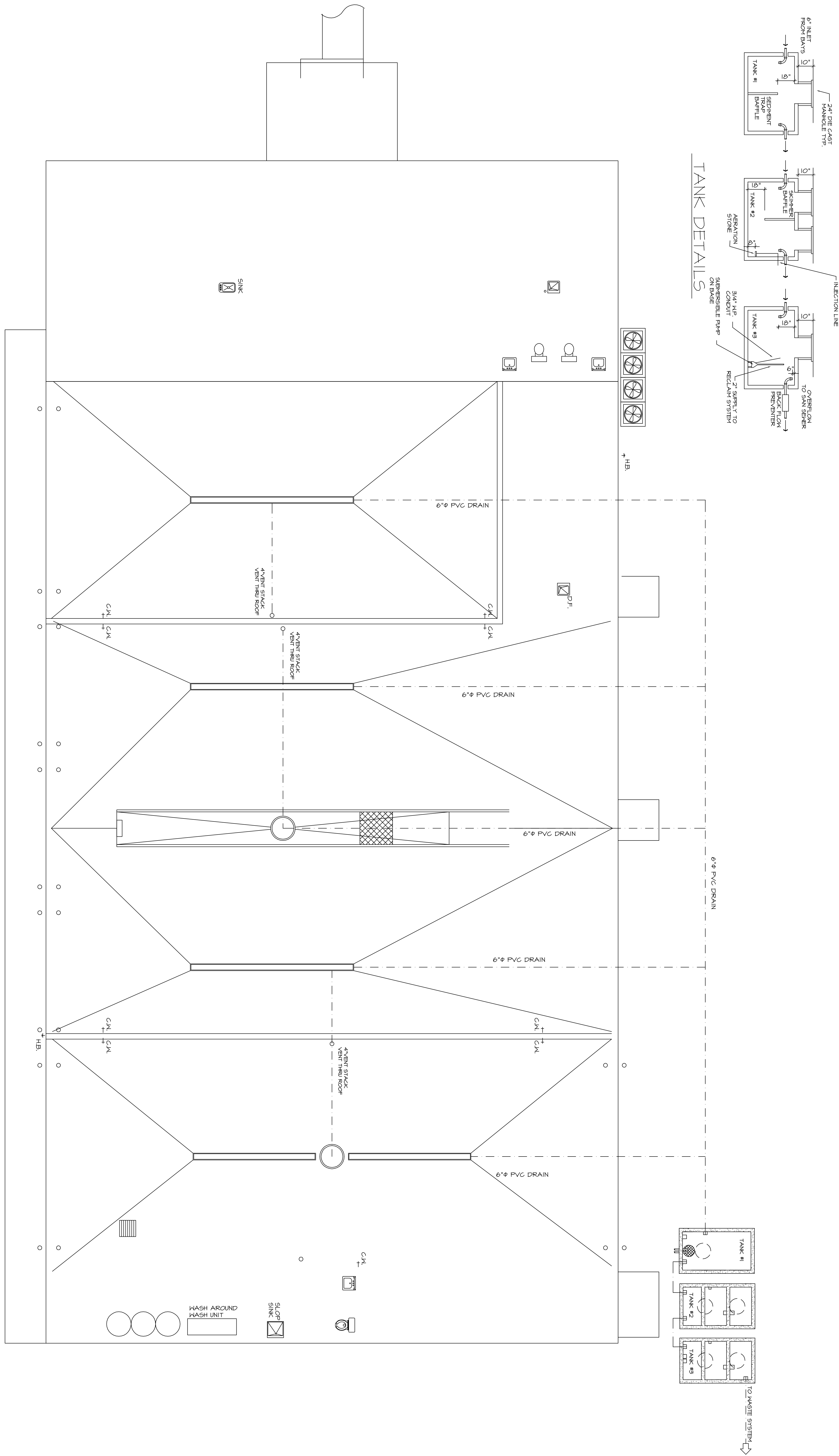
FLEET MAINTENCE FACILITY BUILDING  
LAMERS BUS LINES  
WILDWOOD FLORIDA  
SUMTER COUNTY

LAMERS

DATE 11-9-2012  
PROJECT NO. 12 - 639  
SHEET 1011  
REVISED  
DATE 8-2-2012  
DATE 8-2-2012

# FLOOR DRAIN LAYOUT PLAN

SCALE 5/8" = 1'-0"



FLEET MAINTENANCE FACILITY BUILDING  
**LAMERS BUS LINES**  
 WILDWOOD FLORIDA  
 SUMTER COUNTY

**Signature Homes**

P.O. Box 697 Fruitland Park, FL 34731 Ph 352-787-8168 Fax 352-826-8141

Gregory Fengarinas  
 and  
 Associates Inc.  
 7124 W. Crestview Lane  
 Crystal River, Fla. 34429  
 Phone - 352-564-8160  
 FENASSC@INFLIONLINE.NET

Thomas H. Williford  
 Architect  
 FLORIDA REG # 9900  
 PO Box # 236  
 Holder, Fla. 34445  
 Phone - 352-476-1937

NOTE:  
 IT IS THE RESPONSIBILITY OF THE CONTRACTOR  
 TO VERIFY ALL CONSTRUCTION DRAWINGS PRIOR  
 TO COMMENCING CONSTRUCTION

THESE PLANS ARE FOR BIDDING  
 PURPOSE ONLY DO NOT USE FOR  
 CONSTRUCTION

DATE 1-18-2012	Revised
DATE 8-2-2012	
PROJECT NO. 12 - 638	
SHEET 20111	
PT. DRAINAGE PLAN	



NOTES

(1) CORES ON EACH SIDE OF OPENING TO SET A 2" BARS VERTICAL (CONTINUOUS TO TOP OF WALL) AND SOLID GROUT (OVERBAND DOORS) REINFORCE AND GROUT FIVE CORNERS ON EACH SIDE OF OPENING REINFORCE CORNERS TO BE CONCRETE REINFORCED WITH 10 # 10" W/ WALL.

(2) DOUBLE RING STOPS REQUIRED ON EACH SIDE.

(3) DOUBLE RING STOPS REQUIRED ON EACH SIDE.

(4) DOUBLE RING STOPS REQUIRED ON EACH SIDE.

(5) DOUBLE RING STOPS REQUIRED ON EACH SIDE.

(6) DOUBLE RING STOPS REQUIRED ON EACH SIDE.

(7) DOUBLE RING STOPS REQUIRED ON EACH SIDE.

(8) DOUBLE RING STOPS REQUIRED ON EACH SIDE.

(9) DOUBLE RING STOPS REQUIRED ON EACH SIDE.

(10) DOUBLE RING STOPS REQUIRED ON EACH SIDE.

(11) DOUBLE RING STOPS REQUIRED ON EACH SIDE.

(12) DOUBLE RING STOPS REQUIRED ON EACH SIDE.

(13) DOUBLE RING STOPS REQUIRED ON EACH SIDE.

(14) DOUBLE RING STOPS REQUIRED ON EACH SIDE.

(15) DOUBLE RING STOPS REQUIRED ON EACH SIDE.

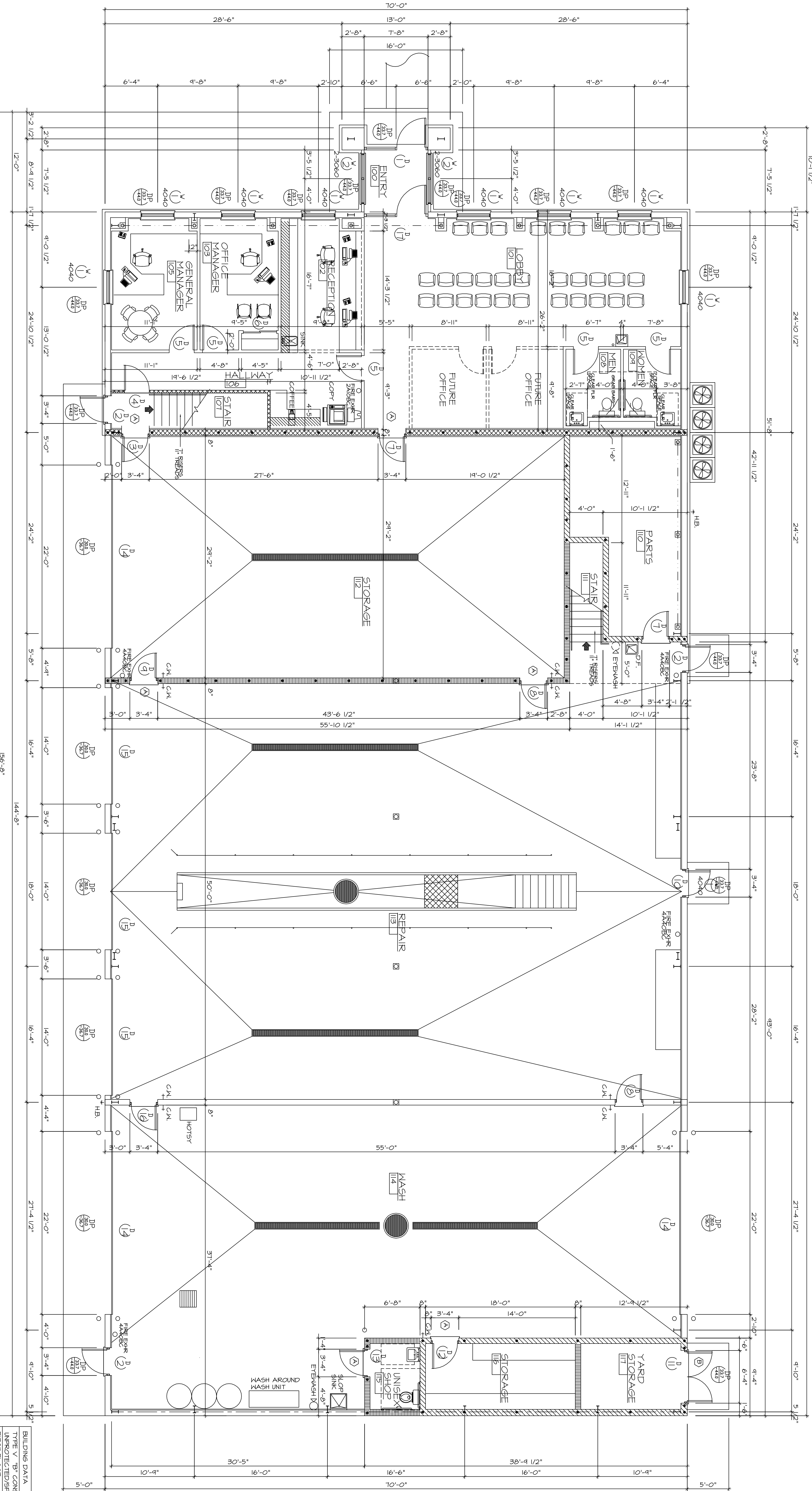
(16) DOUBLE RING STOPS REQUIRED ON EACH SIDE.

(17) DOUBLE RING STOPS REQUIRED ON EACH SIDE.

(18) DOUBLE RING STOPS REQUIRED ON EACH SIDE.

(19) DOUBLE RING STOPS REQUIRED ON EACH SIDE.

(20) DOUBLE RING STOPS REQUIRED ON EACH SIDE.



**FLOOR PLAN**

SCALE 3/16" = 1'-0"

**DOOR SCHEDULE**

STYL	QUNTY.	TYPER	ACTUAL SIZE	STYLE	RATIND	HWKRE	MATL	JAMB	REMARKS
1	1	ENTRY	6'0" X 6'0"	"A"			MTL DR	MTL	
2	3	EXTERIOR	3'0" X 6'0"	"B"			MTL DR	MTL	
3	1	SMING	3'0" X 6'0"	"A"			MTL DR	MTL	
4	2	SMING	3'0" X 6'0"	"C"			MTL DR	MTL	
5	12	SMING	3'0" X 6'0"	"A"			MTL DR	MTL	
6	2	BT-TRGS	4'0" X 6'0"	"A"			MTL DR	MTL	
7	2	SMING	3'0" X 6'0"	"A"			MTL DR	MTL	
8	2	SMING	3'0" X 6'0"	"A"			MTL DR	MTL	
9	1	EXTERIOR	3'0" X 6'0"	"A"			MTL DR	MTL	
10	1	EXTERIOR	3'0" X 6'0"	"A"			MTL DR	MTL	
11	1	SMING	3'0" X 6'0"	"A"			MTL DR	MTL	
12	1	SMING	3'0" X 6'0"	"A"			MTL DR	MTL	
13	3	ROLL-UP	2'2" X 14'0"	"E"			MTL DR	MTL	
14	3	SMING	3'0" X 6'0"	"B"			MTL DR	MTL	
15	1	ENRTY	6'0" X 6'0"	"A"			MTL DR	MTL	

UNTEL SCHEDULE - MARION MASONRY PRODUCTS

STYL	OPENING SIZE	UNTEL	BONDBEAM	LOAD/RLFT
A	4'0"	5" PRECAST (1) #5 (1) #5		3563/1360
B	16"	5" PRECAST (1) #5 (1) #5		2028/717

WINDOW SCHEDULE

STYL	QUNTY.	STYLE	ROUGH OPNG.	REMARKS
1	14	4040	48 1/4" X 50 1/2"	FIXED GLASS
2	2	2-3060	72 1/4" X 74 1/2"	FIXED GLASS

1. ALL WORK SHALL BE IN ACCORDANCE WITH THE SPECIFICATIONS AND CONDITIONS OF CONTRACT.

2. ALL WORK SHALL BE IN ACCORDANCE WITH THE LATEST EDITIONS OF ALL APPLICABLE CODES AND REGULATIONS.

3. ALL WORK SHALL BE IN ACCORDANCE WITH THE LATEST EDITIONS OF ALL APPLICABLE CODES AND REGULATIONS.

4. ALL WORK SHALL BE IN ACCORDANCE WITH THE LATEST EDITIONS OF ALL APPLICABLE CODES AND REGULATIONS.

5. ALL WORK SHALL BE IN ACCORDANCE WITH THE LATEST EDITIONS OF ALL APPLICABLE CODES AND REGULATIONS.

**LAMERS**

LAMERS BUS LINES

WILDWOOD FLORIDA

SUMTER COUNTY

**Signature Homes**

P.O. Box 697 Fruitland Park, FL 34731 Ph 352-787-8168 Fax 352-926-8141

Gregory Fengarinas and Associates Inc.

7124 W. Crestview Lane, Crystal River, Fla. 34429  
Phone 352-564-8160 FAX 352-564-8160  
FENAS@COMFLORONLINE.NET

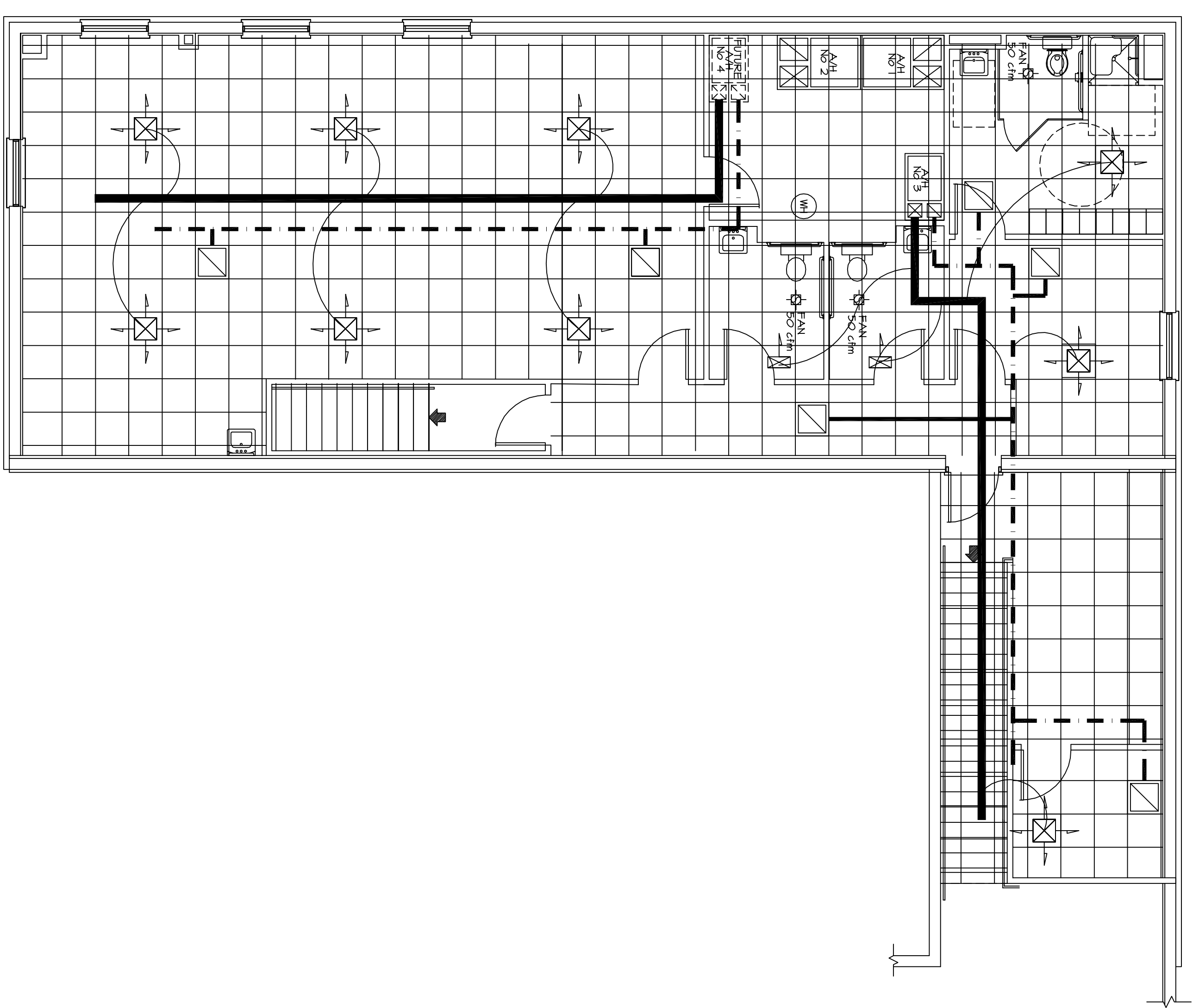
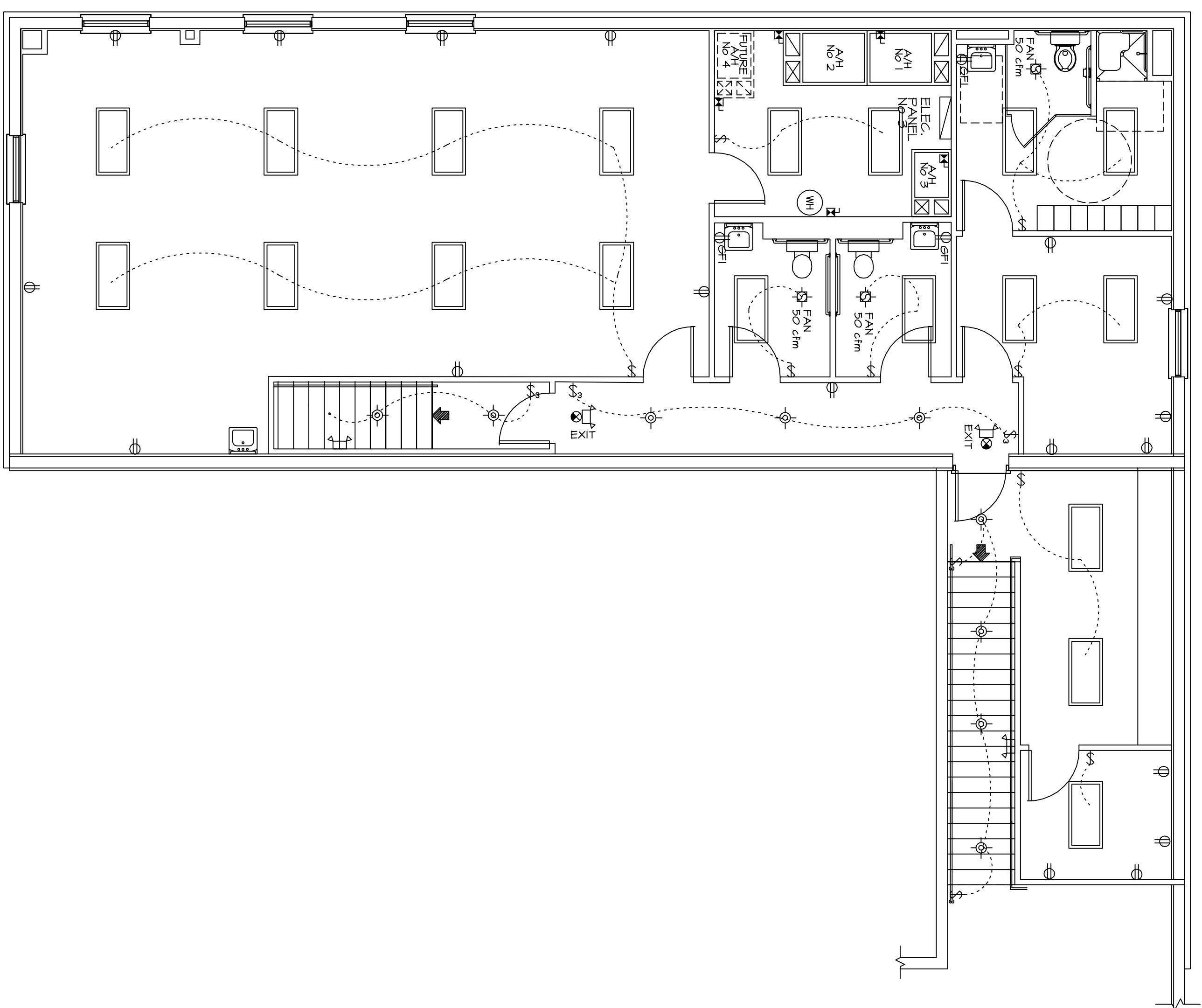
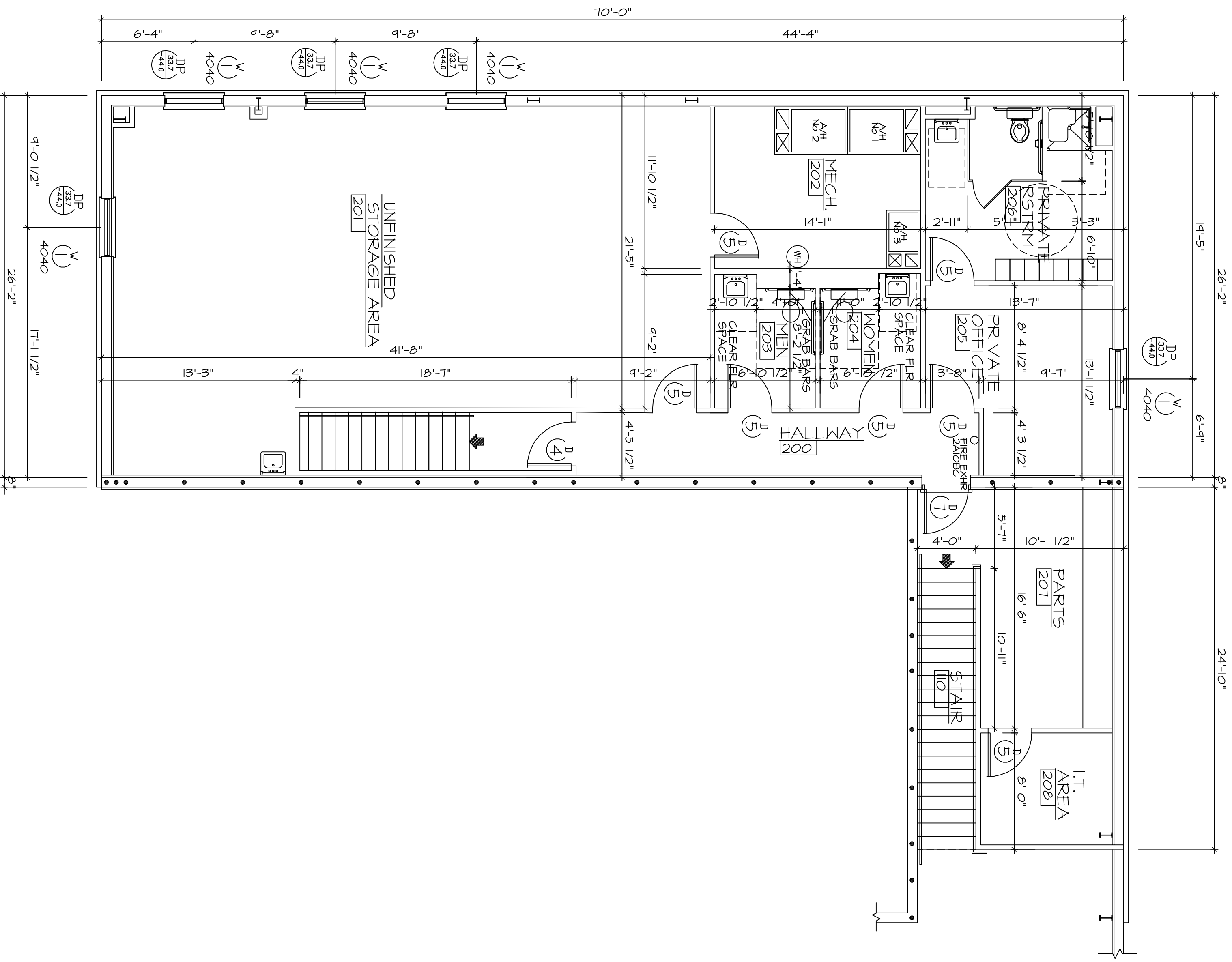
Thomas H. Williford Architect

FLORIDA REG # 9900

PO Box # 236  
Holder, Fla. 3445  
Phone - 352-476-1493

NOTE: IT IS THE RESPONSIBILITY OF THE CONTRACTOR TO VISIT ALL CONSTRUCTION DRAWINGS PRIOR TO COMMENCING CONSTRUCTION.

THESE PLANS ARE FOR BIDDING PURPOSE ONLY AND NOT USE FOR CONSTRUCTION.



FLOOR PLAN  
SCALE 3/16" = 1'-0"

ELECTRICAL PLAN  
SCALE 3/16" = 1'-0"

HVAC PLAN  
SCALE 3/16" = 1'-0"

NOTES: 1. ALL EXTERIOR DOORS TO BE 20 MINUTE FIRE RATED. 2. ALL INTERIOR DOORS TO BE 1 3/4" MIN. CLEARANCE. 3. ALL DOORS TO BE 28" MIN. CLEARANCE. 4. ALL DOORS TO BE 2" MIN. CLEARANCE. 5. ALL DOORS TO BE 2" MIN. CLEARANCE. 6. ALL DOORS TO BE 2" MIN. CLEARANCE. 7. ALL DOORS TO BE 2" MIN. CLEARANCE. 8. ALL DOORS TO BE 2" MIN. CLEARANCE. 9. ALL DOORS TO BE 2" MIN. CLEARANCE. 10. ALL DOORS TO BE 2" MIN. CLEARANCE.

DOOR SCHEDULE

STYL	QUNTY.	TYPE	ACTUAL SIZE	STYLE	RATING	HWKRE	MATL	JAMB	REMARKS
1	1	ENTRY	6'0" X 6'0"	"A"			MTL DR	MTL	
2	3	EXTERIOR	3'0" X 6'0"	"B"			MTL DR	MTL	
3	1	SMING	3'0" X 6'0"	"C"	2 HR	AUTO CLOSER	MTL DR	MTL	
4	2	SMING	3'0" X 6'0"	"A"	2 HR	AUTO CLOSER	MTL DR	MTL	
5	12	SMING	3'0" X 6'0"	"A"			MTL DR	MTL	
6	2	SMING	3'0" X 6'0"	"A"			MTL DR	MTL	
7	1	SMING	3'0" X 6'0"	"A"			MTL DR	MTL	
8	2	SMING	3'0" X 6'0"	"A"			MTL DR	MTL	
9	1	SMING	3'0" X 6'0"	"A"			MTL DR	MTL	
10	1	SMING	3'0" X 6'0"	"A"			MTL DR	MTL	
11	1	SMING	3'0" X 6'0"	"A"			MTL DR	MTL	
12	1	SMING	3'0" X 6'0"	"A"			MTL DR	MTL	
13	1	SMING	3'0" X 6'0"	"A"			MTL DR	MTL	
14	3	ROLL-UP	22'0" X 14'0"	"E"			MTL DR	MTL	
15	1	SMING	3'0" X 6'0"	"C"			MTL DR	MTL	
16	1	SMING	3'0" X 6'0"	"B"			MTL DR	MTL	
17	1	ENTRY	6'0" X 6'0"	"B"			MTL DR	MTL	

INTEL SCHEDULE - MARION MASONRY PRODUCTS

STYL	OPENING	SIZE	INTEL	INTEL	BOND/BEAR	LOAD/RLFT
A	40	64	6" PRECAST	(1) #5	(1) #5	3566/1360
B	16	112	6" PRECAST	(1) #5	(1) #5	2028/717

WINDOW SCHEDULE

STYL	QUNTY.	STYLE	ROUGH OPENG.	REMARKS
1	14	4040	48 1/4" X 50 1/2"	FIXED GLASS
2	2	2-3060	72 1/4" X 74 1/2"	FIXED GLASS

NOTES:  
 (1) CORNER ON EACH SIDE OF OPENING TO SET A 3/8 BAR VERTICAL (CONTINUOUS TO TOP OF MULL) AND SOLID GROUT (OVERHEAD DOORS) VERTICAL, REBAR TO BE CONTINUED THROUGH LITTLE TO TOP OF MULL.  
 (2) DOUBLE KING STUDS REQUIRED ON EACH SIDE.  
 (3) ATTACH LAGBOLT TO EACH SIDE OF OVERHEAD DOORS.  
 (4) DOUBLE KING STUDS REQUIRED ON EACH SIDE.  
 (5) DOUBLE SWAGLERS STUDS REQUIRED ON EACH SIDE.

PROJECT NO. 12 - 6 3 B  
 DATE 1-18-2012  
 DATE 8-23-2012  
 SHEET 4011  
 2ND FLOOR PLANS



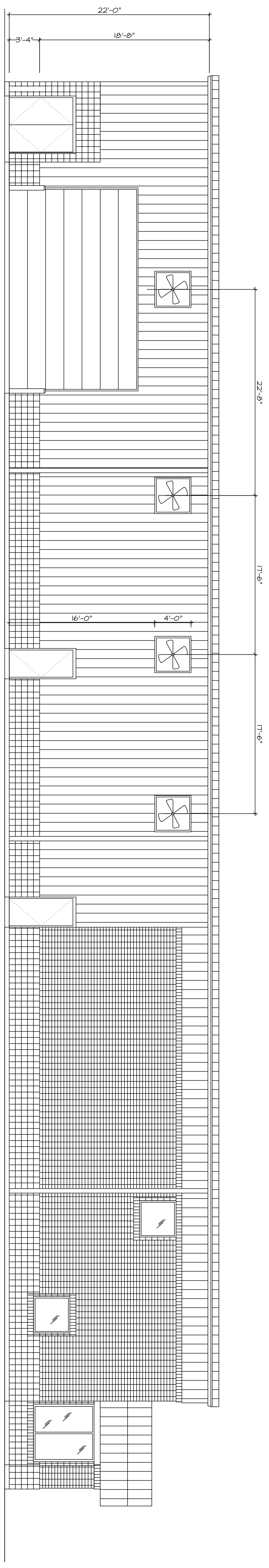
FLEET MAINTENANCE FACILITY BUILDING  
 LAMERS BUS LINES  
 WILDWOOD FLORIDA  
 SUMTER COUNTY

**Signature Homes**  
 P.O. Box 697 Fruitland Park, FL 34731 Ph 352-787-8168 Fax 352-326-8141

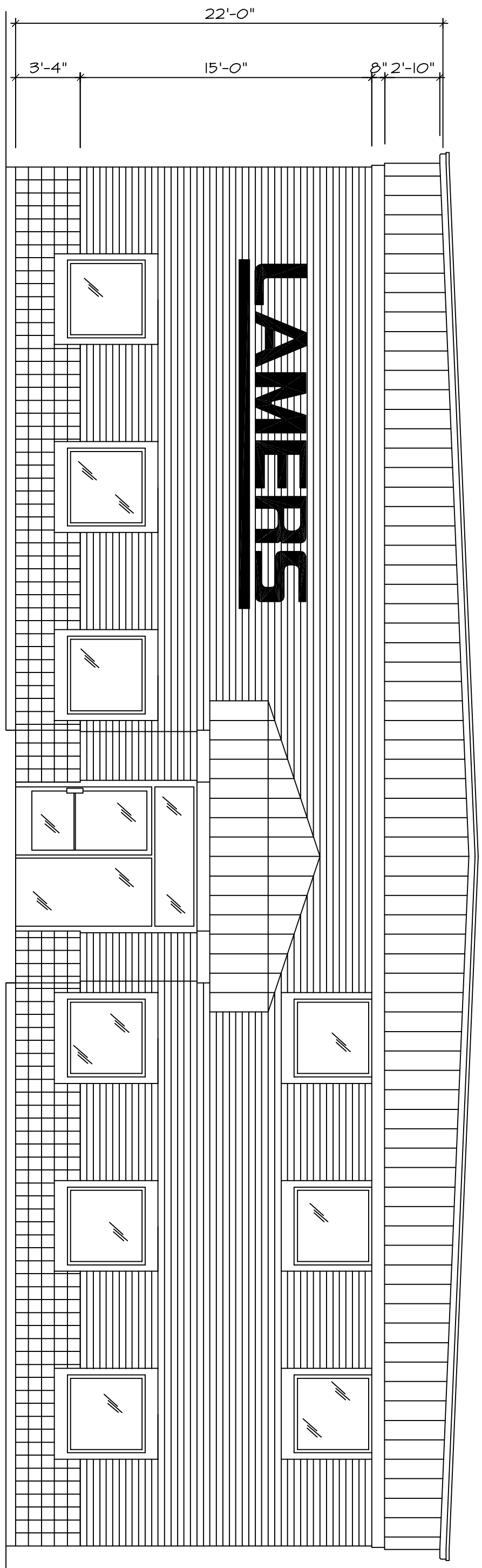
Gregory Fengarinas and Associates Inc.  
 7124 W. Crestview Lane  
 Crystal River, Fla 34429  
 Phone 352-564-8160  
 FENASS@GMAIL.COM

Thomas H. Williford Architect  
 FLORIDA REG # 9900  
 PO Box # 236  
 Holder, Fla. 34445  
 Phone - 352-476-1937


NOTE: IT IS THE RESPONSIBILITY OF THE CONTRACTOR TO VERIFY ALL CONSTRUCTION DRAWINGS PRIOR TO COMMENCING CONSTRUCTION.  
 THESE PLANS ARE FOR BIDDING PURPOSE ONLY. DO NOT USE FOR CONSTRUCTION.




LEFT ELEVATION  
SCALE 3/16" = 1'-0"



FRONT ELEVATION  
SCALE 3/16" = 1'-0"



REAR ELEVATION  
SCALE 3/16" = 1'-0"



RIGHT ELEVATION  
SCALE 3/16" = 1'-0"

NOTE:  
IT IS THE RESPONSIBILITY OF THE CONTRACTOR  
TO VERIFY ALL CONSTRUCTION DRAWINGS PRIOR  
TO COMMENCING CONSTRUCTION

THESE PLANS ARE FOR BIDDING  
PURPOSE ONLY DO NOT USE FOR  
CONSTRUCTION

Thomas H. Williford  
Architect  
FLORIDA REG # 9900  
PO Box # 236  
Holder, Fla. 3445  
Phone - 352-476-1937

Gregory Fengarinas  
and  
Associates Inc.  
7124 W. Crestview Lane  
Crystal River, Fla. 34429  
Phone - 352-564-8160  
FENASCO@INFLONLINE.NET

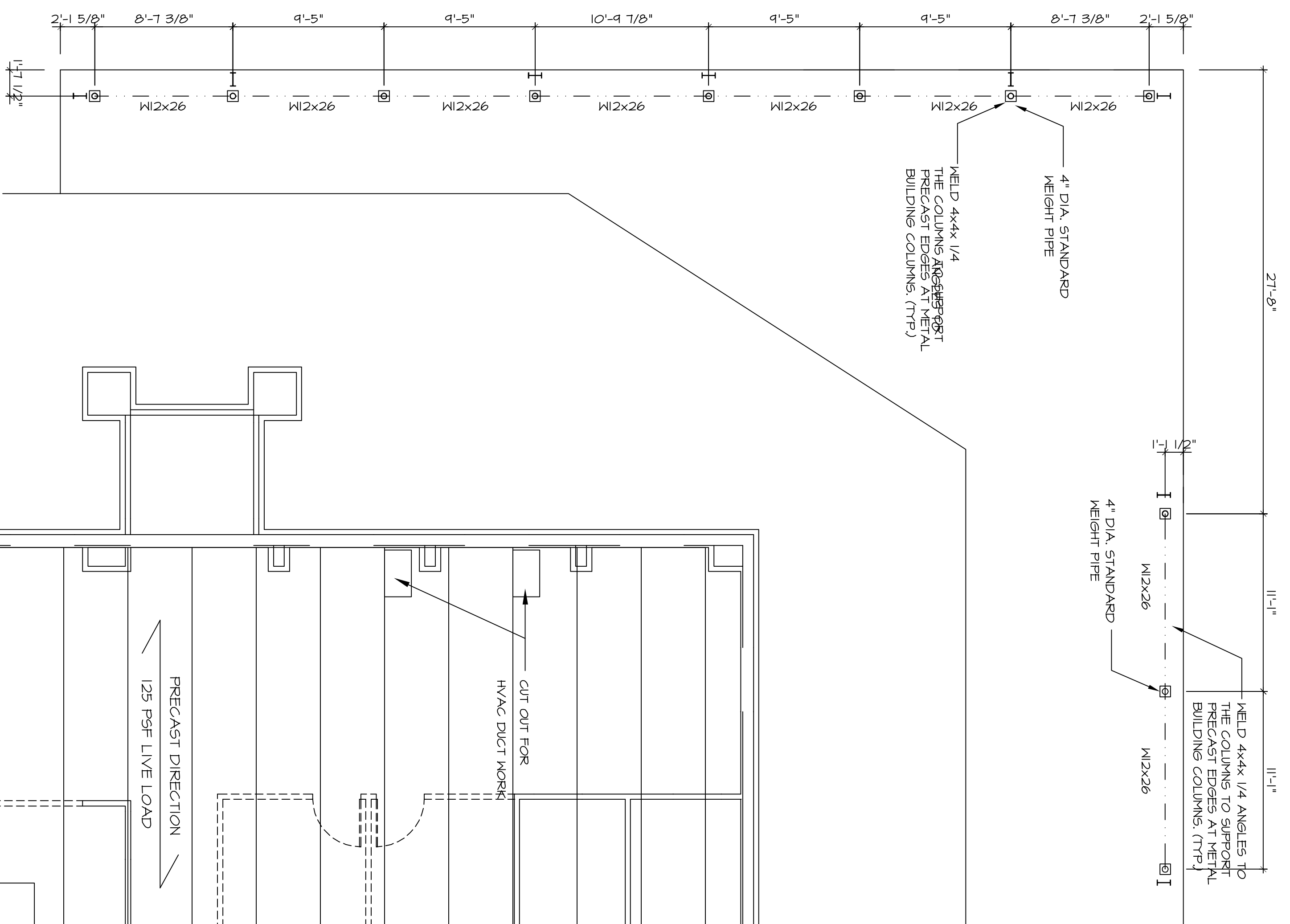
**Signature Homes**  
P.O. Box 697 Fruitland Park, FL 34731 Ph 352-787-8168 Fax 352-926-8141

FLEET MAINTENCE FACILITY BUILDING  
**LAMERS BUS LINES**  
WILDWOOD FLORIDA  
SUMTER COUNTY

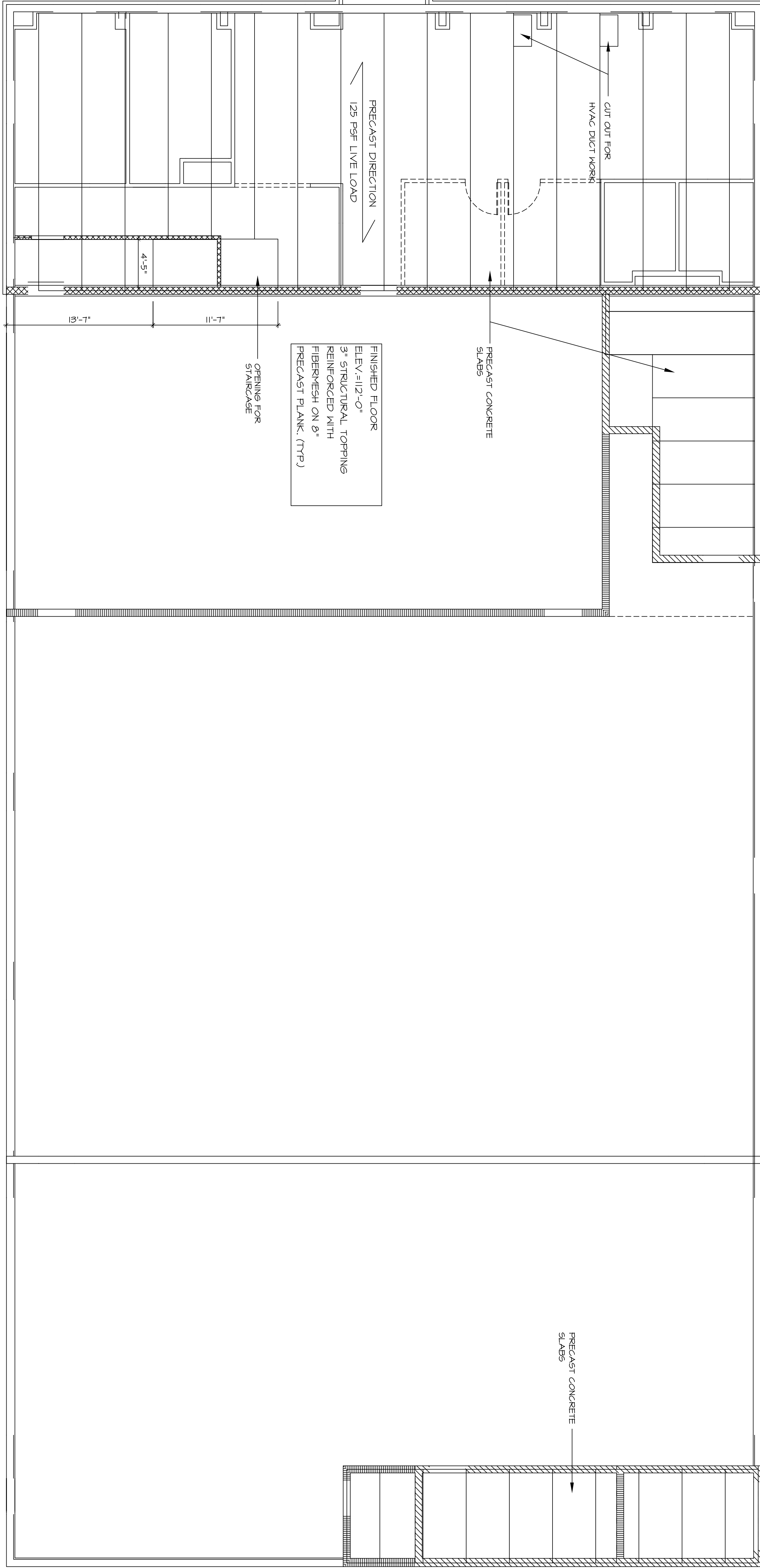


DATE 7-18-2012  
DATE 8-2-2012  
PROJECT NO. 12 - 638  
SHEET 5 of 11  
ELEVATIONS

**COLUMN/BEAM LAYOUT**  
SCALE 3/16" = 1'-0"



NOTE: PRECAST SUPPLIER TO PROVIDE WELDED PLATES AT 4'-0" O.C. FOR ROM OF BEAMS. TACK WELDED PLATES TO SUPPORT BEAMS.



**FLOOR FRAMING PLAN**  
SCALE 3/16" = 1'-0"

NOTE:  
IT IS THE RESPONSIBILITY OF THE CONTRACTOR TO VISIT ALL CONSTRUCTION DRAWINGS PRIOR TO COMMENCING CONSTRUCTION.  
  
THESE PLANS ARE FOR BIDDING PURPOSE ONLY DO NOT USE FOR CONSTRUCTION

Thomas H. Williford  
Architect  
FLORIDA REG # 9900  
PO Box # 236  
Holder, Fla. 34445  
Phone - 352-476-1937

Gregory Fengarinas  
and Associates Inc.  
7124 W. Crestview Lane  
Crystal River, Fla. 34429  
Phone - 352-564-8160  
FENAS@COMFLONLINE.NET

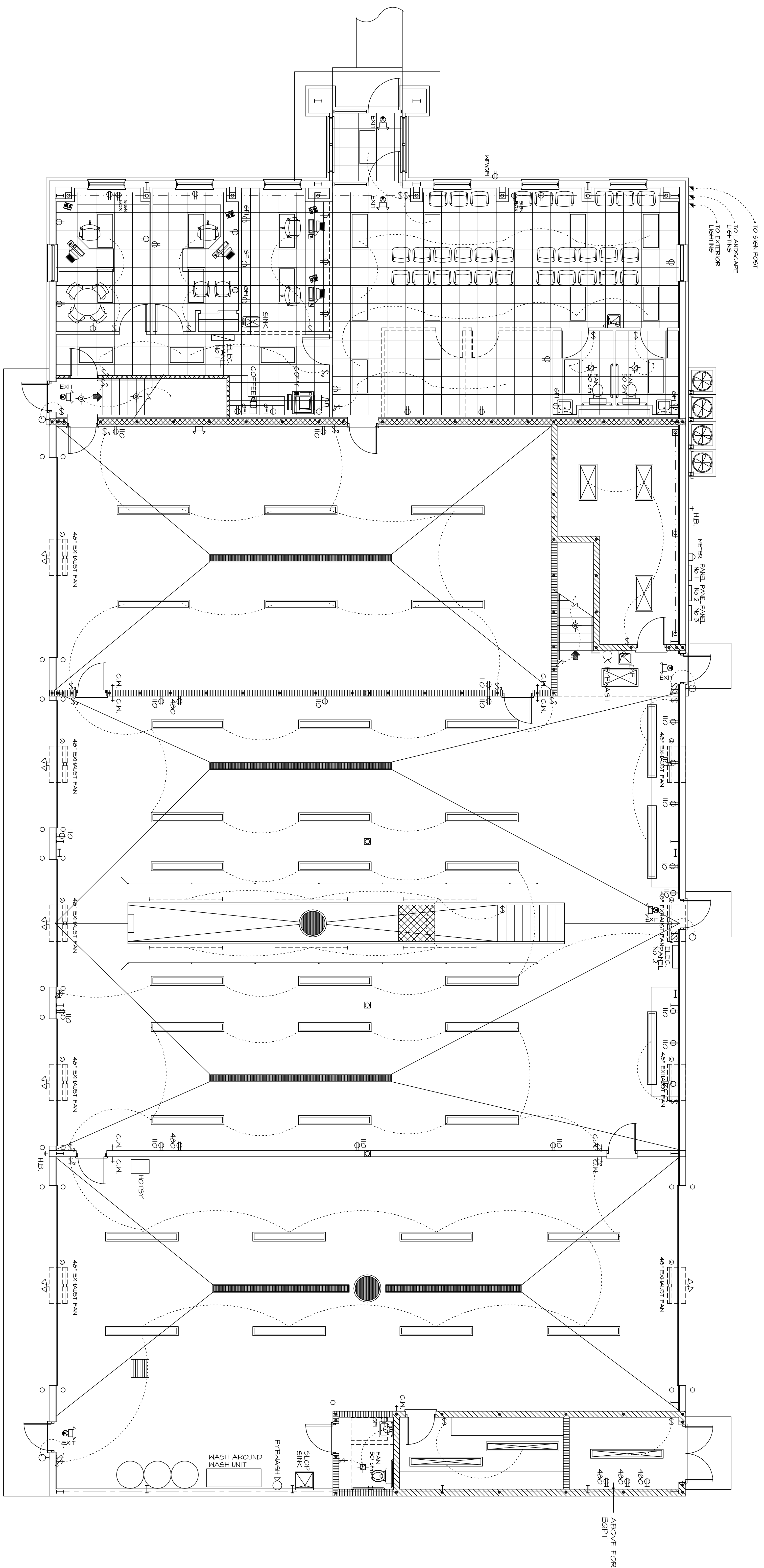
**Signature Homes**  
P.O. Box 697 Fruitland Park, FL 34731 Ph 352-787-8168 Fax 352-326-8141

FLEET MAINTENCE FACILITY BUILSING  
**LAMERS BUS LINES**  
WILDWOOD FLORIDA  
SUMTER COUNTY

**LAMERS**

DATE: 1-18-2012	Revised
DATE: 8-2-2012	
PROJECT NO:	1.2 - 638
SHEET:	0011
FLOOR FRAMING PLAN	





ELECTRICAL PLAN  
SCALE 3/16" = 1'-0"



FLEET MAINTENANCE FACILITY BUILDING  
LAMERS BUS LINES  
WILDWOOD FLORIDA  
SUMTER COUNTY

**Signature Homes**

P.O. Box 697 Fruitland Park, FL 34731 Ph 352-787-8168 Fax 352-226-8141

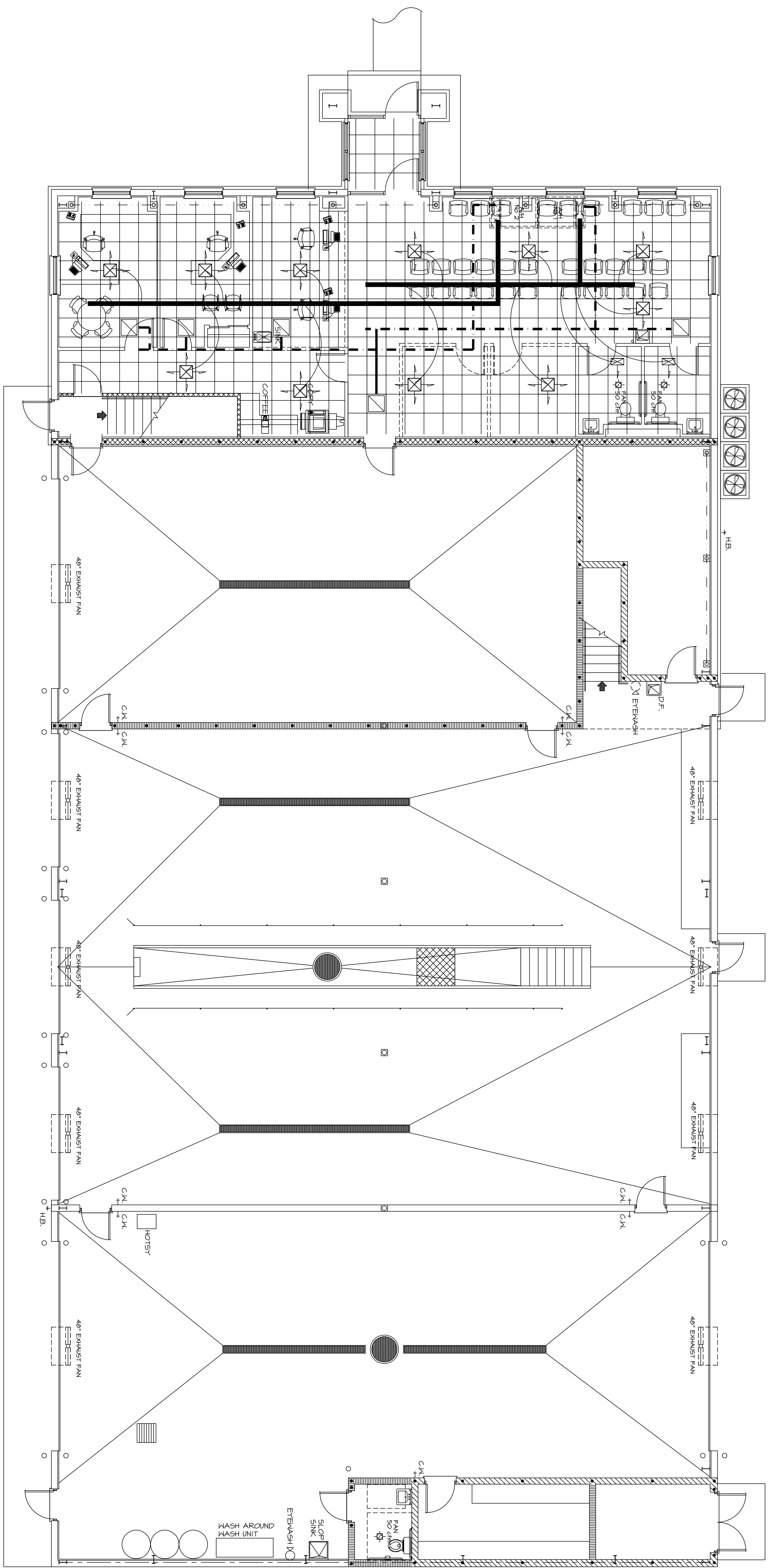
Gregory Fengarinas  
and  
Associates Inc.  
7124 W. Crestview Lane  
Crystal River, Fla 34429  
Phone - 352-554-8160  
FENASS@GMAIL.COM

Thomas H. Williford  
Architect  
FLORIDA REG # 9900  
PO Box # 236  
Holder, Fla. 34445  
Phone - 352-476-1931

NOTE:  
IT IS THE RESPONSIBILITY OF THE CONTRACTOR  
TO VERIFY ALL CONSTRUCTION DRAWINGS PRIOR  
TO COMMENCING CONSTRUCTION

THESE PLANS ARE FOR BIDDING  
PURPOSE ONLY DO NOT USE FOR  
CONSTRUCTION

DATE 1-18-2012	Revised
DATE 8-2-2012	Revised
PROJECT NO 12 - 638	
SHEET 7011	
ELECTRICAL PLAN	



HVAC PLAN  
SCALE 3/16" = 1'-0"



FLEET MAINTENANCE FACILITY BUILDING  
LAMERS BUS LINES  
WILDWOOD FLORIDA  
SUMTER COUNTY

**Signature Homes**

P.O. Box 697 Fruitland Park, FL 34731 Ph 352-787-8168 Fax 352-326-8141

Gregory Fengarinas  
and  
Associates Inc.  
7124 W. Crestview Lane  
Crystal River, Fla. 34429  
Phone - 352-564-8160  
FENASSC@INFLIONLINE.NET

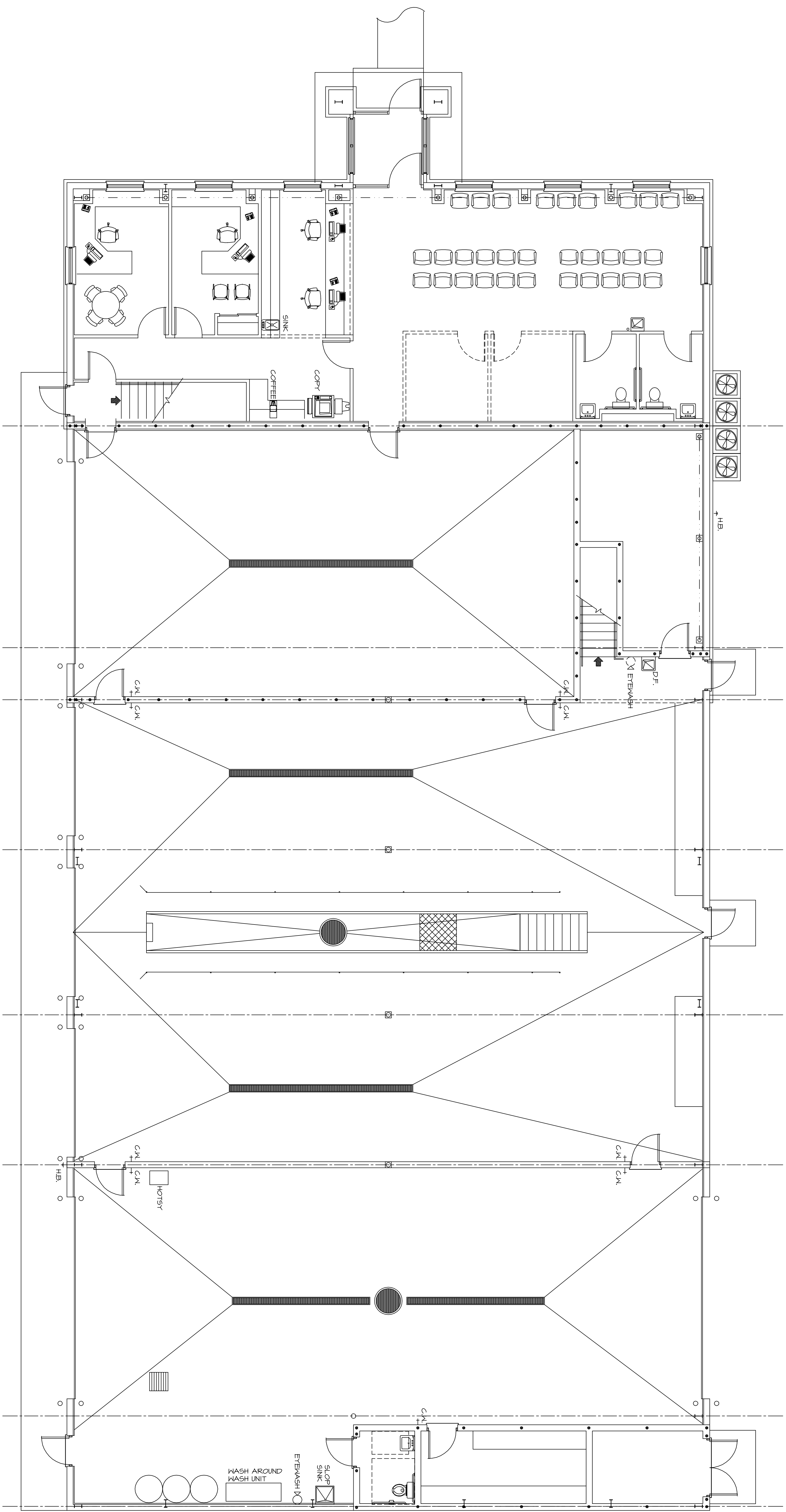
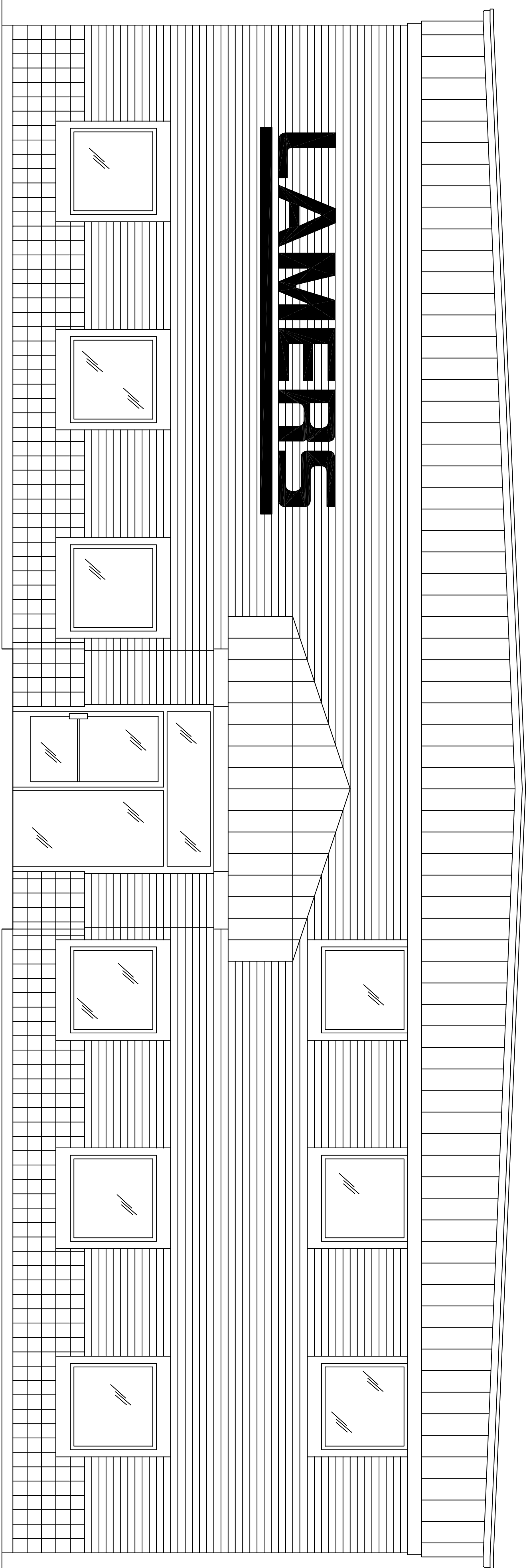
Thomas H. Williford  
Architect  
FLORIDA REG # 9900  
PO Box # 236  
Holder, Fla. 34445  
Phone - 352-476-1931

NOTE:  
IT IS THE RESPONSIBILITY OF THE CONTRACTOR  
TO VISIT ALL CONSTRUCTION DRAWINGS PRIOR  
TO COMMENCING CONSTRUCTION  
  
THESE PLANS ARE FOR BIDDING  
PURPOSE ONLY DO NOT USE FOR  
CONSTRUCTION

DATE 1-18-2012	DATE 8-2-2012
REVISIONS	
PROJECT NO. 12 - 638	
SHEET 8011	HVAC PLAN







BUILDING DATA	
TYPE	V - 1 <sup>st</sup> CONSTRUCTION
PROTECTED/SERIALIZED	
FIRST FLOOR	
OCCUPANCY - GROUP	1 <sup>st</sup> BUSINESS
OCCUPANCY - TIB / 100	= 8 PERSONS
OCCUPANCY - 31	FIXED SEATS
OCCUPANCY - GROUP	1 <sup>st</sup> STORAGE
OCCUPANCY - 510 / 300	= 2 PERSONS
OCCUPANCY - SERVICE BAY	
OCCUPANCY -	= 8 PERSONS
SECOND FLOOR	
OCCUPANCY - GROUP	1 <sup>st</sup> BUSINESS
OCCUPANCY - 438 / 100	= 5 PERSONS
OCCUPANCY - GROUP	1 <sup>st</sup> STORAGE
OCCUPANCY - 160 / 300	= 4 PERSONS
TOTAL OCCUPANCY	58 PERSONS
MAX. 2 STORES	
MAX. 1400 sqft	
200FT MAX TRAVEL / 20' DEAD END	
LAVS / 100 = 6 LAVS	
WATER FOUNTAIN	1 FIXTURES
SERVICE SINK	= 1

NOTE:  
IT IS THE RESPONSIBILITY OF THE CONTRACTOR TO VISIT ALL CONSTRUCTION DRAWINGS PRIOR TO COMMENCING CONSTRUCTION.  
THESE PLANS ARE FOR BIDDING PURPOSE ONLY. DO NOT USE FOR CONSTRUCTION.

Thomas H. Williford  
Architect  
FLORIDA REG # 9900  
PO Box # 236  
Holder, Fla. 34445  
Phone - 352-476-1431

Gregory Fengarinas  
and  
Associates Inc.  
7124 W. Crestview Lane  
Crystal River, Fla. 34424  
Phone - 352-554-8160  
FENASS@GMAIL.COM

**Signature Homes**  
P.O. Box 697 Fruitland Park, FL 34731 Ph 352-787-8168 Fax 352-926-8141

FLEET MAINTENANCE FACILITY BUILDING  
**LAMERS BUS LINES**  
WILDWOOD FLORIDA  
SUMTER COUNTY

**LAMERS**

TABLE OF CONTENTS

10f11	FOUNDATION PLAN
20f11	PIT DRAINAGE PLAN
30f11	FLOOR PLAN
40f11	2nd FLOOR PLANS
50f11	ELEVATIONS
60f11	FLOOR FRAMING PLAN
70f11	ELECTRICAL PLAN
80f11	HVAC PLAN
90f11	DETAILS
100f11	WALL SECTIONS
110f11	BLDG DETAILS

DATE	1.18.2012
REVISION	
DATE	8.23.2012
PROJECT NO.	1.2 - 6.3.8
SHEET	
COVER SHEET	