

TYPICAL ABBREVIATIONS:

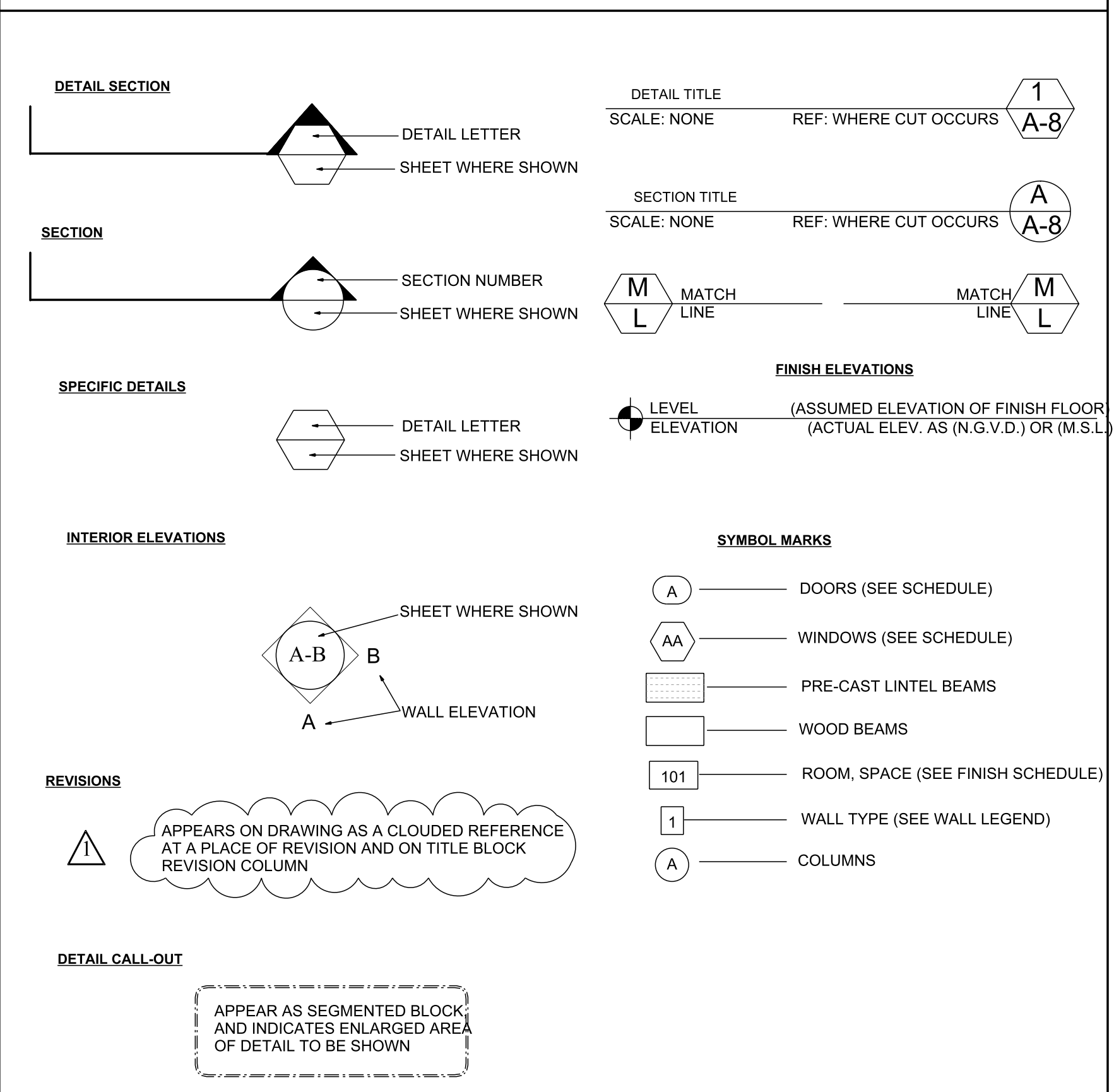
ABV.	---	ABOVE	INT.	---	INTERIOR
A.C.	---	AIR CONDITIONING	INV.	---	INVERT
ACOUS.	---	ACOUSTICAL	JT.	---	JOINT
A.C.T.	---	ACOUSTICAL CEILING TILE	KIT.	---	KITCHEN
ADMIN.	---	ADMINISTRATION	LAV.	---	LAVATORY
A.DRN	---	AREA DRAIN	L.F.	---	LINEAR FEET
ADJ.	---	ADJACENT I ADJUSTABLE	L.P.	---	LOW POINT
A.F.F.	---	ABOVE FINISH FLOOR	MAX.	---	MAXIMUM
AFP	---	ACOUSTICAL FINISH PLASTER	MECH.	---	MECHANICAL
A.H.U.	---	AIR HANDLING UNIT	MFR.	---	MANUFACTURER
ALUM.	---	ALUMINUM	MGR.	---	MANAGER
ANOD.	---	ANODIZED	MH	---	MANHOLE
ARCH.	---	ARCHITECTURAL	MIN.	---	MINIMUM
A.S.B.	---	ASBESTOS	MISC.	---	MISCELLANEOUS
ASPH.	---	ASPHALT	M.O.	---	MASONRY OPENING
ASST.	---	ASSISTANT	MTL.	---	METAL
BAH	---	BAD INSULATION	NA	---	NOT APPLICABLE
BB.	---	BACKER BOARD	NC	---	NON-COMBUSTIBLE
BD.	---	BOARD	N.I.C.	---	NOT IN CONTRACT
BLDG.	---	BUILDING	No. INUM.	---	NUMBER
BLK.	---	BLOCK I BLOCKING	NOM.	---	NOMINAL
BM.	---	BEAM	N.T.S.	---	NOT TO SCALE
B.D.	---	BOTIOM	D.C.	---	ON CENTER
CAB.	---	OF CABINET	O.D.	---	OUTSIDE DIAMETER
CB	---	CATCH BASIN	O.F.I.C.	---	OWNER FURNISHED, CONTRACTOR INSTALLED
CEM.	---	CEMENT	O.H.	---	OVERHANG
C.PLAS.	---	CEMENT PLASTER	OFF.	---	OFFICE
C.G.	---	CORNER GUARD	OPNG.	---	OPENING
C.HGT.	---	CEILING HEIGHT	P.L.	---	PROPERTY LINE
C.JNT.	---	CONTROL JOINT	P.LAM.	---	PLASTIC LAMINATE
CLR.	---	CLEAR (FINISH TO FINISH)	PLAS.	---	PLASTER
COLM.	---	COLUMN	PLUM.	---	PLUMBING
COMP.	---	COMPUTER	PLYWD.	---	PLYWOOD
CPT.	---	CARPET	P.O.B.	---	POINT OF BEGINNING
CT.	---	CERAMIC TILE	PR.	---	PAIR
CLG.	---	CEILING	PTD.	---	PAINTED
CLO.	---	CLOSET	RISE	---	RISER
C.O.	---	CLEAN OUT	R RAD.	---	RADIUS
CLM.	---	COLUMN	R.D.	---	ROOF DRAIN
CONC.	---	CONCRETE	REF.	---	REFERENCE
CONT.	---	CONTINUOUS	REFL.	---	REFLECTED
C.M.U.	---	CONCRETE MASONRY UNIT	REINF.	---	REINFORCED
DETL.	---	DETAIL	REQ.	---	REQUIRED
DIA.	---	DIAMETER	RM.	---	ROOM
DIR.	---	DIRECTOR	R.O.	---	ROUGH OPENING
DN.	---	DOWN	RT	---	RESILIENT TILE
D.O.	---	DOOR OPENING	SC	---	SOLID CORE
DR.	---	DOOR	SCHD.	---	SCHEDULE
DWR.	---	DRAWER	SERV.	---	SERVICE
DWG.	---	DRAWING	SHR.	---	SHOWER
EA.	---	EACH	SHT.	---	SHEET
ELEC.	---	ELECTRICAL	SIM.	---	SIMILAR
ELEV.	---	ELEVATION	SPECS.	---	SPECIFICATIONS
EL	---	ELEVATOR	SQ.	---	SQUARE
E.N.C.	---	EXISTING, NO CHANGE	SL.	---	SLOPE
E.O.S.	---	EDGE OF SLAB	SLD.	---	SLIDING
EQ.	---	EQUAL	SREF	---	STATE REQUIREMENTS FOR EDUCATIONAL FACILITIES (1999 ED.)
EQUIP.	---	EQUIPMENT	S.S.	---	SERVICE SINK
E.W.C.	---	ELECTRIC WATER COOLER	S.STL.	---	STAINLESS STEEL
EXH.	---	EXHAUST	STL	---	STEEL
EXIST.	---	EXISTING	STOR.	---	STORAGE
EXT.	---	EXTERIOR	STRUC.	---	STRUCTURAL
EXP.JT.	---	EXPANSION JOINT	SUSP.	---	SUSPENDED
FBC 2010	---	FLORIDA BUILDING CODE (2010)	SYM.	---	SYMMETRICAL
F.D.	---	FIRE DAMPER	T	---	TREAD
F.F.E.	---	FINISH FLOOR ELEVATION	TEL.	---	TELEPHONE
F.F.®E.	---	FIXTURES, FURNITURE, AND EQUIPMENT	TEMP.	---	TEMPERED
F.F.P.C.	---	FLORIDA FIRE PROTECTION CODE	THK.	---	THICKNESS
FIXT.	---	FIXTURE	T.O.	---	TOP OF
FLASH.	---	FLASHING	TYP.	---	TYPICAL
FL.D.	---	FLOOR DRAIN	UA	---	UNLIMITED AREA
F.O.F.	---	FACE OF FINISH	U.C.	---	UNDER COUNTER
F.R.	---	FIRE RATED	U.L.	---	UNDERWRITERS LABORATORY
GA.	---	GAUGE	U.N.O.	---	UNLESS OTHERWISE NOTED
GALV.	---	GALVANIZED	VERT.	---	VERTICAL
GEN.	---	GENERATOR	VEST.	---	VESTIBULE
GL	---	GLASS	V.I.F.	---	VERIFY IN FIELD
G.W.B.	---	GYPSTUM WALL BOARD	VWC	---	VINYL WALL COVERING
HIC	---	HANDICAP	VT	---	VINYL TILE
HC	---	HOLLOW CORE	W I	---	WITH
HDWD.	---	HARDWOOD	W.C.	---	WATER CLOSET
HM	---	HOLLOW METAL	WD	---	WOOD
HORIZ.	---	HORIZONTAL	W I O	---	WITHOUT
HGT.	---	HEIGHT	WP.	---	WATERPROOF
H.P.	---	HIGH POINT	WT.	---	WEIGHT
I.DIA.	---	INSIDE DIAMETER			
INSUL.	---	INSULATION			

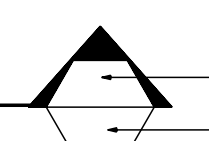
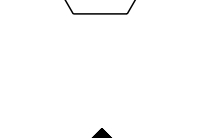
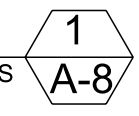
GENERAL NOTES AND CONDITIONS:

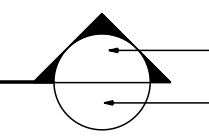
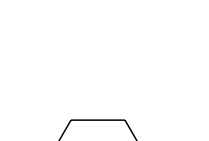
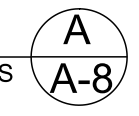

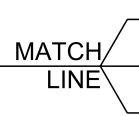
- CONTRACTOR SHALL COMPLY WITH THE FLORIDA BUILDING CODE 2014, FLA. FIRE PREVENTION CODE 2014. PERMITS SHALL BE POSTED IN A VISIBLE PLACE AT ALL TIMES. ALL PERMITS, UTILITY AND METER CONNECTION FEES SHALL BE OBTAINED AND PAID FOR BY THE CONTRACTOR.
- ALL WORK, MATERIALS AND EQUIPMENT UTILIZED IN THIS PROJECT SHALL BE NEW AND INSTALLED IN STRICT ACCORDANCE WITH THE MANUFACTURERS RECOMMENDATIONS AND SPECIFICATIONS.
- ALL WORK FOR THIS PROJECT SHALL CONFORM TO STANDARDS PUBLISHED BY RECOGNIZED PROFESSIONAL AND INDUSTRY ORGANIZATIONS AS PER FBC.
- CONTRACTOR SHALL BE RESPONSIBLE FOR VISITING THE SITE PRIOR TO BIDDING AND FAMILIARIZING HIMSELF WITH ALL EXISTING CONDITIONS AFFECTING THE WORK, INCLUDING BUT NOT LIMITED TO PRIVATE AND PUBLIC UTILITIES, ON AND OFF SITE, ACCESS ROADS AND OTHER SUPPORT FACILITIES.
- CONTRACTOR TO REMOVE, RELOCATE OR RE-ROUTE, AS NECESSARY, ELECTRICAL, TELEPHONE, WATER, SEWER, GAS OR ANY OTHER UTILITY LINES ENCOUNTERED AND SHALL COORDINATE THIS WORK WITH ALL LOCAL UTILITY COMPANIES.
- CONTRACTOR SHALL IMMEDIATELY NOTIFY THE ENGINEER OF ANY UNEXPECTED OR UNKNOWN FIELD CONDITIONS, ERRORS, OMISSIONS, OR DISCREPANCIES IN THE DRAWINGS, PROJECT MANUAL, OR CONTRACT DOCUMENTS PRIOR TO PROCEEDING WITH THE WORK OR SHOP FABRICATIONS.
- CONTRACTOR SHALL PREPARE AND MAINTAIN ALL CONSTRUCTION AREAS, AS WELL AS SURROUNDING AREAS FREE OF DEBRIS OR HAZARDOUS EQUIPMENT AT ALL TIMES.
- CONTRACTOR SHALL BE RESPONSIBLE FOR THE REPAIR AND/OR THE REPLACEMENT OF ANY ITEMS DAMAGED DURING CONSTRUCTION OR CLEAN-UP. CONSTRUCTION PERSONNEL SHALL BE CONFINED TO THE LIMITS OF THE CONSTRUCTION AREA. ALL OSHA REGULATIONS FOR CONSTRUCTION AREAS SHALL BE STRICTLY FOLLOWED.
- DRAWINGS ARE NOT TO BE SCALED. WRITTEN DIMENSIONS SHALL BE FOLLOWED.
- ALL DIMENSIONS ARE BASED ON NOMINAL SIZES OF MEMBERS AND ARE GIVEN TO THE OUTER FACE OF SUCH MEMBERS, NOT TO FACE OF FINISH MATERIALS UNLESS OTHERWISE NOTED ON DRAWINGS. WHERE A DIMENSION IS LABELED "CLEAR" IT IS TAKEN FROM THE FACE OF FINISH MATERIALS TO FACE OF FINISH MATERIALS.
- CONTRACTOR TO SUBMIT SHOP DRAWINGS FOR REVIEW BY ARCHITECT/ENGINEER BEFORE COMMENCING FABRICATION AND/OR INSTALLATION OF ALL APPLICABLE ITEMS FOR CONSTRUCTION. ALL SHOP DRAWINGS DIMENSIONS SHALL BE FIELD VERIFIED, REVIEWED AND APPROVED BY CONTRACTOR BEFORE SUBMITTAL. SHOP DRAWINGS WHICH ARE INCOMPLETE OR LACKING SUFFICIENT INFORMATION WILL BE RETURNED WITHOUT REVIEW. REFER TO DRAWINGS FOR ADDITIONAL REQUIREMENTS.
- THE USE OF FIRE RETARDANT TREATED WOOD IS PROHIBITED. PRESSURE TREATED WOOD SHALL BE USED WHERE WOOD IS IN CONTACT WITH CONCRETE OR MASONRY OR IN CONTACT WITH THE ELEMENTS (EXTERIOR).
- CONTRACTOR TO FURNISH AND INSTALL ALL METAL AND WOOD BLOCKING REQUIRED FOR WALL MOUNTED OR BRACED FIXTURES, MILLWORK, SHELVES, BATHROOM FIXTURES AND ACCESSORIES OR BY OTHER ITEMS DESCRIBED IN INTERIOR DESIGN AND ARCHITECTURAL DRAWINGS. BLOCKING TO SUPPORT THE IMPOSED LOAD.
- IN ADDITION TO WALL TYPES SHOWN ON PLANS THE CONTRACTOR SHALL REFER TO THE ROOM FINISH SCHEDULE, INTERIOR ELEVATIONS AND DETAILS FOR ADDITIONAL INFORMATION REGARDING FINISHES.
- CONTRACTOR SHALL COORDINATE WITH MECHANICAL AND ELECTRICAL CONTRACTORS THE LOCATION OF ALL ACCESS PANELS SO AS TO ALLOW FOR PROPER EQUIPMENT ACCESSIBILITY, MAINTENANCE AND/OR OPERATION OF THE BUILDING SYSTEMS PRIOR TO THE START OF WORK. THE OMISSIONS OF ANY OR ALL ACCESS PANELS DOES NOT RELIEVE THE CONTRACTOR OF THE RESPONSIBILITY FROM PROVIDING AND INSTALLING SUCH PANELS OR DOORS. ACCESS PANELS IN RATED ELEMENTS SHALL HAVE THE SAME FIRE RATING.
- CONTRACTOR TO PROVIDE ACCESS PANELS WHERE APPLICABLE.
- CONTRACTOR SHALL PAINT ALL VISIBLE SURFACES OF FACTORY PRIMED OR FACTORY PAINT FINISHED EQUIPMENT, A.C. GRILLS OR REGISTERS, COVERS, ETC. UNLESS SPECIFICALLY NOTED OTHERWISE VERIFY AND COORDINATE COLORS WITH INTERIOR DESIGN AND OWNER.

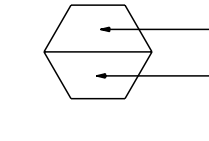


- BEFORE INSTALLATION, THE CONTRACTOR SHALL COORDINATE WITH THE ENGINEER THE EXACT MOUNTING LOCATION AND HEIGHTS OF ALL SWITCHES, WALL RECEPTACLES, PLUGS, THERMOSTATS AND OTHER WALL MOUNTED FIXTURES.
- ALL INTERIOR AND EXTERIOR JOINTS BETWEEN DIFFERENT MATERIALS OR FINISHES SHALL RECEIVE A BEAD OF CAULKING OR FORM A REVEAL TO MATCH COLOR OF ADJACENT SURFACE. COORDINATE COLORS WITH ARCHITECT.
- CONTRACTOR SHALL BE RESPONSIBLE FOR REMOVING ALL DEBRIS AND CONSTRUCTION MATERIAL FROM THE SITE (REFER TO NOTE #7). CONTRACTOR SHALL ALSO BE RESPONSIBLE FOR PROPERLY CLEANING ALL AREAS PRIOR TO FINAL ACCEPTANCE BY THE OWNER INCLUDING BUT NOT LIMITED TO WINDOWS, FLOORS, WALLS, DOORS, EQUIPMENT, ETC.
- UPON COMPLETION OF THIS PROJECT, THE CONTRACTOR SHALL GIVE TO THE OWNER A COMPLETE SET OF AS-BUILT CIVIL, LANDSCAPE, ARCHITECTURAL, MECHANICAL, PLUMBING, ELECTRICAL AND ALONG WITH THE WRITTEN GUARANTIES, OPERATION AND MAINTENANCE MANUALS OF ALL EQUIPMENT AND FINISHES INSTALLED. THE CONTRACTOR SHALL MAINTAIN A CURRENT SET OF AS-BUILT DRAWINGS AND SPECIFICATIONS. INFORMATION SHALL BE RECORDED BY CONTRACTOR AS CONSTRUCTION PROGRESSES AND REVIEWED FOR COMPLETENESS AT EACH REQUISITION REQUEST. REFER TO PROJECT MANUAL.
- CONTRACTOR SHALL PROVIDE PROPER SAFEGUARDS DURING ALL PHASES OF CONSTRUCTION, IN ACCORDANCE WITH F.B.C., F.F.P.C., O.S.H.A.
- CONTRACTOR TO INSTALL BARRIERS AS NECESSARY AND REQUIRED AROUND PERIMETER OF ALL CONSTRUCTION LIMITS TO PROTECT THE PUBLIC. SEE NOTE 7 ABOVE.
- CONTRACTOR TO PROVIDE A SAFETY PLAN PRIOR TO START OF CONSTRUCTION TO CLEARLY DELINEATE AREAS FOR CONSTRUCTION, SAFETY BARRIERS, EXITS, CONSTRUCTION TRAFFIC DURING THE VARIOUS PHASES AND WHEN CONDITIONS CHANGE. SEE NOTE 7 ABOVE.

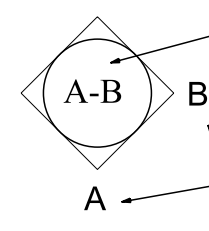

TYPICAL LEGEND:




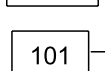
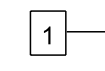





DETAIL SECTION
 DETAIL LETTER
 SHEET WHERE SHOWN
 DETAIL TITLE
 SCALE: NONE REF: WHERE CUT OCCURS  A-8

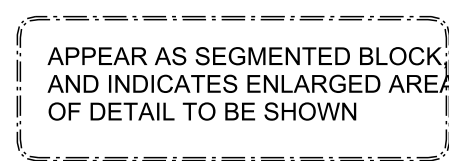
SECTION
 SECTION NUMBER
 SHEET WHERE SHOWN
 SECTION TITLE
 SCALE: NONE REF: WHERE CUT OCCURS  A
 MATCH LINE  MATCH LINE

SPECIFIC DETAILS
 DETAIL LETTER
 SHEET WHERE SHOWN
FINISH ELEVATIONS
 LEVEL ELEVATION (ASSUMED ELEVATION OF FINISH FLOOR)
 (ACTUAL ELEV. AS (N.G.V.D.) OR (M.S.L.))

INTERIOR ELEVATIONS
 SHEET WHERE SHOWN
 WALL ELEVATION


SYMBOL MARKS
 DOORS (SEE SCHEDULE)
 WINDOWS (SEE SCHEDULE)
 PRE-CAST LINTEL BEAMS
 WOOD BEAMS
 ROOM, SPACE (SEE FINISH SCHEDULE)
 WALL TYPE (SEE WALL LEGEND)
 COLUMNS

REVISIONS
 APPEARS ON DRAWING AS A CLOUDED REFERENCE AT A PLACE OF REVISION AND ON TITLE BLOCK REVISION COLUMN

DETAIL CALL-OUT
 APPEAR AS SEGMENTED BLOCK AND INDICATES ENLARGED AREA OF DETAIL TO BE SHOWN

WRITTEN DIMENSIONS ON THESE DOCUMENTS SHALL TAKE PRECEDENCE OVER ALL SCALED DIMENSIONS. CONTRACTORS ARE TO VERIFY AND BE RESPONSIBLE FOR ALL DIMENSIONAL SETBACKS & CONDITIONS AT THE JOB SITE. ENGINEER/DESIGNER SHALL BE NOTIFIED OF ANY VARIATIONS IN DIMENSIONS, SETBACKS AND/OR CONDITIONS BEFORE SAID CONSTRUCTION IS AUTHORIZED. SHOP DRAWINGS SHALL BE MARKED "REVIEWED BY THE ENGINEER/DESIGNER" BEFORE FABRICATION OF PARTS IS APPROVED.

GREENDESIGN
 GREEN DESIGN CONSTRUCTION & DEVELOPMENT, LLC
 JOHN H. CREWELL, P.E. #40290
 4499 SE KUBIN AVE, STUART, FLORIDA 34997
 (888) 634-7428 (772) 213-0336
 WWW.GDCFLORIDA.COM



SHEET DETAILS
 -ABBREVIATIONS
 -GENERAL NOTES
 -LEGEND

REVISION DATE:
 10/05/2015

CLIENT:
MCHARDY INVESTMENTS
 432 SE MLK BLVD
 STUART, FL 34994
 PIN# 04-38-41-019-009-0010-0

PROJECT:
 M.C.'S GRILLE
 & OFFICE

DRAWN
 S.M.K.
CHECKED
 JK
DATE
 April 18, 2014
SCALE
 AS NOTED
JOB NO.
 MCH-2013-48

SHEET
A-100

