

NOTICE OF ACCEPTANCE (NOA)

Owens Corning
One Owens Corning Parkway
Toledo, OH 43659

SCOPE:

This NOA is being issued under the applicable rules and regulations governing the use of construction materials. The documentation submitted has been reviewed by Miami-Dade County Product Control Division and accepted by the Board of Rules and Appeals (BORA) to be used in Miami-Dade County and other areas where allowed by the Authority Having Jurisdiction (AHJ).

This NOA shall not be valid after the expiration date stated below. The Miami-Dade County Product Control Division (In Miami Dade County) and/or the AHJ (in areas other than Miami Dade County) reserve the right to have this product or material tested for quality assurance purposes. If this product or material fails to perform in the accepted manner, the manufacturer will incur the expense of such testing and the AHJ may immediately revoke, modify, or suspend the use of such product or material within their jurisdiction. BORA reserves the right to revoke this acceptance, if it is determined by Miami-Dade County Product Control Division that this product or material fails to meet the requirements of the applicable building code.

This product is approved as described herein, and has been designed to comply with the Florida Building Code and the High Velocity Hurricane Zone of the Florida Building Code.

DESCRIPTION: VentSure Ridge Vent

LABELING: Each unit shall bear a permanent label with the manufacturer's name or logo, city, state and following statement: "Miami-Dade County Product Control Approved", unless otherwise noted herein.

RENEWAL of this NOA shall be considered after a renewal application has been filed and there has been no change in the applicable building code negatively affecting the performance of this product.

TERMINATION of this NOA will occur after the expiration date or if there has been a revision or change in the materials, use, and/or manufacture of the product or process. Misuse of this NOA as an endorsement of any product, for sales, advertising or any other purposes shall automatically terminate this NOA. Failure to comply with any section of this NOA shall be cause for termination and removal of NOA.

ADVERTISEMENT: The NOA number preceded by the words Miami-Dade County, Florida, and followed by the expiration date may be displayed in advertising literature. If any portion of the NOA is displayed, then it shall be done in its entirety.

INSPECTION: A copy of this entire NOA shall be provided to the user by the manufacturer or its distributors and shall be available for inspection at the job site at the request of the Building Official.

This revise and renews NOA# 02-0129.06 and consists of pages 1 through 3.
The submitted documentation was reviewed by Alex Tigera.



ROOFING ASSEMBLY APPROVAL

Category: Roofing
Sub-Category: 07720 Static Roof Vent
Materials: Plastic

TRADE NAMES OF PRODUCTS MANUFACTURED OR LABELED BY APPLICANT:

<u>Product</u>	<u>Dimensions</u>	<u>Test Specification</u>	<u>Product Description</u>
Vent Sure Ridge Vent	11-1/4" wide, 5/8" high, lengths of 4' & 8'	TAS 100(A)	Ridge ventilation system.
Vent Sure Rigid Roll	11-1/4" wide, 5/8" high, lengths of 20' & 50'	TAS 100(A)	Ridge ventilation system.

TRADE NAMES OF PRODUCTS MANUFACTURED BY OTHERS:

<u>Product</u>	<u>Dimensions</u>	<u>Test Specification</u>	<u>Product Description</u>	<u>Manufacturer</u>
Asphalt Roof Cement		ASTM D 4586	Asbestos-free, asphalt based roof cement.	generic
Asphalt Primer		ASTM D 41	Asphalt Primer	generic
Roofing Nails	Min. #12 x 1 1/4"	PA 114	Corrosion resistant annular ring shank nails	generic
Sheet Metal Screws	Min. #10 x 1/2"	PA 114	Sheet metal screw	generic

EVIDENCE SUBMITTED:

<u>Test Agency/Identifier</u>	<u>Name</u>	<u>Report</u>	<u>Date</u>
Omega Point Laboratories, Inc.	ASTM D 1929-91	163332-109020	06/11/01
	ASTM D 635-98	163332-109022	06/11/01
	ASTM D 2843-93	163332-109021	07/11/01




NOA No.: 07-0125.01
 Expiration Date: 10/31/12
 Approval Date: 03/29/07
 Page 2 of 3

APPROVED APPLICATIONS

Tradename: Vent Sure Ridge Vent & Vent Sure Rigid Roll

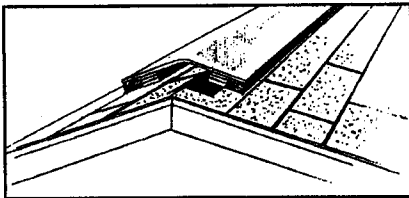
System Type A: Mechanical attachment of ridge vent system over composition shingles.

Cutout:

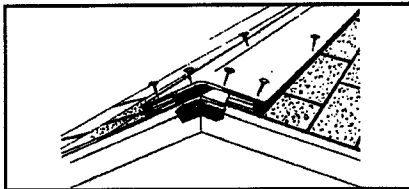


1. Determine whether the rafters are truss or ridgepole construction. Cut sheathing 2" (truss) or 3-1/2" (ridge pole) wide slot (1" truss or 1-3/4" ridge pole on each side) of the ridge(s). A minimum of 6" must be left uncut on each end of the ridge. Once the slot is cut and any overlapping shingles covering the ridge are trimmed and removed, the ridge is ready for vent installation.

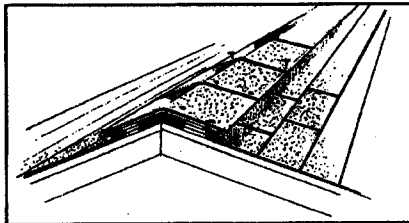
Installation:



2. Place the Vent Sure vent, routed side down along entire length of slot also covering the 6" minimum uncut ridge on both ends. Multiple lengths of vent can be joined by butting them together.



3. Pull apart a 3" or 5-1/4" precut section of the foam endcap. Using construction adhesive or sealant caulk, insert the endcap into the end of the vent. Using four (4) 2" galvanized roofing nails, attach vent to the roof deck by driving a nail in each of the two corners on both ends of the vent, and a nail at each side through the foam cap.



4. After vent has been installed, cut ridge shingles, preform, and nail with roofing nails in a common overlapping pattern. Nails should be approximately 5" apart and long enough to penetrate the wood roof deck at least 1/2". Repeat this procedure until vents have been installed over all roof ridges.

Net Free Area: Refer to manufacturers published literature

Minimum Slope: 3:12

LIMITATIONS:

1. Refer to applicable building codes for required ventilation.
2. Ridge vent ventilators shall not be installed on roof mean heights greater than 33 ft.

END OF THIS ACCEPTANCE



NOA No.: 07-0125.01
Expiration Date: 10/31/12
Approval Date: 03/29/07
Page 3 of 3