2 South Elevation
SCALE: 1/8" = 1'-0"

1 North Elevation
SCALE: 1/8" = 1'-0"

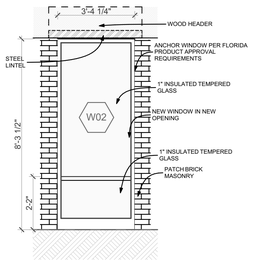

7 Window Elevation
SCALE: 3/8" = 1'-0"

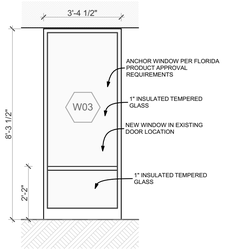

6 Window Elevation
SCALE: 3/8" = 1'-0"

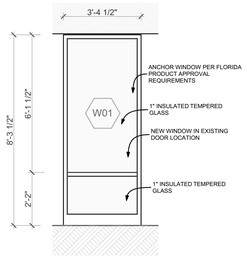

5 Window Elevation
SCALE: 3/8" = 1'-0"

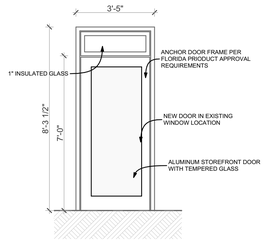

4 Storefront Door Elevation
SCALE: 3/8" = 1'-0"

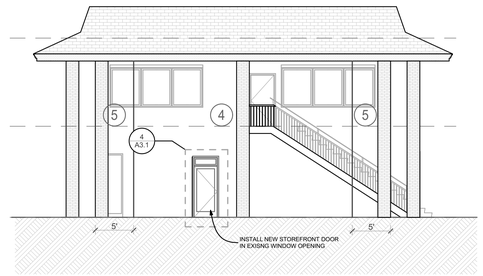

3 5 East Elevation
SCALE: 1/8" = 1'-0"

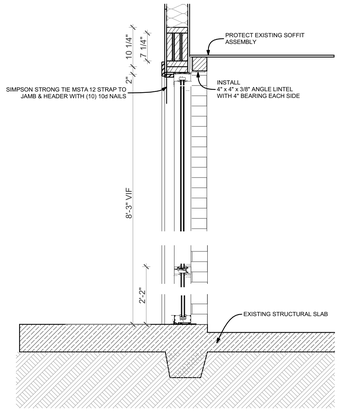

11 Window Detail at New Opening
SCALE: 3/4" = 1'-0"

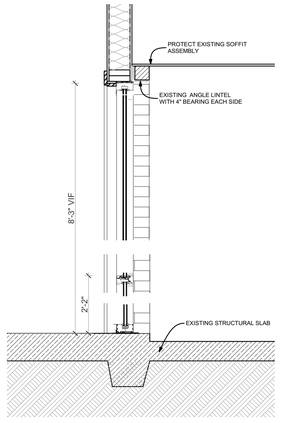

10 Window Detail at Exist. Opening
SCALE: 3/4" = 1'-0"

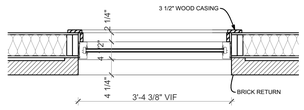

9 Jamb Detail - Door Sim
SCALE: 3/4" = 1'-0"

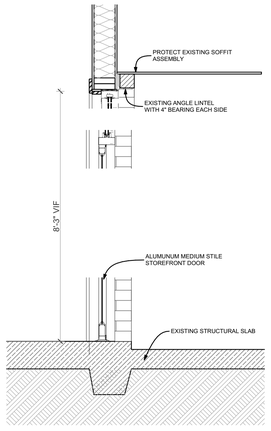

8 Storefront Door Detail
SCALE: 3/4" = 1'-0"

GENERAL NOTES

1. The governing Code for this Project is the Florida Building Code, 6th Edition (2017). This Code prescribes which edition of each referenced standard applies to this Project.

2. Construction is to comply with the requirements of the governing Building Code and all other applicable Federal, State, and Local Codes, Standards, Regulations and Laws.

3. Use these Notes in conjunction with the Project Specifications. If a conflict exists, the more stringent governs.

4. Design Wind Loads
   - Governing Code: Florida Building Code, 6th Edition / ASCE 7-10
   - Basic Wind Speed: V_{ult} = 120 mph
     V_{asd} = 93 mph
   - Building Risk Category: II
   - Wind Exposure: B
   - Internal Pressure Coefficient: GCpi = +/- 0.18
   - Directionality Factor: K_d = 0.85
   - Mean Roof Height: 25'-0"

COMPONENTS AND CLADDING WIND WALL PRESSURES (psf)

ZONE	HEIGHT (FT)	AREA (SF)					
		10	20	50	100	200	500
4	ALL HEIGHTS	±30	-30/25	-30/25	±25	±25	-25/20
5	ALL HEIGHTS	-35/30	-35/25	-30/25	-30/25	-30/25	-25/20

WIND PRESSURE NOTES

1. Numbers on this sheet are the components and cladding gross factored load pressures perpendicular to the surface (in P.S.F.) based on tributary area. Multiply factored load pressures by the square root of 0.6 to obtain wind pressures for service loads using allowable stress design (ASCE 7-10 2.3).

2. Pressures are derived from ASCE 7-10.

3. Negative pressures act away from surface, positive pressures act toward surface.

Thursday, February 20, 2020
BIMcloud: PE-R520 - BIMcloud/Misc Projects/Florida ARF

STATE OF FLORIDA
CONNOR D. ROSS
AR0008766
REGISTERED ARCHITECT

Digitally signed by Connor D Ross
Date: 2020.02.20 20:53:57 -05'00'

THESE DRAWINGS AND RENDERINGS ARE INSTRUMENTS OF SERVICE. THE DRAWINGS AND COPIES THEREOF, INCLUDING ELECTRONIC MEDIA AND CAD FILES, ARE THE PROPERTY OF GILCHRIST ROSS CROWE ARCHITECTS, P.A. THEIR USE, REPRESENTATION OR REPRODUCTION IN ACTUAL OR CONTENT BY ANY ENTITY THAT POSSESSES THEM FOR ANY PURPOSE EXCEPT BY WRITTEN AGREEMENT WITH THE ARCHITECT IS PROHIBITED. THIS COPYRIGHT NOTIFICATION SHALL BE TRUE AS IF DIRECTLY PLACED ON EACH DRAWING EXHIBIT OR RENDERING ON THIS DOCUMENT AND SHALL NOT BE REMOVED FROM THESE DOCUMENTS.

Consultants:

PHASE:	DRAWN BY:	REVIEWED BY	DATE:
SCHEMATIC DESIGN	EE	EE	01-22-2020
100% CONSTR DOCUMENTS	EE	CR	02-20-2020
PERMIT DOCUMENTS			

Rev-ID	Ch-ID	Change Name	Date

Office Renovation
for
Florida Association of Rehabilitation Facilites

1113 E. Tennessee Street
Tallahassee, Florida 32308

GRC Project Number 19260

gilchrist ross crowe
architecture interior design planning
architects

413 ALL SAINTS STREET TALLAHASSEE, FLORIDA 32301
(850) 222-8100 www.architects-gca.com

SIGNATURE

DRAWING NAME
Exterior Elevations & Details

SHEET
A3.1