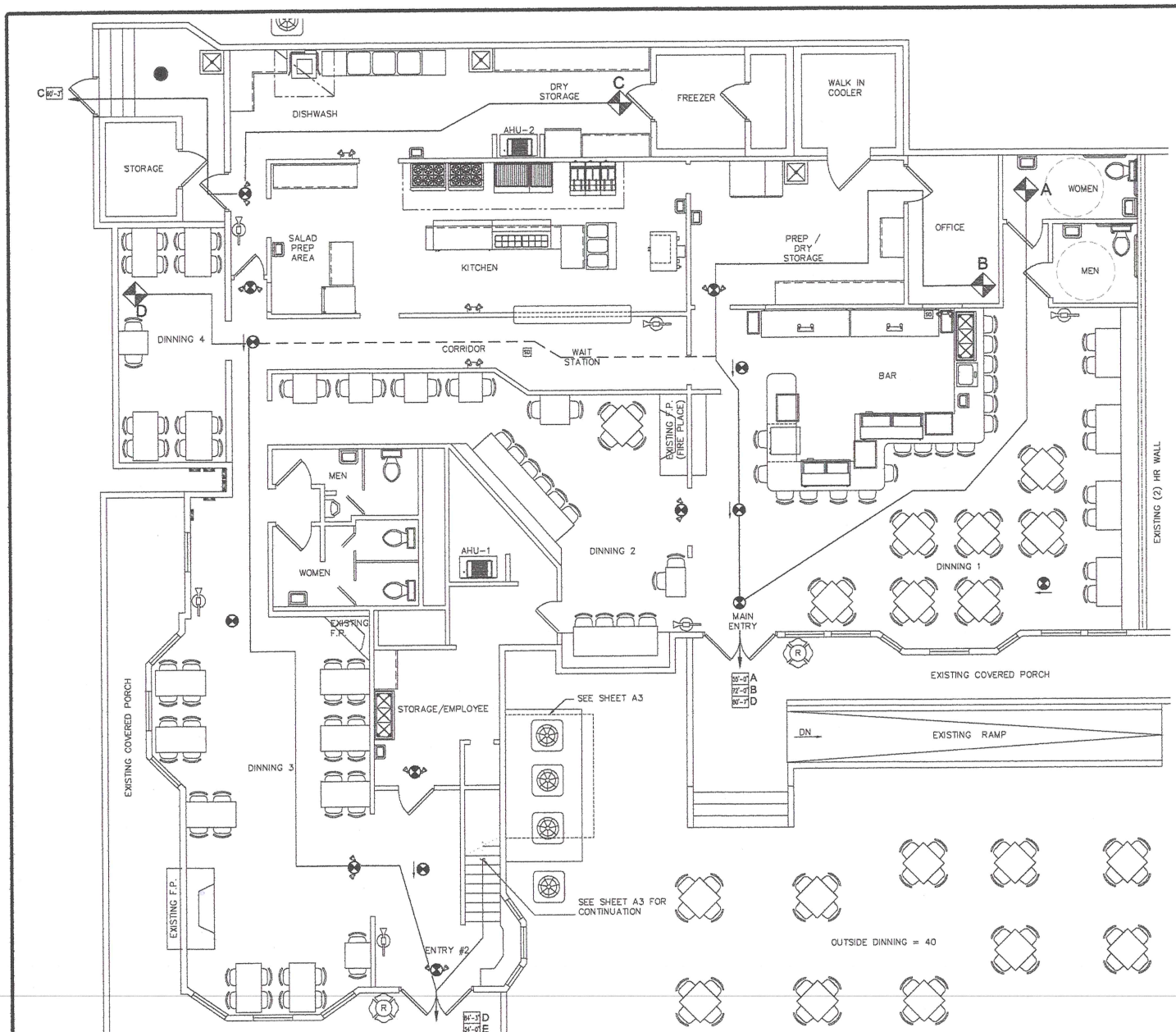

NOTES

LIFE SAFETY NOTES:

FURTHEST TRAVEL DISTANCE TO AN EXIT THIS FLOOR = 84'-3"

EXIT DOORS SHALL HAVE TACTILE SIGNAGE TO COMPLY WITH NFPA 101.7.10.1.3

ALL EMERGENCY EXIT DOORS SHALL HAVE PANIC HARDWARE TO COMPLY WITH NFPA 101.7.2.1.7

FIRE EXTINGUISHERS SHALL BE MOUNTED @ 5'-0" A.F.F. FROM TOP OF EXTINGUISHER.

LIGHTWEIGHT TRUSS FRAME SYMBOL TO BE CLEARLY POSTED AT FRONT ENTRY (ROOF ONLY)

TACTILE SIGNAGE:

TACTILE SIGNAGE SHALL BE PROVIDED AS REQUIRED BY NPA 101.7.10.1.3

TACTILE SIGNAGE SHALL BE LOCATED AT EACH EXIT DOOR REQUIRING AN EXIT SIGN

TACTILE SIGNAGE SHALL READ AS FOLLOWS: EXIT

TACTILE SIGNAGE SHALL COMPLY WITH ICC/ANSI A117.1, AMERICAN NATIONAL STANDARD FOR ACCESSIBLE AND USABLE BUILDINGS AND FACILITIES.

OCUPANT LOAD: ASSEMBLY (A-2)

BUSINESS AREA: (1 / 100)

OFFICE 97 S.F. / 100 = 1

KITCHEN AREA (GROSS) (1 /200)

KITCHEN 1465 S.F. / 200 = 7

(UNCONCENTRATED) (1 / 15)

BAR 446 S.F. / 15 = 30

FIXED SEATING (ACTUAL COUNT)

DINNING 1	44
DINNING 2	36
DINNING 3	34
DINNING 4	18
	132

STORAGE 1 / 300

STORAGE AREA 48 S.F. / 300 = 1

TOTAL OCCUPANT LOAD 171 PERSONS

"AMEREX" MODEL B500 / B500T HAND HELD TYPE A, B, C, #5 OR EQUAL AS INDICATED ON PLAN. (MOUNT NO MORE THAN 4'-0" A.F.F. FROM TOP OF EXTINGUISHER TO FLOOR)

FIRE EXTINGUISHER MOUNTING HEIGHT

LIFE SAFETY SYMBOL LEGEND

- POINT OF BEGINNING
- POINT OF DECISION
- TOTAL DISTANCE OF TRAVEL
- DIRECTION OF EGRESS
- TRAVEL ROUTE
- CEILING OR WALL MOUNTED ILLUMINATED EXIT SIGN COMBO w/ BATTERY BACK-UP
- CEILING OR WALL MOUNTED ILLUMINATED DIRECTIONAL EXIT SIGN w/ BATTERY BACK-UP
- EMERGENCY LIGHT w/ BATTERY BACK-UP
- FIRE EXTINGUISHER (5LB 2A-10BC) FIRE EXTINGUISHERS SHALL BE LOCATED SO THAT NO POINT ON THE FLOOR IS MORE THAN 75' FROM AN EXTINGUISHER.
- SD SMOKE DETECTOR

LIFE SAFETY

SCALE: 1/4"=1'-0"

© COPYRIGHT 2015 GERARD VERMEY, ARCHITECT, FL. #4630 DESIGNER, EXPRESSLY RESERVES HIS COPYRIGHT AND OTHER PROPERTY RIGHT IN THESE PLANS. THESE PLANS AND DRAWINGS ARE NOT TO BE REPRODUCED, CHANGED OR COPIED IN ANY FORM OR MANNER WHAT SO EVER WITHOUT FIRST OBTAINING THE EXPRESS WRITTEN CONSENT OF GERARD VERMEY, ARCHITECT, NOR ARE THEY TO BE ASSIGNED TO ANY PARTY WITHOUT FIRST OBTAINING SAID WRITTEN CONSENT.

VERMEY ARCHITECT
429 S. THIRD ST. 845-1100
FERNANDINA BEACH, FLORIDA
AR95638

A NEW EPANSION LAYOUT FOR
BEECH STREET GRILL
80 BEECH STREET FERNANDINA BEACH, FLA.

A-2

LIFE SAFETY NOTES:

FURTHEST TRAVEL DISTANCE TO AN EXIT THIS FLOOR = 34'-0"

EXIT DOORS SHALL HAVE TACTILE SIGNAGE TO COMPLY WITH NFPA 101.7.10.1.3

ALL EMERGENCY EXIT DOORS SHALL HAVE PANIC HARDWARE TO COMPLY WITH NFPA 101.7.2.1.7

FIRE EXTINGUISHERS SHALL BE MOUNTED @ 5'-0" A.F.F. FROM TOP OF EXTINGUISHER.

LIGHTWEIGHT TRUSS FRAME SYMBOL TO BE CLEARLY POSTED AT FRONT ENTRY (ROOF ONLY)

TACTILE SIGNAGE:

TACTILE SIGNAGE SHALL BE PROVIDED AS REQUIRED BY NPA 101.7.10.1.3

TACTILE SIGNAGE SHALL BE LOCATED AT EACH EXIT DOOR REQUIRING AN EXIT SIGN

TACTILE SIGNAGE SHALL READ AS FOLLOWS: EXIT

TACTILE SIGNAGE SHALL COMPLY WITH ICC/ANSI A117.1, AMERCAN NATIONAL STANDARD FOR ACCESSIBLE AND USABLE BUILDINGS AND FACILITIES.

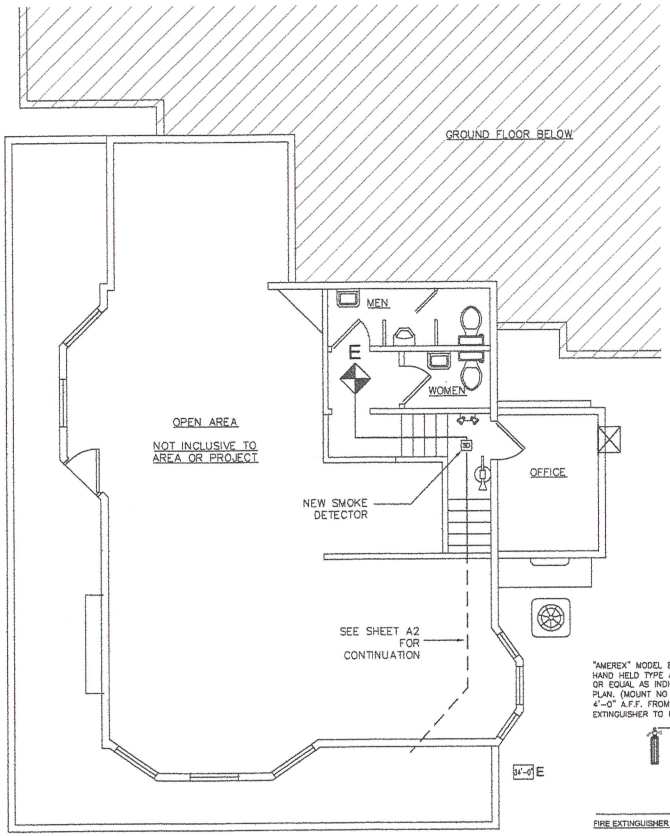

"AMEREX" MODEL B500 / B500T HAND HELD TYPE A, B, C, #5 OR EQUAL AS INDICATED ON PLAN. (MOUNT NO MORE THAN 4'-0" A.F.F. FROM TOP OF EXTINGUISHER TO FLOOR)

FIRE EXTINGUISHER MOUNTING HEIGHT

OCUPANT LOAD:

BUSINESS AREA: (1 / 100)

OFFICE 67 S.F. / 100 = 1

TOTAL OCCUPANT LOAD 1 PERSONS

LIFE SAFETY

LIFE SAFETY SYMBOL LEGEND

- POINT OF BEGINNING
- POINT OF DECISION
- 34'-0" TOTAL DISTANCE OF TRAVEL
- DIRECTION OF EGRESS
- TRAVEL ROUTE
- CEILING OR WALL MOUNTED ILLUMINATED EXIT SIGN COMBO w/ BATTERY BACK-UP
- CEILING OR WALL MOUNTED ILLUMINATED DIRECTIONAL EXIT SIGN w/ BATTERY BACK-UP
- EMERGENCY LIGHT w/ BATTERY BACK-UP
- FIRE EXTINGUISHER (MIN 2A-10BC) FIRE EXTINGUISHERS SHALL BE LOCATED SO THAT NO POINT ON THE FLOOR IS MORE THAN 75' FROM AN EXTINGUISHER.
- SD SMOKE DETECTOR

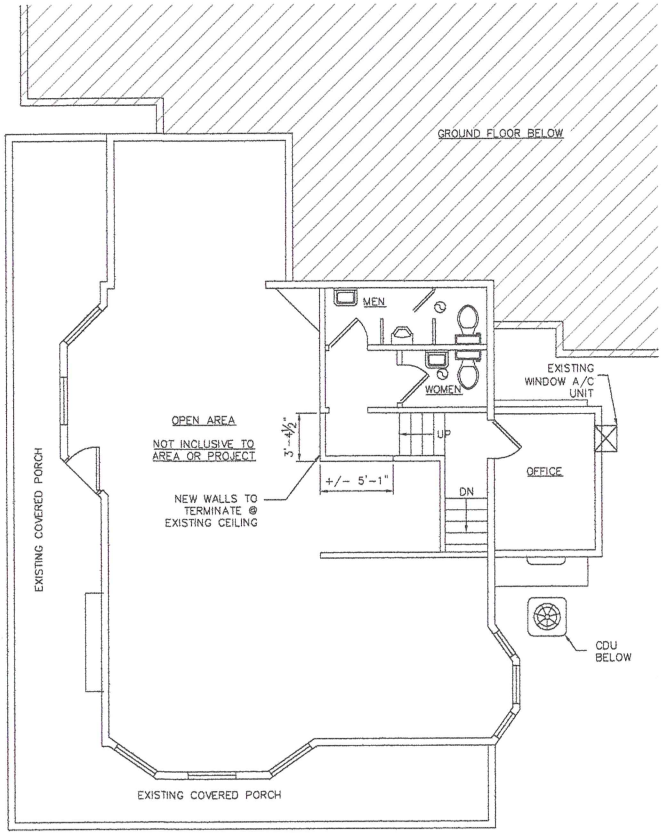

PROPOSED

NEW WALLS ONLY

NOTES

© COPYRIGHT 2015 GERARD VERMEY, ARCHITECT, FL #4830 DESIGNER, EXPRESSLY RESERVES HIS COPYRIGHT AND OTHER PROPERTY RIGHT IN THESE PLANS. THESE PLANS AND DRAWINGS ARE NOT TO BE REPRODUCED, CHANGED OR COPIED IN ANY FORM OR MANNER WHAT SO EVER WITHOUT FIRST OBTAINING THE EXPRESS WRITTEN CONSENT OF GERARD VERMEY, ARCHITECT, NOR ARE THEY TO BE ASSIGNED TO ANY PARTY WITHOUT FIRST OBTAINING SAID WRITTEN CONSENT.

SECOND FLOOR SCALE: ¼"=1'-0"

VERMEY ARCHITECT
GERARD VERMEY, ARCHITECT
FERNANDINA BEACH, FLORIDA
AR#4830

MINNOR INTERIOR RENOVATIONS FOR
BEECH STREET GRILL
80 BEECH STREET FERNANDINA BEACH, FLA.

DATE
1-20-15
REVISIONS
01/19/15
REVISIONS

SHEET
A-3